

1994

NEVADA OIL PATCH

Briefing from the Division of Minerals
January/February, 1994

Production Summary

Total Nevada oil production for the period:	289,780 bbls
Production for the same period last year:	400,378 bbls

Permitting

Permits to drill issued by NDOM in the period:	2
Permits issued for the same period last year:	0

Rig Count

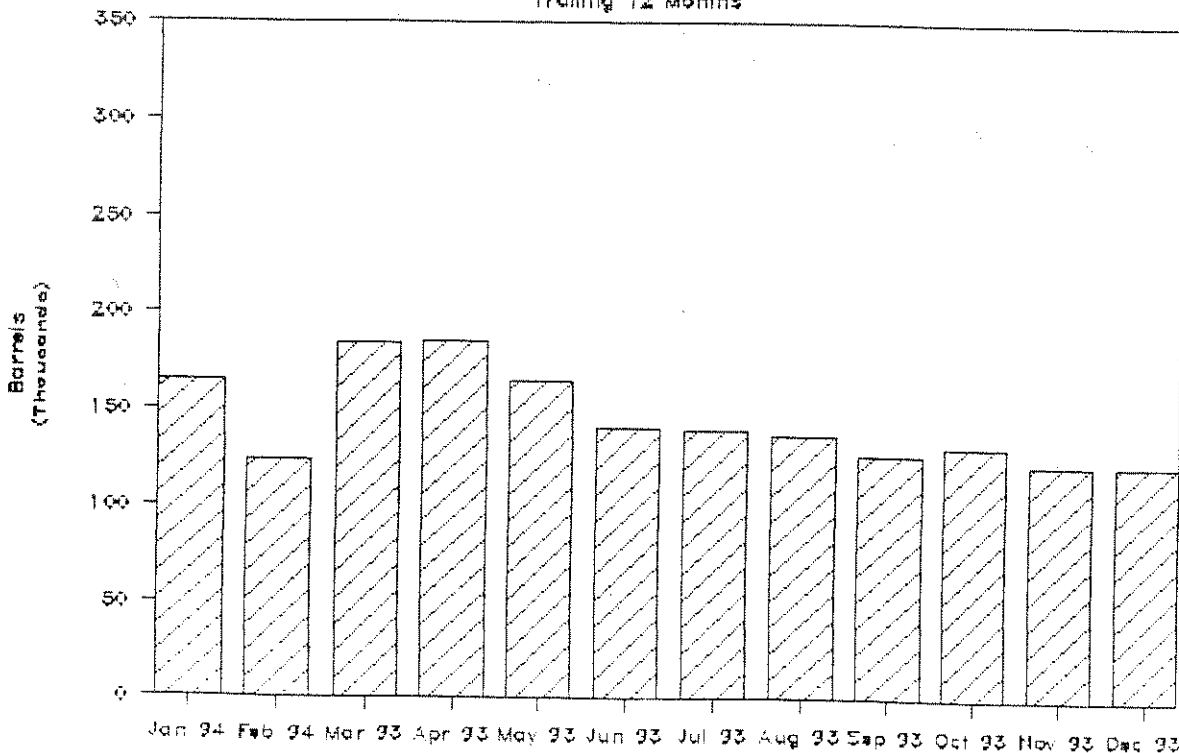
Rotary rigs operating during the period (peak):	6
Rotary rigs operating same period last year (peak):	2

Wells Drilled or Drilling During the Period

Apache Corporation - Grant Canyon #22-21
Balcron Oil - Bacon Flat Federal #23-17A
Baynon Oil & Exp. Co. - Railroad Valley #1
Chevron U.S.A. Production Co. - Bonanza Federal #1-32
Chevron U.S.A. Production Co. - Titan Federal #1-9
Foreland Corporation - Cedar Creek #2-1

NEVADA OIL PRODUCTION

Trailing 12 Months



NEVADA OIL PRODUCTION
JANUARY/FEBRUARY, 1994

	January			February			Bi-Monthly	Bi-Monthly	Cumulative	Cumulative
	Oil	H2O	Days	Oil	H2O	Days	Total Oil	Total H2O	Total Oil	Total H2O From 1/94
EAGLE SPRINGS FIELD: FIRST PRODUCTION - MARCH, 1954										
Kanowa Petroleum Inc.										
15-35	82	250	8	36	220	7				
35-35	82	551	8	133	350	8				
62-35	35	1,267	4	112	1,106	6				
	199	2,068		281	1,676		480	3,744		
Eagle Springs Prod. Ltd.										
1-36	131	137	14	139	142	12				
2-36	0	0	0	0	3,600	15				
4-36	345	2,089	7	441	7,367	19				
5-36	119	69	3	1,025	2,247	22				
43-36	290	226	15	401	359	20				
73-35	1,065	6,400	21	1,443	6,105	24				
74-35	74	413	5	879	3,225	23				
84-35	378	1,575	26	345	1,548	22				
	2,402	10,909		4,673	24,593		7,075	35,502		
TOTAL	2,601	12,977		4,954	26,269		7,555	39,246	4,090,672	39,246

TRAP SPRINGS FIELD: FIRST PRODUCTION - NOVEMBER, 1976										
Makoil, Inc.										
24-1 Zuspahn	0	0	0	0	0	0				
24-3 Zuspahn	0	0	0	47	492	9				
13-21 Britton	0	0	0	0	0	0				
12-23 Munson Ranch	0	0	0	0	0	0				
12-24 Munson Ranch	541	500	31	501	459	28				
12-32 Munson Ranch	3,781	7,125	31	3,024	5,514	28				
12-33 Munson Ranch	163	1,996	30	143	1,734	28				
12-34 Munson Ranch	1,697	1,567	31	1,540	1,409	28				
12-42 Munson Ranch	29	27	6	78	72	15				
12-44X Munson Ranch	34	32	7	107	98	14				
13-11 Munson Ranch	580	12,860	31	541	11,686	28				
13-14 Munson Ranch	24	521	8	35	772	12				
13-21X Munson Ranch	0	0	0	0	0	0				
13-24 Munson Ranch	18	32	6	38	68	13				
13-31 Munson Ranch	1,821	3,924	31	1,653	3,528	28				
13-32 Munson Ranch	547	4,546	31	496	4,087	28				
13-33 Munson Ranch	24	123	6	53	274	14				
13-41X Munson Ranch	1,896	4,085	31	1,713	3,656	28				
13-42 Munson Ranch	54	260	11	364	1,746	18				
14-23 Munson Ranch	408	1,977	31	319	1,530	28				
14-24 Munson Ranch	15	32	5	41	88	14				
14-32 Munson Ranch	1,039	8,635	31	942	7,756	28				
14-34 Munson Ranch	259	3,744	31	195	2,801	28				
14-34X Munson Ranch	26	16	9	108	65	16				
14-41 Munson Ranch	1,912	7,525	31	1,698	6,620	28				
14-44 Munson Ranch	2,418	8,928	31	2,203	8,060	28				
J.N. Federal #1	0	0	0	0	0	0				
	17,296	68,455		15,839	62,715		33,125	131,170		

	January			February			Bi-Monthly Total Oil	Bi-Monthly Total H2O	Cumulative Total Oil	Cumulative Total H2O From 1/94
	Oil	H2O	Days	Oil	H2O	Days				
J.R. Bacon Drilling										
#13-1 Munson Ranch	680	0	31	632	0	28				
#13-45 Munson Ranch	327	66	25	301	64	28				
#13-46 Munson Ranch	0	0	0	0	0	0				
#14-33 Munson Ranch	51	60	7	361	136	17				
#14-42 Munson Ranch	961	192	31	965	193	28				
#14-49 Munson Ranch	201	66	31	211	56	28				
#14-49X Munson Ranch	0	0	0	0	0	0				
	2,220	384		2,470	449		4,690	833		
Apache Corporation										
2 Trap Spring	2,056	0	27	2,155	0	28				
3 Trap Spring	2,250	120,356	31	2,158	0	28				
8 Trap Spring	0	0	0	0	0	0				
9 Trap Spring	3,331	75,842	31	3,205	0	28				
16 Trap Spring	494	11,243	31	438	0	27				
19 Trap Spring	2,507	30	31	2,205	0	28				
23-41 Trap Spring	578	38	26	634	0	28				
	11,216	207,509		10,795	0		22,011	207,509		
David M. Evans, Inc.										
12-13 Trap Spring	0	0	0	0	0	0	0	0		
TOTAL	30,722	276,348		29,104	63,164		59,826	339,512	10,973,518	339,512

CURRENT FIELD: FIRST PRODUCTION - FEBRUARY, 1976 641

BACON FLAT FIELD: FIRST PRODUCTION - JULY, 1981

Balcron Oil Co.										
Bacon Flat #23-17	0	0	0	0	0	0				
Bacon Flat 23-17A	16,132	0	29	17,036	0	28				
Bacon Flat #1	0	0	0	0	0	0				
TOTAL	16,132	0		17,036	0		33,168	0	631,764	0

DUCKWATER CREEK FIELD: FIRST PRODUCTION - MAY, 1990

Makoil, Inc.										
Duckwater Creek #19-11	118	2,064	15	156	2,718	20	274	4,782	12,579	4,782

BLACKBURN FIELD: FIRST PRODUCTION - APRIL, 1982

Petroleum Corp. of Nevada										
Blackburn #3	964	100,012	30	1,298	99,732	28				
Blackburn #10	458	0	31	307	0	28				
Blackburn #14	1,181	8,411	31	1,027	11,566	28				
Blackburn #16	1,073	31,198	31	872	25,823	28				
Blackburn #18	33,095	13,905	31	27,679	12,262	28				
	36,771	153,526		31,183	149,383		67,954	302,909	3,246,297	302,909

	January			February			Bi-Monthly	Bi-Monthly	Cumulative	Cumulative
	Barrels		Days	Barrels		Days	Total	Total	Total	Total H2O
	Oil	H2O		Oil	H2O		Oil	H2O	Oil	From 1/94
GRANT CANYON FIELD: FIRST PRODUCTION - SEPTEMBER, 1983										
Apache Corporation										
Grant Canyon #3	0	0	0	0	0	0				
Grant Canyon #7	0	0	0	0	0	0				
Grant Canyon #9	24,585	0	31	21,908	0	28				
Grant Canyon #22-21	37,602	0	29	4,355	0	17				
	<u>62,187</u>	<u>0</u>		<u>26,263</u>	<u>0</u>		88,450	0	19,392,694	0

SPENCER FEDERAL LEASE: PRODUCTION - MAY, 1986

86

KATE SPRING FIELD: FIRST PRODUCTION - JANUARY, 1986

Western General, Inc.										
Kate Spring #1	300	1,500	6	300	1,500	6				
Kate Spring #1A	5,526	7,820	25	4,933	9,390	22				
Kate Spring #1C	930	3,000	31	840	3,000	28				
Taylor Federal #1	1,384	10,446	31	1,294	10,446	28				
Taylor Federal #2	0	0	0	0	0	0				
	<u>8,140</u>	<u>22,766</u>		<u>7,367</u>	<u>24,336</u>		15,507	47,102		
Apache Corporation										
Kate Spring #12-2	3,086	11,106	31	2,941	11,411	28	6,027	22,517		
TOTAL	11,226	33,872		10,308	35,747		21,534	69,619	1,404,821	69,619

TOMERA RANCH FIELD: FIRST PRODUCTION - DECEMBER, 1987

Foreland Corporation										
Tomera Ranch 33-1	0	0	0	0	0	0	0	0		
Foreland Corporation										
Foreland-S Pacific 1-5R	77	2,278	31	127	2,068	28	204	4,346	16,789	4,346

NORTH WILLOW CREEK: FIRST PRODUCTION - APRIL, 1988

Foreland Corporation										
Foreland-S Pacific 1-27	0	0	0	0	0	0				
Foreland-S Pacific 5-27	0	0	0	0	0	0				
Foreland-S Pacific 6-27	0	0	0	22	0	0				
TOTAL	0	0		22	0		22	0	27,468	0

THREE BAR FIELD: FIRST PRODUCTION - MARCH, 1990

Trail Mountain, Inc.										
Three Bar 25-A	0	0	0	0	0	0				
Three Bar #5	100	1,128	19	0	0	0				
TOTAL	100	1,128		0	0		100	1,128	23,708	1,128

	January			February			Bi-Monthly	Bi-Monthly	Cumulative	Cumulative
	Oil	Barrels H2O	Days	Oil	Barrels H2O	Days	Total Oil	Total H2O	Total Oil	Total H2O From 1/94
SANS SPRINGS FIELD: FIRST PRODUCTION - MARCH, 1993										
CENEX										
Federal 5-14	5,917	23,949	31	4,776	22,065	28				
Federal 12-14	0	0	0	0	0	0				
TOTAL	5,917	23,949		4,776	22,065		10,693	46,014	80,171	46,014

NEVADA GAS PRODUCTION JANUARY/FEBRUARY 1994

KATE SPRING FIELD: FIRST PRODUCTION - NOVEMBER, 1988

	January MCF	February MCF	Bi-Monthly Total	Cumulative Total
Apache Corporation	651	612	1,263	
Western General	837	759	1,596	
Total	1,488	1,371	2,859	228,422

SUMMARY: NEVADA OIL AND GAS PRODUCTION

Jan. Oil Production	165,851			
Feb. Oil Production		123,929		
Bi-Monthly Total			289,780	
Cumulative Nevada Oil Production (1954-Present)				39,901,208
Jan. Gas Production	1,488			
Feb. Gas Production		1,371		
Bi-Monthly Total			2,859	
Cumulative Nevada Gas Production (1988-Present)				228,422

Remarks: Please note that Trail Mountain's Three Bar #5 cumulative total has decreased a total of 4 barrels. This amended total reflects corrected production report submitted by Trail Mountain for November 1993.

NEVADA OIL PATCH

Briefing from the Department of Business and Industry
DIVISION OF MINERALS
March/April, 1994

Production Summary

Total Nevada oil production for the period: 259,860 bbls
Production for the same period last year: 371,013 bbls

Permitting

Permits to drill issued by NDOM in the period: 4
Permits issued for the same period last year: 9

Rig Count

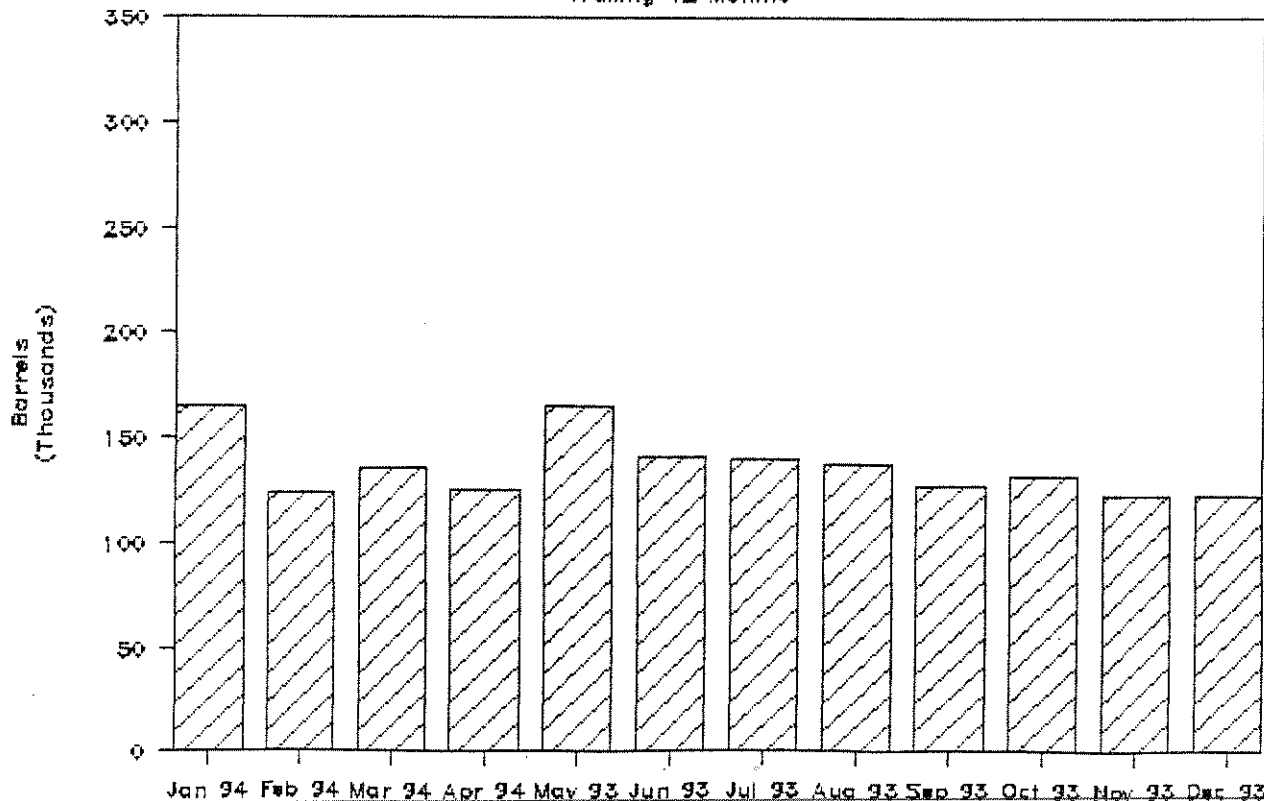
Rotary rigs operating during the period (peak): 3
Rotary rigs operating same period last year (peak): 2

Wells Drilled or Drilling During the Period

Chevron U.S.A. Production Co. - Titan Federal #1-9
Pioneer Oil & Gas - Federal #3-1
Petroleum Corporation of Nevada - Blackburn Unit #19

NEVADA OIL PRODUCTION

Trailing 12 Months



NEVADA OIL PRODUCTION
MARCH/APRIL, 1994

	March			April			Bi-Monthly	Bi-Monthly	Cumulative	Cumulative
	Oil	Barrels H2O	Days	Oil	Barrels H2O	Days	Total Oil	Total H2O	Total Oil	Total H2O From 1/94
EAGLE SPRINGS FIELD: FIRST PRODUCTION - MARCH, 1954										
Kanowa Petroleum Inc.										
15-35	121	0	8	0	0	0				
35-35	102	85	8	0	0	0				
62-35	38	1,010	4	0	0	0				
	261	1,095		0	0		261	1,095		
Eagle Springs Prod. Ltd.										
1-36	224	252	29	204	220	29				
2-36	0	5,048	29	0	4,408	29				
4-36	448	5,679	29	408	4,959	29				
5-36	1,677	2,145	21	1,531	1,874	30				
43-36	448	379	30	408	331	29				
73-35	1,437	6,513	29	1,559	6,163	29				
74-35	224	6,309	29	204	5,510	29				
84-35	336	1,514	29	306	1,323	25				
	4,794	27,839		4,620	24,788		9,414	52,627		
TOTAL	5,055	28,934		4,620	24,788		9,675	53,722	4,100,347	92,968

TRAP SPRINGS FIELD: FIRST PRODUCTION - NOVEMBER, 1976										
Makoil, Inc.										
24-1 Zuspann	0	0	0	0	0	0				
24-3 Zuspann	124	1,270	24	143	1,233	2				
13-21 Britton	0	0	0	0	0	0				
12-23 Munson Ranch	0	0	0	0	0	0				
12-24 Munson Ranch	549	517	31	530	507	30				
12-32 Munson Ranch	3,363	5,794	31	4,857	7,481	30				
12-33 Munson Ranch	182	2,274	31	169	2,142	29				
12-34 Munson Ranch	1,633	1,539	31	1,578	1,509	30				
12-42 Munson Ranch	67	63	14	35	34	7				
12-44X Munson Ranch	105	99	20	52	49	11				
13-11 Munson Ranch	605	13,693	31	585	13,420	30				
13-14 Munson Ranch	40	905	14	32	738	11				
13-21X Munson Ranch	0	0	0	89	10	9				
13-24 Munson Ranch	37	68	13	32	60	11				
13-31 Munson Ranch	1,827	4,018	31	1,762	3,932	30				
13-32 Munson Ranch	553	4,687	31	526	4,529	30				
13-33 Munson Ranch	75	401	17	62	338	14				
13-41X Munson Ranch	1,920	4,221	31	1,797	4,010	30				
13-42 Munson Ranch	363	1,797	31	314	1,576	27				
14-23 Munson Ranch	228	1,125	31	236	1,185	30				
14-24 Munson Ranch	50	110	14	30	67	10				
14-32 Munson Ranch	1,051	8,912	31	1,020	8,782	30				
14-34 Munson Ranch	262	3,864	31	236	3,533	30				
14-34X Munson Ranch	91	57	16	54	34	12				
14-41 Munson Ranch	1,853	7,445	31	1,777	7,243	30				
14-44 Munson Ranch	2,499	9,420	31	2,238	8,559	30				
J.N. Federal #1	0	0	0	0	0	0				
	17,477	72,279		18,154	70,971		35,631	143,250		

	March			April			Bi-Monthly Total Oil	Bi-Monthly Total H2O	Cumulative Total Oil	Cumulative Total H2O From 1/94
	Oil	H2O	Days	Oil	H2O	Days				
J.R. Bacon Drilling										
#13-1 Munson Ranch	696	0	31	675	0	30				
#13-45 Munson Ranch	298	68	30	298	66	29				
#13-46 Munson Ranch	0	0	0	0	0	0				
#14-33 Munson Ranch	448	248	31	393	240	29				
#14-42 Munson Ranch	1,086	216	31	712	142	30				
#14-49 Munson Ranch	216	60	31	204	60	30				
#14-49X Munson Ranch	0	0	0	0	0	0				
	<u>2,744</u>	<u>592</u>		<u>2,282</u>	<u>508</u>		5,026	1,100		
Apache Corporation										
2 Trap Spring	2,381	0	31	2,389	0	30				
3 Trap Spring	1,971	115,943	31	1,923	103,052	27				
8 Trap Spring	0	0	0	0	0	0				
9 Trap Spring	4,462	70,602	31	4,666	69,884	30				
16 Trap Spring	718	16,123	31	675	16,613	30				
19 Trap Spring	1,989	0	31	2,277	0	30				
23-41 Trap Spring	649	0	31	517	0	30				
	<u>12,170</u>	<u>202,668</u>		<u>12,447</u>	<u>189,549</u>		24,617	392,217		
David M. Evans, Inc.										
12-13 Trap Spring	0	0	0	0	0	0	0	0		
TOTAL	32,391	275,539		32,883	261,028	0	65,274	536,567	11,038,792	876,079

CURRENT FIELD: FIRST PRODUCTION - FEBRUARY, 1976 641

BACON FLAT FIELD: FIRST PRODUCTION - JULY, 1981

Balcron Oil Co.										
Bacon Flat #23-17	0	0	0	0	0	0				
Bacon Flat 23-17A	20,183	0	31	19,523	0	30				
Bacon Flat #1	0	0	0	0	0	0				
TOTAL	<u>20,183</u>	<u>0</u>		<u>19,523</u>	<u>0</u>		39,706	0	671,470	0

DUCKWATER CREEK FIELD: FIRST PRODUCTION - MAY, 1990

Makoil, Inc.										
Duckwater Creek #19-11	200	3,584	26	194	3,541	25	394	7,125	12,973	11,907

BLACKBURN FIELD: FIRST PRODUCTION - APRIL, 1982

Petroleum Corp. of Nevada										
Blackburn #3	1,790	126,166	31	1,529	111,287	29				
Blackburn #10	667	0	31	552	22	30				
Blackburn #14	1,281	10,934	31	1,147	14,853	30				
Blackburn #16	1,025	22,945	31	925	31,323	30				
Blackburn #18	27,932	15,206	31	25,371	19,306	30				
	<u>32,695</u>	<u>175,251</u>		<u>29,524</u>	<u>176,791</u>		62,219	352,042	3,308,516	654,951

	March		Days	April		Days	Bi-Monthly	Bi-Monthly	Cumulative	Cumulative
	Oil	H2O		Oil	H2O		Total	Total	Total	Total H2O
GRANT CANYON FIELD: FIRST PRODUCTION - SEPTEMBER, 1983										
Apache Corporation										
Grant Canyon #3	0	0	0	0	0	0				
Grant Canyon #7	0	0	0	0	0	0				
Grant Canyon #9	22,351	0	31	20,808	24,386	30				
Grant Canyon #22-21	5,181	0	29	2,492	207	14				
	<u>27,532</u>	<u>0</u>		<u>23,300</u>	<u>24,593</u>		50,832	24,593	19,443,526	24,593

SPENCER FEDERAL LEASE: PRODUCTION - MAY, 1986

86

KATE SPRING FIELD: FIRST PRODUCTION - JANUARY, 1986

Western General, Inc.										
Kate Spring #1	300	3,600	6	300	1,800	6				
Kate Spring #1A	5,659	8,858	25	5,367	14,981	24				
Kate Spring #1C	930	1,860	31	900	1,800	30				
Taylor Federal #1	1,515	11,499	31	1,207	11,300	30				
Taylor Federal #2	0	0	0	0	0	0				
	<u>8,404</u>	<u>25,817</u>		<u>7,774</u>	<u>29,881</u>		16,178	55,698		
Apache Corporation										
Kate Spring #12-2	3,122	13,645	31	2,899	12,967	30	6,021	26,612		
TOTAL	11,526	39,462		10,673	42,848		22,199	82,310	1,427,020	151,929

TOMERA RANCH FIELD: FIRST PRODUCTION - DECEMBER, 1987

Foreland Corporation										
Tomera Ranch 33-1	0	0	0	0	0	0	0	0		
Foreland Corporation										
Foreland-S Pacific 1-5R	98	2,187	31	140	2,156	30	238	4,343	17,027	8,689

NORTH WILLOW CREEK: FIRST PRODUCTION - APRIL, 1988

Foreland Corporation										
Foreland-S Pacific 1-27	0	0	0	0	0	0				
Foreland-S Pacific 5-27	0	0	0	0	0	0				
Foreland-S Pacific 6-27	635	170	11	551	84	9				
TOTAL	635	170		551	84		1,186	254	28,654	254

THREE BAR FIELD: FIRST PRODUCTION - MARCH, 1990

Trail Mountain, Inc.										
Three Bar 25-A	0	0	0	0	0	0				
Three Bar #5	15	60	1	2	443	3				
TOTAL	15	60		2	443		17	503	23,725	1,631

	March			April			Bi-Monthly	Bi-Monthly	Cumulative	Cumulative
	Oil	Barrels H2O	Days	Oil	Barrels H2O	Days	Total Oil	Total H2O	Total Oil	Total H2O From 1/94
SANS SPRINGS FIELD: FIRST PRODUCTION - MARCH, 1993										
CENEX										
Federal 5-14	4,914	25,926	31	3,206	17,979	22				
Federal 12-14	0	0	0	0	0	0				
TOTAL	4,914	25,926		3,206	17,979		8,120	43,905	88,291	89,919

NEVADA GAS PRODUCTION JANUARY/FEBRUARY 1994

KATE SPRING FIELD: FIRST PRODUCTION - NOVEMBER, 1988

	March MCF	April MCF	Bi-Monthly Total	Cumulative Total
Apache Corporation	657	758	1,415	
Western General	798	739	1,537	
Total	1,455	1,497	2,952	231,374

SUMMARY: NEVADA OIL AND GAS PRODUCTION

Mar. Oil Production	135,244			
April Oil Production		124,616		
Bi-Monthly Total			259,860	
Cumulative Nevada Oil Production (1954-Present)				40,161,068
Mar. Gas Production	1,455			
April Gas Production		1,497		
Bi-Monthly Total			2,952	
Cumulative Nevada Gas Production (1988-Present)				231,374

Remarks:

NEVADA OIL PATCH

Briefing from the Department of Business and Industry
DIVISION OF MINERALS
May/June, 1994

Production Summary

Total Nevada oil production for the period: 298,934 bbls
Production for the same period last year: 306,791 bbls

Permitting

Permits to drill issued by NDOM in the period: 0
Permits issued for the same period last year: 10

Rig Count

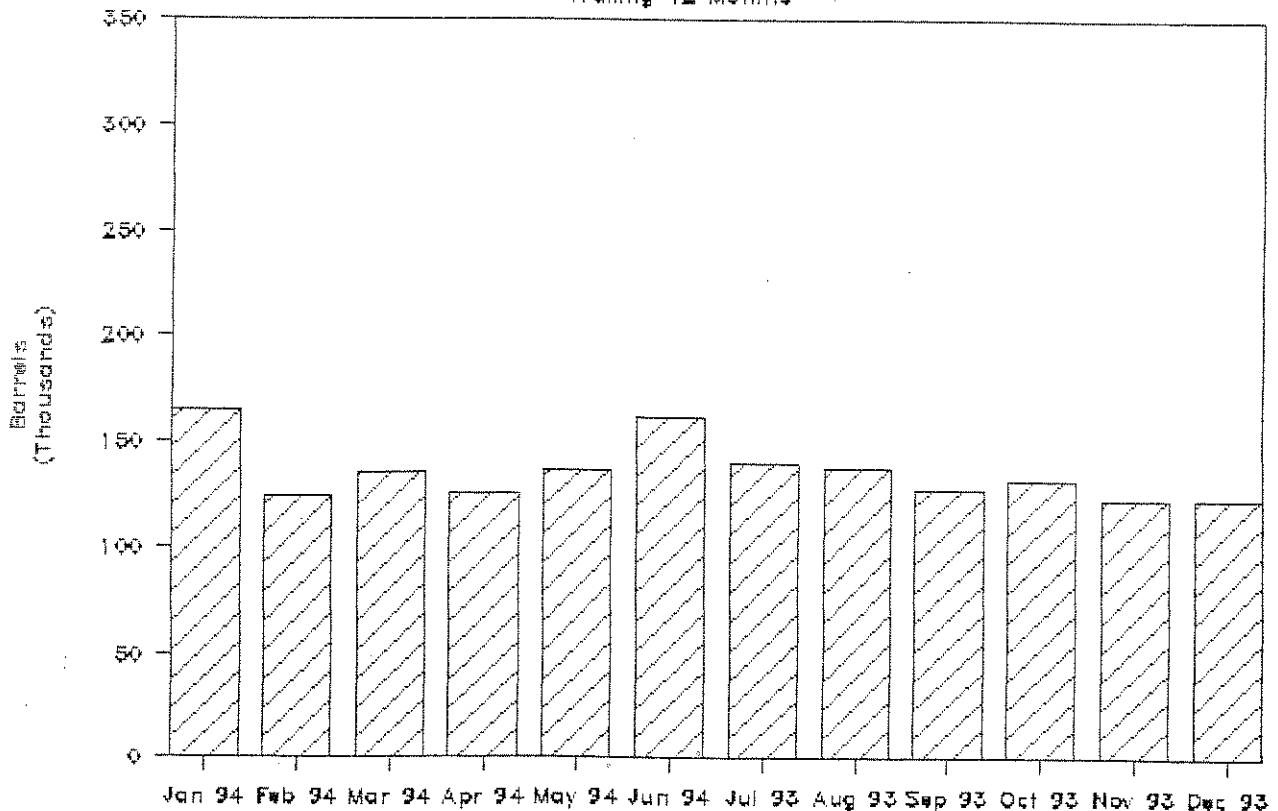
Rotary rigs operating during the period (peak): 1
Rotary rigs operating same period last year (peak): 3

Wells Drilled or Drilling During the Period

Apache Corporation - Troy Canyon Unit #43-20

NEVADA OIL PRODUCTION

Trailing 12 Months



NEVADA OIL PRODUCTION
MAY/JUNE, 1994

	May			June			Bi-Monthly	Bi-Monthly	Cumulative	Cumulative
	Barrels Oil	H2O	Days	Barrels Oil	H2O	Days	Total Oil	Total H2O	Total Oil	Total H2O From 1/94
EAGLE SPRINGS FIELD: FIRST PRODUCTION - MARCH, 1954										
Kanowa Petroleum Inc.										
15-35	0	0	0	125	0	1				
35-35	0	0	0	0	0	0				
62-35	0	0	0	86	403	2				
	0	0		211	403		211	403		
Eagle Springs Prod. Ltd.										
1-36	191	219	31	218	91	28				
2-36	0	1,611	13	0	245	4				
4-36	149	1,798	12	17	26	1				
5-36	1,691	1,859	31	1,632	774	30				
43-36	383	328	31	435	136	28				
73-35	1,681	5,585	31	1,329	3,842	29				
74-35	191	0	31	64	671	8				
84-35	287	1,312	31	326	546	30				
	4,573	12,712		4,021	6,331		8,594	19,043		
TOTAL	4,573	12,712		4,232	6,734		8,805	19,446	4,109,152	112,414

TRAP SPRINGS FIELD: FIRST PRODUCTION - NOVEMBER, 1976										
Makcoil, Inc.										
24-1 Zuspann	0	0	0	0	0	0				
24-3 Zuspann	67	737	14	56	632	12				
13-21 Britton	0	0	0	0	0	0				
12-23 Munson Ranch	0	0	0	0	0	0				
12-24 Munson Ranch	549	523	31	525	512	30				
12-32 Munson Ranch	3,998	6,171	31	3,950	6,020	30				
12-33 Munson Ranch	164	2,075	28	169	2,192	30				
12-34 Munson Ranch	1,659	1,580	31	1,628	1,588	30				
12-42 Munson Ranch	68	65	8	39	38	8				
12-44X Munson Ranch	73	70	12	58	57	10				
13-11 Munson Ranch	506	11,559	27	583	13,654	30				
13-14 Munson Ranch	29	669	10	26	614	9				
13-21X Munson Ranch	828	7,096	27	1,263	6,982	30				
13-24 Munson Ranch	29	54	10	23	45	8				
13-31 Munson Ranch	1,847	4,102	31	1,774	4,037	30				
13-32 Munson Ranch	544	4,661	31	516	4,531	30				
13-33 Munson Ranch	79	427	13	40	220	9				
13-41X Munson Ranch	1,880	4,177	31	1,818	4,137	30				
13-42 Munson Ranch	427	2,133	31	403	2,066	30				
14-23 Munson Ranch	242	1,211	31	233	1,195	30				
14-24 Munson Ranch	25	57	8	29	66	10				
14-32 Munson Ranch	1,052	9,013	31	989	8,679	30				
14-34 Munson Ranch	223	3,321	31	222	3,387	30				
14-34X Munson Ranch	51	33	9	35	23	8				
14-41 Munson Ranch	1,863	7,563	31	1,795	7,462	30				
14-44 Munson Ranch	2,493	9,495	31	2,537	9,899	30				
J.N. Federal #1	0	0	0	0	0	0				
	18,696	76,792		18,711	78,036		37,407	154,828		

	May			June			Bi-Monthly Total Oil	Bi-Monthly Total H2O	Cumulative Total Oil	Cumulative Total H2O From 1/94
	Oil	Barrels H2O	Days	Oil	Barrels H2O	Days				
J.R. Bacon Drilling										
#13-1 Munson Ranch	683	0	31	667	0	30				
#13-45 Munson Ranch	126	24	12	24	4	1				
#13-46 Munson Ranch	0	0	0	0	0	0				
#14-33 Munson Ranch	399	242	31	298	240	30				
#14-42 Munson Ranch	844	169	31	837	167	30				
#14-49 Munson Ranch	213	62	31	202	66	30				
#14-49X Munson Ranch	0	0	0	0	0	0				
	2,265	497		2,028	471		4,293	968		

Apache Corporation										
2 Trap Spring	2,390	0	31	2,414	0	30				
3 Trap Spring	2,063	109,705	30	1,509	112,079	30				
8 Trap Spring	0	0	0	0	0	0				
9 Trap Spring	4,730	65,148	31	5,070	65,980	30				
16 Trap Spring	508	16,610	31	592	16,108	30				
19 Trap Spring	2,091	29	31	2,263	0	30				
23-41 Trap Spring	478	3	31	504	0	25				
	12,260	191,495		12,352	194,167		24,612	385,662		

David M. Evans, Inc.										
12-13 Trap Spring	0	0	0	0	0	0	0	0		
TOTAL	33,221	268,784		33,091	272,674	0	66,312	541,458	11,105,104	1,417,537

CURRENT FIELD: FIRST PRODUCTION - FEBRUARY, 1976 641

BACON FLAT FIELD: FIRST PRODUCTION - JULY, 1981

Balcron Oil Co.										
Bacon Flat #23-17	0	0	0	0	0	0				
Bacon Flat 23-17A	26,741	0	31	28,918	0	30				
Bacon Flat #1	0	0	0	0	0	0				
TOTAL	26,741	0		28,918	0		55,659	0	727,129	0

DUCKWATER CREEK FIELD: FIRST PRODUCTION - MAY, 1990

Makoil, Inc.										
Duckwater Creek #19-11	110	1,979	15	85	1,585	13	195	3,564	13,168	15,471

BLACKBURN FIELD: FIRST PRODUCTION - APRIL, 1982

Petroleum Corp. of Nevada										
Blackburn #3	1,253	131,568	31	1,134	101,888	30				
Blackburn #10	851	101	31	835	0	30				
Blackburn #14	1,198	15,487	31	1,118	20,500	30				
Blackburn #16	664	19,975	31	761	20,385	30				
Blackburn #18	27,831	25,979	31	25,069	37,794	30				
Blackburn #19				29,614	0	24				
	31,797	193,110		58,531	180,567		90,328	373,677	3,398,844	1,028,628

	May			June			Bi-Monthly	Bi-Monthly	Cumulative	Cumulative
	Oil	Barrels H2O	Days	Oil	Barrels H2O	Days	Total Oil	Total H2O	Total Oil	Total H2O From 1/94
GRANT CANYON FIELD: FIRST PRODUCTION - SEPTEMBER, 1983										
Apache Corporation										
Grant Canyon #3	0	0	0	0	0	0				
Grant Canyon #7	0	0	0	0	0	0				
Grant Canyon #9	20,795	13,447	31	19,492	13,976	30				
Grant Canyon #22-21	3,845	64	19	2,920	1,118	22				
	<u>24,640</u>	<u>13,511</u>		<u>22,412</u>	<u>15,094</u>		47,052	28,605	19,490,578	53,198

SPENCER FEDERAL LEASE: PRODUCTION - MAY, 1986

86

KATE SPRING FIELD: FIRST PRODUCTION - JANUARY, 1986

Western General, Inc.										
Kate Spring #1	300	2,000	6	250	2,000	5				
Kate Spring #1A	5,517	13,713	25	5,561	12,608	25				
Kate Spring #1C	620	3,000	31	620	3,000	30				
Taylor Federal #1	1,250	11,595	31	1,110	10,648	30				
Taylor Federal #2	0	0	0	0	0	0				
	<u>7,687</u>	<u>30,308</u>		<u>7,541</u>	<u>28,256</u>		15,228	58,564		
Apache Corporation										
Kate Spring #12-2	2,837	12,308	31	2,967	12,482	30	5,904	24,790		
TOTAL	10,524	42,616		10,508	40,738		21,032	83,354	1,448,052	235,283

TOMERA RANCH FIELD: FIRST PRODUCTION - DECEMBER, 1987

Foreland Corporation										
Tomera Ranch 33-1	0	0	0	196	843	29	196	843		
Foreland Corporation										
Foreland-S Pacific 1-SR	97	2,317	31	118	1,950	30	215	4,267	17,438	13,799

NORTH WILLOW CREEK: FIRST PRODUCTION - APRIL, 1988

Foreland Corporation										
Foreland-S Pacific 1-27	0	0	0	0	0	0				
Foreland-S Pacific 5-27	0	0	0	0	0	0				
Foreland-S Pacific 6-27	697	81	12	331	65	7				
TOTAL	697	81		331	65		1,028	146	29,682	400

THREE BAR FIELD: FIRST PRODUCTION - MARCH, 1990

Trail Mountain, Inc.										
Three Bar 25-A	0	0	0	0	0	0				
Three Bar #5	0	0	0	0	0	0				
TOTAL	0	0		0	0		0	0	23,725	1,631

	May		Days	June		Days	Bi-Monthly	Bi-Monthly	Cumulative	Cumulative
	Oil	H2O		Barrels	Barrels		Total	Total	Total	Total H2O
SANS SPRINGS FIELD: FIRST PRODUCTION - MARCH, 1993										
GENEX										
Federal 5-14	4,282	15,206	27	3,830	18,768	30				
Federal 12-14	0	0	0	0	0	0				
TOTAL	4,282	15,206		3,830	18,768		8,112	33,974	96,403	123,893

NEVADA GAS PRODUCTION JANUARY/FEBRUARY 1994

KATE SPRING FIELD: FIRST PRODUCTION - NOVEMBER, 1988

	May	June	Bi-Monthly	Cumulative
	MCF	MCF	Total	Total
Apache Corporation	735	607	1,342	
Western General	731	716	1,447	
Total	1,466	1,323	2,789	234,163

SUMMARY: NEVADA OIL AND GAS PRODUCTION

May Oil Production	136,682			
June Oil Production		162,252		
Bi-Monthly Total			298,934	
Cumulative Nevada Oil Production (1954-Present)				40,460,002
May Gas Production	1,466			
June Gas Production		1,323		
Bi-Monthly Total			2,789	
Cumulative Nevada Gas Production (1988-Present)				234,163

Remarks:

NEVADA OIL PATCH

Briefing from the Department of Business and Industry
DIVISION OF MINERALS
July/August 1994

Production Summary

Total Nevada oil production for the period: 306,870 bbls
Production for the same period last year: 277,445 bbls

Permitting

Permits to drill issued by NDOM in the period: 8
Permits issued for the same period last year: 8

Rig Count

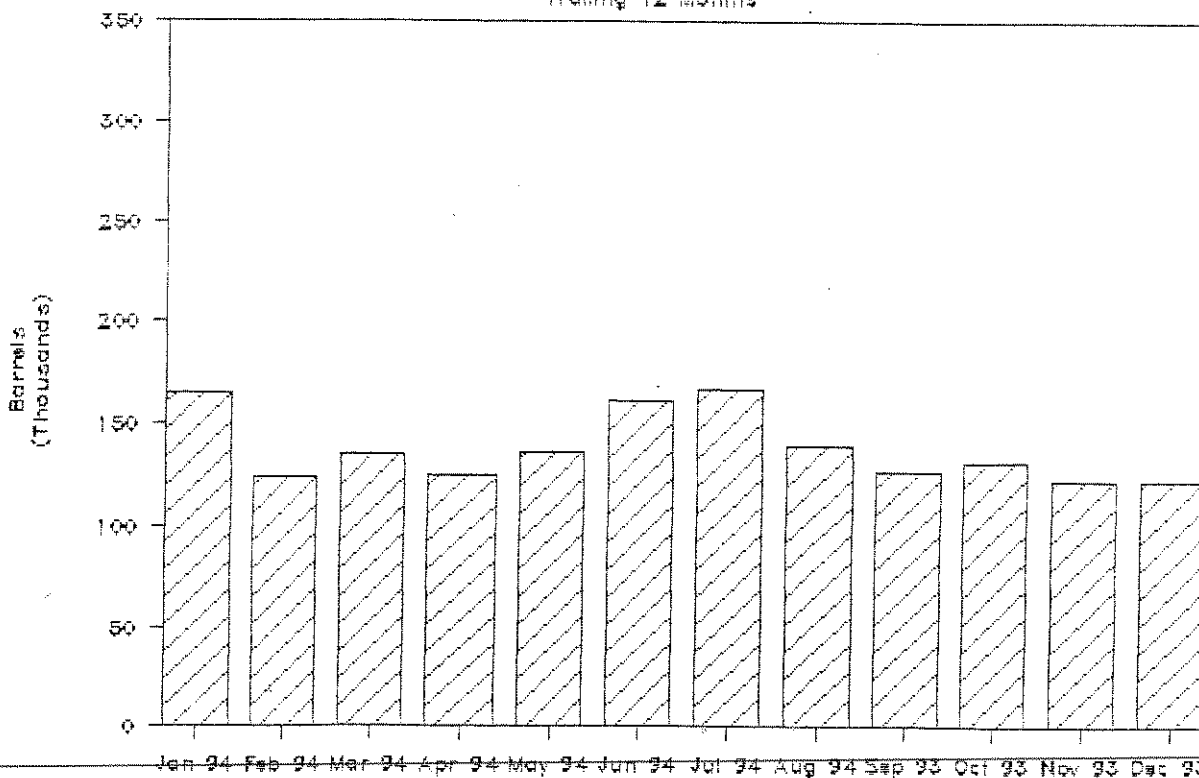
Rotary rigs operating during the period (peak): 2
Rotary rigs operating same period last year (peak): 3

Wells Drilled or Drilling During the Period

Foreland Corporation's Eagle Springs #54-35
Evans-Barton Ltd.'s Kyle Springs #12-13

NEVADA OIL PRODUCTION

Trailing 12 Months



NEVADA OIL PRODUCTION
JULY/AUGUST, 1994

	July			August			Bi-Monthly	Bi-Monthly	Cumulative	Cumulative
	Oil	H2O	Days	Oil	H2O	Days	Total Oil	Total H2O	Total Oil	Total H2O From 1/94
EAGLE SPRINGS FIELD: FIRST PRODUCTION - MARCH, 1954										
Kanowa Petroleum Inc.										
15-35	145	0	4	77	0	4				
35-35	0	0	0	0	0	0				
62-35	88	0	4	150	403	1				
	-----	-----		-----	-----					
	233	0		227	403		460	403		
Eagle Springs Prod. Ltd.										
1-36	212	176	30	159	201	29				
2-36	0	0	0	0	245	4				
4-36	0	0	0	0	0	0				
5-36	1,592	1,498	28	1,193	1,708	29				
43-36	425	264	28	318	302	29				
73-35	1,258	2,869	27	1,249	2,916	27				
74-35	0	0	0	0	0	0				
84-35	318	1,057	28	239	1,206	29				
	-----	-----		-----	-----					
	3,805	5,864		3,158	6,578		6,963	12,442		
TOTAL	4,038	5,864		3,385	6,981		7,423	12,845	4,116,575	125,259

TRAP SPRINGS FIELD: FIRST PRODUCTION - NOVEMBER, 1976										
Mekoil, Inc.										
24-1 Zuspann	0	0	0	0	0	0				
24-3 Zuspann	38	374	9	53	545	12				
13-21 Britton	0	0	0	0	0	0				
12-23 Munson Ranch	0	0	0	0	0	0				
12-24 Munson Ranch	543	516	31	497	502	31				
12-32 Munson Ranch	3,377	5,215	30	3,467	5,356	30				
12-33 Munson Ranch	151	1,904	31	150	2,019	31				
12-34 Munson Ranch	1,569	1,491	31	1,495	1,510	31				
12-42 Munson Ranch	39	37	8	53	54	11				
12-44X Munson Ranch	49	46	9	58	59	12				
13-11 Munson Ranch	532	12,137	29	391	9,482	20				
13-14 Munson Ranch	15	333	5	29	706	10				
13-21X Munson Ranch	1,213	5,629	31	945	4,658	30				
13-24 Munson Ranch	18	32	6	32	63	11				
13-31 Munson Ranch	1,815	4,026	31	1,783	4,202	31				
13-32 Munson Ranch	543	4,643	31	540	4,906	31				
13-33 Munson Ranch	46	246	9	47	267	12				
13-41X Munson Ranch	1,828	4,056	31	1,806	4,255	31				
13-42 Munson Ranch	422	2,107	31	420	2,228	31				
14-23 Munson Ranch	222	1,107	31	180	957	31				
14-24 Munson Ranch	20	175	7	32	291	11				
14-32 Munson Ranch	911	7,797	31	903	8,206	31				
14-34 Munson Ranch	174	2,593	30	169	2,673	29				
14-34X Munson Ranch	18	11	6	31	20	10				
14-41 Munson Ranch	1,821	9,092	31	1,781	9,445	31				
14-44 Munson Ranch	2,522	10,221	31	2,532	10,900	31				
J.N. Federal #1	0	0	0	0	0	0				
	-----	-----		-----	-----					
	17,886	73,788		17,394	73,304		35,280	147,092		

	July			August			Bi-Monthly Total Oil	Bi-Monthly Total H2O	Cumulative Total Oil	Cumulative Total H2O From 1/74
	Oil	Barrels H2O	Days	Oil	Barrels H2O	Days				
J.R. Bacon Drilling										
#13-1 Munson Ranch	681	0	31	671	0	31				
#13-45 Munson Ranch	507	68	31	400	67	30				
#13-46 Munson Ranch	0	0	0	0	0	0				
#14-33 Munson Ranch	350	248	31	320	246	31				
#14-42 Munson Ranch	880	176	31	843	169	31				
#14-49 Munson Ranch	210	62	31	208	63	31				
#14-49X Munson Ranch	0	0	0	0	0	0				
	2,628	554		2,442	545		5,070	1,099		
Apache Corporation										
2 Trap Spring	2,211	29	31	2,169	0	31				
3 Trap Spring	1,957	111,265	31	2,036	113,016	31				
8 Trap Spring	0	0	0	0	0	0				
9 Trap Spring	3,837	53,326	25	3,053	73,870	31				
16 Trap Spring	585	16,802	31	482	17,259	31				
19 Trap Spring	2,312	0	31	2,451	29	31				
23-41 Trap Spring	386	0	30	468	0	31				
	11,288	181,422		10,659	204,174		21,947	385,596		
David M. Evans, Inc.										
12-13 Trap Spring	0	0	0	0	0	0	0	0		
TOTAL	31,802	255,764		30,495	278,023	0	62,297	533,787	11,167,401	1,951,324

CURRENT FIELD: FIRST PRODUCTION - FEBRUARY, 1976 641

BACON FLAT FIELD: FIRST PRODUCTION - JULY, 1981

Balcron Oil Co.										
Bacon Flat #23-17	0	0	0	0	0	0				
Bacon Flat 23-17A	28,540	0	31	6,154	13	28				
Bacon Flat #1	0	0	0	0	0	0				
TOTAL	28,540	0		6,154	13		34,694	13	761,823	13

DUCKWATER CREEK FIELD: FIRST PRODUCTION - MAY, 1990

Makoll, Inc.										
Duckwater Creek #19-11	46	843	10	80	1,490	16	126	2,333	13,294	17,804

BLACKBURN FIELD: FIRST PRODUCTION - APRIL, 1982

Petroleum Corp. of Nevada										
Blackburn #3	1,278	106,103	28	970	102,156	28				
Blackburn #10	713	3,423	31	672	0	31				
Blackburn #14	965	12,884	31	881	11,971	31				
Blackburn #16	693	14,817	31	435	21,437	31				
Blackburn #18	21,554	36,186	31	19,395	32,925	31				
Blackburn #19	41,022		31	41,265	0	31				
	66,225	173,413		63,618	168,489		129,843	341,902	3,528,687	1,370,530

	July			August			Bi-Monthly	Bi-Monthly	Cumulative	Cumulative
	Oil	Barrels H2O	Days	Oil	Barrels H2O	Days	Total Oil	Total H2O	Total Oil	Total H2O From 1/94
GRANT CANYON FIELD: FIRST PRODUCTION - SEPTEMBER, 1983										
Apache Corporation										
Grant Canyon #3	0	0	0	0	0	0				
Grant Canyon #7	0	0	0	0	0	0				
Grant Canyon #9	19,491	15,737	31	19,062	9,932	31				
Grant Canyon #22-21	2,579	2,353	31	2,469	4,034	31				
	<u>22,070</u>	<u>18,090</u>		<u>21,531</u>	<u>13,966</u>		43,601	32,056	19,534,179	85,254

SPENCER FEDERAL LEASE: PRODUCTION - MAY, 1986

86

KATE SPRING FIELD: FIRST PRODUCTION - JANUARY, 1986										
Western General, Inc.										
Kate Spring #1	300	2,000	6	250	2,500	5				
Kate Spring #1A	5,017	10,213	25	7,144	14,580	26				
Kate Spring #1C	620	3,000	31	620	3,200	31				
Taylor Federal #1	1,406	10,806	31	1,476	12,505	31				
Taylor Federal #2	0	0	0	0	0	0				
	<u>7,343</u>	<u>26,019</u>		<u>9,490</u>	<u>32,785</u>		16,633	58,804		
Apache Corporation										
Kate Spring #12-2	3,088	13,303	31	1,175	11,002	31	4,263	24,305		
TOTAL	10,431	39,322		10,665	43,787		21,096	83,109	1,469,148	318,392

TOMERA RANCH FIELD: FIRST PRODUCTION - DECEMBER, 1987

Foreland Corporation										
Tomera Ranch 33-1	80	516	21	103	401	14	183	917		
Foreland Corporation										
Foreland-S Pacific 1-5R	106	2,253	29	123	2,372	31	229	4,625	17,850	19,341

NORTH WILLOW CREEK: FIRST PRODUCTION - APRIL, 1988

Foreland Corporation										
Foreland-S Pacific 1-27	0	0	0	0	0	0				
Foreland-S Pacific 5-27	0	0	0	0	0	0				
Foreland-S Pacific 6-27	275	83	7	235	290	29				
TOTAL	275	83		235	290		510	373	30,192	773

THREE BAR FIELD: FIRST PRODUCTION - MARCH, 1990

Trail Mountain, Inc.										
Three Bar 25-A	0	0	0	0	0	0				
Three Bar #5	0	0	0	0	0	0				
TOTAL	0	0		0	0		0	0	23,725	1,631

	July			August			Bi-Monthly	Bi-Monthly	Cumulative	Cumulative
	Oil	Barrels H2O	Days	Oil	Barrels H2O	Days	Total Oil	Total H2O	Total Oil	Total H2O From 1/94
GANS SPRINGS FIELD: FIRST PRODUCTION - MARCH, 1993										
CENEX										
Federal 5-14	3,650	20,011	31	3,218	20,777	31				
Federal 12-14	0	0	0	0	0	0				
TOTAL	3,650	20,011		3,218	20,777		6,868	40,788	103,271	164,681

NEVADA GAS PRODUCTION JANUARY/FEBRUARY 1994

KATE SPRING FIELD: FIRST PRODUCTION - NOVEMBER, 1988

	July MCF	August MCF	Bi-Monthly Total	Cumulative Total
Apache Corporation	648	247	895	
Western General	695	901	1,596	
Total	1,343	1,148	2,491	236,654

SUMMARY: NEVADA OIL AND GAS PRODUCTION

July Oil Production	167,263			
Aug. Oil Production		139,607		
Bi-Monthly Total			306,870	
Cumulative Nevada Oil Production (1954-Present)				40,766,872
July Gas Production	1,343			
Aug. Gas Production		1,148		
Bi-Monthly Total			2,491	
Cumulative Nevada Gas Production (1988-Present)				236,654

Remarks:

NEVADA OIL PATCH

Briefing from the Department of Business and Industry
DIVISION OF MINERALS
September/October, 1994

Production Summary

Total Nevada oil production for the period:	276,207 bbls
Production for the same period last year:	259,682 bbls

Permitting

Permits to drill issued by NDOM in the period:	8
Permits issued for the same period last year:	21

Rig Count

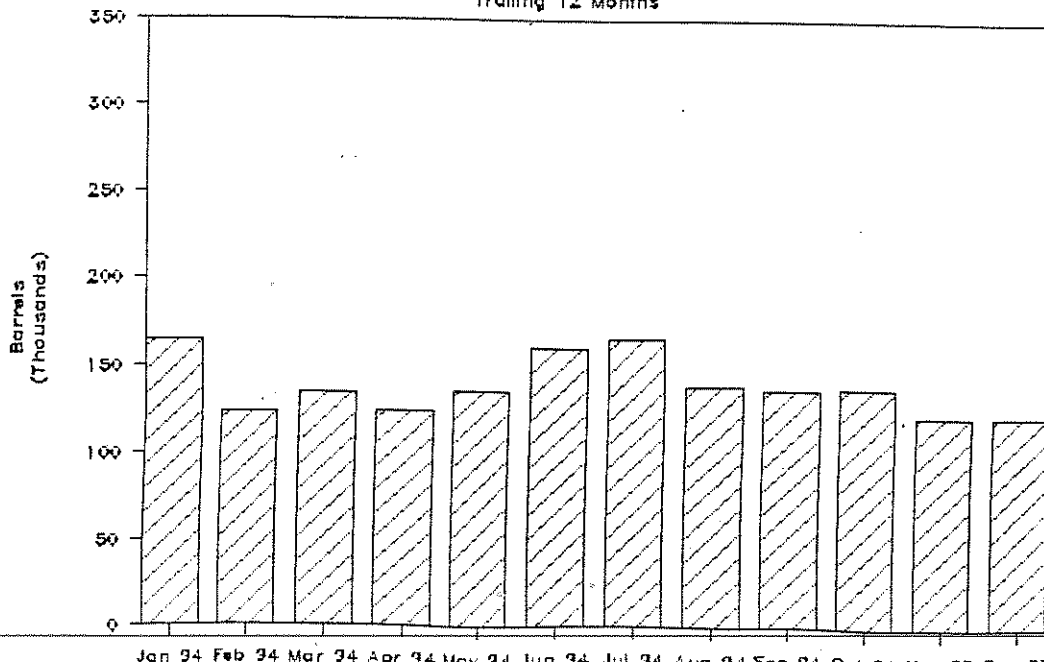
Rotary rigs operating during the period (peak):	7
Rotary rigs operating same period last year (peak):	5

Wells Drilled or Drilling During the Period

Foreland Corporation's Eagle Springs #42-36
Foreland Corporation's Eagle Springs #82-35
Foreland Corporation's Willow Springs #34-31
Petroleum Corp. of Nevada's #AV10-5
Cenex's Federal #12-14B
Baynon Oil & Exploration's Portuguese Mtn. #14-12
Makoil Inc.'s Inselberg #2-12

NEVADA OIL PRODUCTION

Trailing 12 Months



NEVADA OIL PRODUCTION
SEPTEMBER/OCTOBER, 1994

	September			October			Bi-Monthly	Bi-Monthly	Cumulative	Cumulative
	Oil	H2O	Days	Oil	H2O	Days	Total Oil	Total H2O	Total Oil	Total H2O From 1/94
EAGLE SPRINGS FIELD: FIRST PRODUCTION - MARCH, 1954										
Eagle Springs Prod. Ltd.										
15-35	0	0	0	0	0	0				
35-35	0	0	0	0	0	0				
62-35	0	0	0	0	0	0				
54-35				3,503	2,632	13				
	-----	-----		-----	-----					
	0	0		3,503	2,632		3,503	2,632		
1-36	195	175	30	214	238	31				
2-36	0	0	0	0	0	0				
4-36	0	0	0	0	0	0				
5-36	1,509	1,487	30	1,602	2,026	30				
43-36	389	262	30	427	357	31				
73-35	1,376	2,877	29	1,375	3,245	31				
74-35	0	0	0	0	0	0				
84-35	242	1,050	26	320	1,430	31				
	-----	-----		-----	-----					
	3,711	5,851		3,938	7,296		7,649	13,147		
TOTAL	3,711	5,851		7,441	9,928		11,152	15,779	4,127,727	141,038

TRAP SPRINGS FIELD: FIRST PRODUCTION - NOVEMBER, 1976										
Makol, Inc.										
24-1 Zussann	0	0	0	0	0	0				
24-3 Zussann	73	759	15	58	584	11				
13-21 Britton	0	0	0	0	0	0				
12-23 Munson Ranch	0	0	0	0	0	0				
12-24 Munson Ranch	492	507	30	475	467	31				
12-32 Munson Ranch	3,618	5,608	30	3,350	5,186	31				
12-33 Munson Ranch	146	1,997	30	151	1,980	31				
12-34 Munson Ranch	1,502	1,547	30	1,523	1,499	31				
12-42 Munson Ranch	63	65	13	54	53	10				
12-44X Munson Ranch	83	85	17	64	62	13				
13-11 Munson Ranch	554	13,706	30	566	13,360	31				
13-14 Munson Ranch	37	914	12	23	554	8				
13-21X Munson Ranch	1,556	7,827	30	1,463	7,027	31				
13-24 Munson Ranch	32	64	11	20	39	7				
13-31 Munson Ranch	1,751	4,208	30	1,815	4,168	31				
13-32 Munson Ranch	525	4,869	30	528	4,672	31				
13-33 Munson Ranch	100	585	16	66	370	13				
13-41X Munson Ranch	1,750	4,208	30	1,815	4,168	31				
13-42 Munson Ranch	408	2,209	30	424	2,191	31				
14-23 Munson Ranch	163	989	30	162	938	31				
14-24 Munson Ranch	35	325	13	32	286	11				
14-32 Munson Ranch	693	8,278	30	920	8,151	31				
14-34 Munson Ranch	175	2,825	30	182	2,802	31				
14-34X Munson Ranch	37	25	12	28	18	9				
14-41 Munson Ranch	1,770	9,573	30	1,813	9,368	31				
14-44 Munson Ranch	2,546	11,182	30	2,316	9,718	29				
J.N. Federal #1	0	0	0	0	0	0				
	-----	-----		-----	-----					
	18,329	82,358		17,888	77,661		36,197	160,016		

	September			October			Bi-Monthly Total Oil	Bi-Monthly Total H2O	Cumulative Total Oil	Cumulative Total H2O From 1/94
	Oil	H2O	Days	Oil	H2O	Days				
Frontier Exploration										
#13-1 Munson Ranch	663	0	30	674	0	31				
#13-45 Munson Ranch	379	68	30	61	10	2				
#13-46 Munson Ranch	0	0	0	0	0	0				
#14-33 Munson Ranch	316	240	30	282	248	31				
#14-42 Munson Ranch	768	154	30	742	148	31				
#14-49 Munson Ranch	221	62	30	208	63	31				
#14-49X Munson Ranch	0	0	0	0	0	0				
	2,347	524		1,967	469		4,314	993		
Apache Corporation										
2 Trap Spring	2,053	87	30	1,669	0	31				
3 Trap Spring	2,036	114,120	30	1,941	114,073	31				
8 Trap Spring	0	0	0	98	45	21				
9 Trap Spring	3,438	51,855	23	3,941	75,561	31				
16 Trap Spring	408	15,795	30	468	23,127	31				
19 Trap Spring	2,100	0	30	2,010	0	31				
23-41 Trap Spring	360	0	30	443	0	31				
	10,395	181,857		10,570	212,806		20,965	394,663		
David M. Evans, Inc.										
12-13 Trap Spring	0	0	0	0	0	0	0	0		
TOTAL	31,071	264,736		30,405	290,936	0	61,476	555,672	11,228,877	2,506,996

CURRENT FIELD: FIRST PRODUCTION - FEBRUARY, 1976

641

BACON FLAT FIELD: FIRST PRODUCTION - JULY, 1981

Balcon Oil Co.

Bacon Flat #23-17	0	0	0	0	0	0				
Bacon Flat 23-17A	10,033	0	30	7,659	30	22				
Bacon Flat #1	0	0	0	0	0	0				
TOTAL	10,033	0		7,659	30		17,692	30	779,515	43

DUCKWATER CREEK FIELD: FIRST PRODUCTION - MAY, 1990

Makool, Inc.

Duckwater Creek #19-11	92	1,808	19	78	1,461	16	170	3,269	13,464	21,073
------------------------	----	-------	----	----	-------	----	-----	-------	--------	--------

BLACKBURN FIELD: FIRST PRODUCTION - APRIL, 1982

Petroleum Corp. of Nevada

Blackburn #3	564	83,577	27	653	71,100	21				
Blackburn #10	645	9	30	61	10	31				
Blackburn #14	723	10,395	27	657	12,819	31				
Blackburn #16	621	27,451	26	637	46,592	31				
Blackburn #18	17,382	42,347	30	16,116	40,551	31				
Blackburn #19	40,317	0	30	41,192	0	31				
	60,252	163,779		59,316	171,072		119,568	334,851	3,648,255	1,705,381

	September			October			Bi-Monthly	Bi-Monthly	Cumulative	Cumulative
	Oil	H2O	Days	Oil	H2O	Days	Total Oil	Total H2O	Total Oil	Total H2O From 1/94
GRANT CANYON FIELD: FIRST PRODUCTION - SEPTEMBER, 1983										
Apache Corporation										
Grant Canyon #3	0	0	0	0	0	0				
Grant Canyon #7	0	0	0	0	0	0				
Grant Canyon #9	17,402	10,461	30	18,157	11,794	31				
Grant Canyon #22-21	2,627	4,346	30	2,287	4,911	31				
	<u>20,029</u>	<u>14,807</u>		<u>20,444</u>	<u>16,705</u>		40,473	31,512	19,574,652	116,766

SPENCER FEDERAL LEASE: PRODUCTION - MAY, 1986

86

KATE SPRING FIELD: FIRST PRODUCTION - JANUARY, 1986

Western General, Inc.										
Kate Spring #1	500	3,000	5	500	3,000	5				
Kate Spring #1A	3,852	12,153	25	5,197	18,640	26				
Kate Spring #1C	600	5,000	30	600	5,000	31				
Taylor Federal #1	1,214	13,728	30	1,524	14,125	31				
Taylor Federal #2	0	0	0	0	0	0				
	<u>6,166</u>	<u>33,881</u>		<u>7,821</u>	<u>40,765</u>		13,987	74,646		
Apache Corporation										
Kate Spring #12-2	2,737	10,524	30	2,542	10,792	31	5,279	21,316		
TOTAL	8,903	44,405		10,363	51,557		19,266	95,962	1,488,414	414,354

TOMERA RANCH FIELD: FIRST PRODUCTION - DECEMBER, 1987

Foreland Corporation										
Tomera Ranch 33-1	150	365	14	40	546	24	190	911		
Foreland Corporation										
Foreland-B Pacific 1-5R	39	0	30	89	2,088	31	128	2,088	18,168	22,340

NORTH WILLOW CREEK: FIRST PRODUCTION - APRIL, 1988

Foreland Corporation										
Foreland-B Pacific 1-27	0	0	0	0	0	0				
Foreland-B Pacific 5-27	0	0	0	0	0	0				
Foreland-B Pacific 4-27	341	0	20	169	39	14				
TOTAL	341	0		169	39		510	39	30,702	812

THREE BAR FIELD: FIRST PRODUCTION - MARCH, 1990

Trail Mountain, Inc.										
Three Bar 25-A	0	0	0	0	0	0				
Three Bar #5	0	0	0	13	1,676	7				
TOTAL	0	0		13	1,676		13	1,676	23,738	3,307

	September			October			Bi-Monthly	Bi-Monthly	Cumulative	Cumulative
	Oil	H2O	Days	Oil	H2O	Days	Total Oil	Total H2O	Total Oil	Total H2O From 1/94
SANS SPRINGS FIELD: FIRST PRODUCTION - MARCH, 1993										
CENEX										
Federal 5-14	2,774	21,198	30	2,795	21,872	31				
Federal 12-14	0	0	0	0	0	0				
TOTAL	2,774	21,198		2,795	21,872		5,569	43,070	108,840	207,751

NEVADA GAS PRODUCTION JANUARY/FEBRUARY 1994

KATE SPRING FIELD: FIRST PRODUCTION - NOVEMBER, 1988

	September MCF	October MCF	Bi-Monthly Total	Cumulative Total
Apache Corporation	575	534	1,109	
Western General	585	743	1,328	
Total	1,160	1,277	2,437	239,091

SUMMARY: NEVADA OIL AND GAS PRODUCTION

Sept. Oil Production	137,395			
Oct. Oil Production		138,812		
Bi-Monthly Total			276,207	
Cumulative Nevada Oil Production (1954-Present)				41,043,079
Sept. Gas Production	1,160			
Oct. Gas Production		1,277		
Bi-Monthly Total			2,437	
Cumulative Nevada Gas Production (1968-Present)				239,091

Remarks:

NEVADA OIL PATCH

Briefing from the Department of Business and Industry
DIVISION OF MINERALS
November/December, 1994

Production Summary

Total Nevada oil production for the period: 257,378 bbls
Production for the same period last year: 245,457 bbls

Permitting

Permits to drill issued by NDOM in the period: 5
Permits issued for the same period last year: 5

Rig Count

Rotary rigs operating during the period (peak): 7
Rotary rigs operating same period last year (peak): 7

Wells Drilled or Drilling During the Period

Apache Corporation's Railroad Stock Federal #12-34

Balcron Oil's West Valley Federal #34-18

Baynon Oil & Exploration's Portuguese Mtn. #14-12

Foreland Corporation's Eagle Springs #42-36 *24-36*

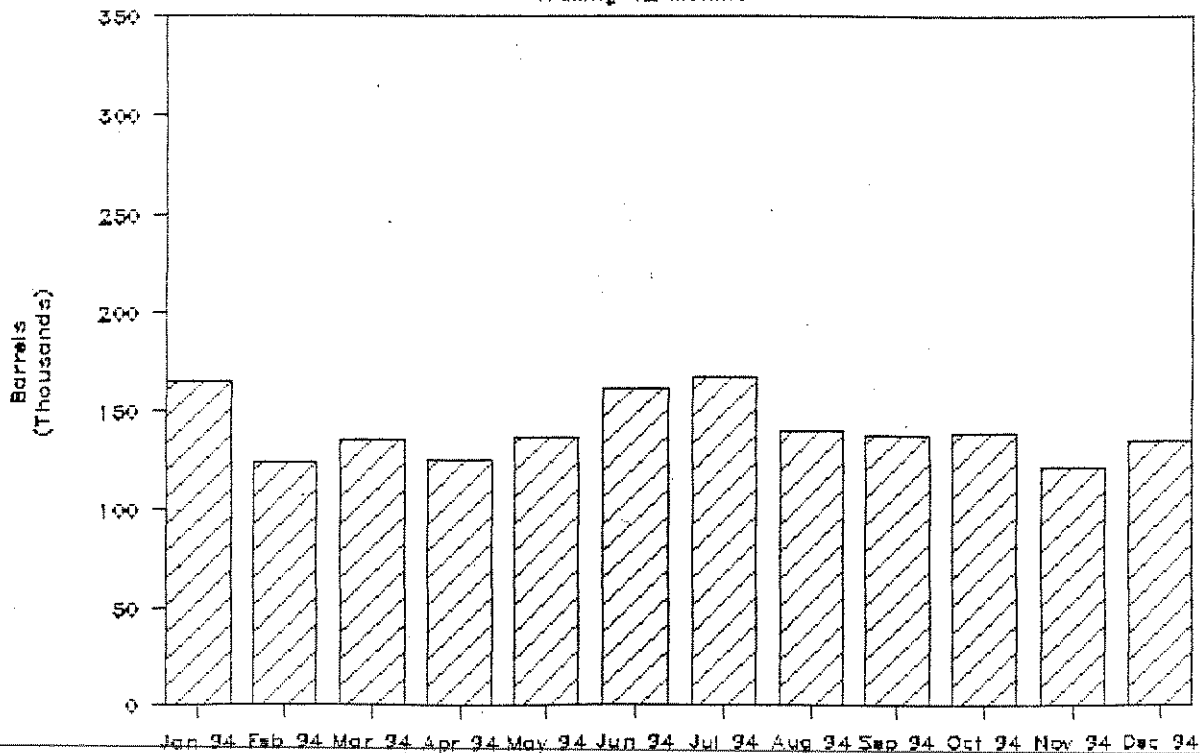
Foreland Corporation's Trout Creek #26-1

Makoil Inc.'s Inselberg #2-12

Petroleum Corp. of Nevada's #AV10-5

NEVADA OIL PRODUCTION

Trailing 12 Months



NEVADA OIL PRODUCTION
NOVEMBER/DECEMBER, 1994

	November			December			Bi-Monthly Total Oil	Bi-Monthly Total H2O	Cumulative Total Oil	Cumulative Total H2O From 1/94
	Oil	H2O	Days	Oil	H2O	Days				
EAGLE SPRINGS FIELD: FIRST PRODUCTION - MARCH, 1954										
Eagle Springs Prod. Ltd.										
15-35	0	0	0	0	0	0				
35-35	0	0	0	0	0	0				
62-35	0	0	0	28	200	1				
54-35	2,742	6,708	28	2,520	5,988	30				
	<u>2,742</u>	<u>6,708</u>		<u>2,548</u>	<u>6,188</u>		5,290	12,896		
1-36	101	100	10	0	0	0				
2-36	0	0	0	0	0	0				
4-36	0	0	0	0	0	0				
5-36	760	892	10	873	1,326	15				
43-36	203	152	10	219	163	11				
73-35	930	1,115	17	793	1,092	14				
74-35	0	0	0	0	0	0				
82-35	3,094	0	11	9,173	920	31				
84-35	250	640	17	267	648	11				
	<u>5,338</u>	<u>2,899</u>		<u>11,325</u>	<u>4,149</u>		16,663	7,048		
TOTAL	8,080	9,607		13,873	10,337		21,953	19,944	4,149,680	160,982

TRAP SPRINGS FIELD: FIRST PRODUCTION - NOVEMBER, 1976										
Makoll, Inc.										
24-1 Zuspenn	0	0	0	0	0	0				
24-3 Zuspenn	38	420	7	59	626	12				
12-23 Munson Ranch	0	0	0	0	0	0				
12-24 Munson Ranch	410	437	30	423	448	31				
12-32 Munson Ranch	3,238	4,948	30	3,491	5,361	31				
12-33 Munson Ranch	137	1,935	28	139	1,960	28				
12-34 Munson Ranch	1,463	1,561	30	1,512	1,599	31				
12-42 Munson Ranch	24	26	5	49	52	10				
12-44X Munson Ranch	54	57	10	59	62	12				
13-11 Munson Ranch	514	13,162	29	605	15,345	31				
13-14 Munson Ranch	12	300	4	20	520	7				
13-21X Munson Ranch	1,326	6,904	30	1,361	7,025	31				
13-24 Munson Ranch	6	12	2	18	36	6				
13-31 Munson Ranch	1,756	4,370	30	1,814	4,477	31				
13-32 Munson Ranch	452	4,336	30	454	4,317	31				
13-33 Munson Ranch	39	236	7	73	438	13				
13-41X Munson Ranch	1,638	4,077	30	1,673	4,128	31				
13-42 Munson Ranch	437	2,447	30	454	2,518	31				
14-23 Munson Ranch	176	983	30	181	1,007	31				
14-24 Munson Ranch	15	140	5	26	251	9				
14-32 Munson Ranch	884	8,486	30	911	8,671	31				
14-34 Munson Ranch	153	2,560	29	185	3,071	31				
14-34X Munson Ranch	84	59	12	57	40	11				
14-41 Munson Ranch	1,751	9,806	30	1,632	9,059	31				
14-44 Munson Ranch	2,507	11,400	30	2,600	11,724	31				
J.N. Federal #1	0	0	0	0	0	0				
	<u>17,114</u>	<u>78,662</u>		<u>17,796</u>	<u>82,735</u>		34,910	161,397		

	November			December			Bi-Monthly Total Oil	Bi-Monthly Total H2O	Cumulative Total Oil	Cumulative Total H2O From 1/94
	Oil	Barrels H2O	Days	Oil	Barrels H2O	Days				
Frontier Exploration										
#13-1 Munson Ranch	684	0	30	690	0	31				
#13-45 Munson Ranch	479	68	27	255	27	8				
#13-46 Munson Ranch	0	0	0	0	0	0				
#14-33 Munson Ranch	342	240	30	345	248	31				
#14-42 Munson Ranch	807	162	30	679	136	31				
#14-49 Munson Ranch	205	62	30	210	64	31				
#14-49X Munson Ranch	0	0	0	0	0	0				
	2,517	532		2,179	475		4,696	1,007		
Apache Corporation										
2 Trap Spring	1,608	0	30	1,778	0	30				
3 Trap Spring	1,738	111,989	30	1,649	116,185	31				
8 Trap Spring	10	4	2	0	0	0				
9 Trap Spring	3,500	66,380	28	4,760	73,141	31				
16 Trap Spring	186	9,149	16	378	20,210	31				
19 Trap Spring	2,414	0	30	2,487	0	31				
23-41 Trap Spring	355	0	28	0	0	0				
	9,811	187,522		11,052	209,536		20,863	397,056		
David M. Evans, Inc.										
12-13 Trap Spring	0	0	0	0	0	0	0	0		
TOTAL	29,442	266,716		31,027	292,746	0	60,469	559,462	11,289,346	3,066,458

CURRENT FIELD: FIRST PRODUCTION - FEBRUARY, 1976 641

BACON FLAT FIELD: FIRST PRODUCTION - JULY, 1981

Balcron Oil Co.										
Bacon Flat #23-17	0	0	0	0	0	0				
Bacon Flat 23-17A	5,228	3	23	6,454	295	31				
Bacon Flat #1	0	0	0	0	0	0				
TOTAL	5,228	3		6,454	295		11,682	298	791,197	341

DUCKWATER CREEK FIELD: FIRST PRODUCTION - MAY, 1990

Makoll, Inc.										
Duckwater Creek #19-11	49	989	10	63	1,274	13	112	2,263	13,576	23,336

BLACKBURN FIELD: FIRST PRODUCTION - APRIL, 1982

Petroleum Corp. of Nevada										
Blackburn #3	594	99,948	21	701	88,537	30				
Blackburn #10	504	11	30	737	148	31				
Blackburn #14	543	6,156	30	620	13,237	31				
Blackburn #16	527	5,968	30	736	25,900	31				
Blackburn #18	13,327	46,384	30	13,023	43,389	31				
Blackburn #19	38,375	258	30	37,254	294	31				
	53,870	158,725		53,071	171,505		106,941	330,230	3,755,196	2,035,611

	November		Days	December		Days	Bi-Monthly	Bi-Monthly	Cumulative	Cumulative
	Oil	H2O		Barrels	Barrels		Total	Total	Total	Total H2O
GRANT CANYON FIELD: FIRST PRODUCTION - SEPTEMBER, 1983										
Apache Corporation										
Grant Canyon #3	0	0	0	0	0	0				
Grant Canyon #7	0	0	0	0	0	0				
Grant Canyon #9	17,056	11,795	30	16,971	13,003	31				
Grant Canyon #22-21	2,105	5,552	30	2,169	6,679	31				
	<u>19,161</u>	<u>17,347</u>		<u>19,140</u>	<u>19,682</u>		38,301	37,029	19,612,953	153,795

SPENCER FEDERAL LEASE: PRODUCTION - MAY, 1986

86

KATE SPRING FIELD: FIRST PRODUCTION - JANUARY, 1986										
Weber General, Inc.										
Kate Spring #1				300	3,000	6				
Kate Spring #1A				4,566	11,037	25				
Kate Spring #1C				900	5,500	31				
Taylor Federal #1				1,315	10,817	31				
Taylor Federal #2	0	0	0	0	0	0				
	<u>0</u>	<u>0</u>		<u>7,081</u>	<u>30,354</u>		7,081	30,354		
Apache Corporation										
Kate Spring #12-2	2,542	10,792	31	2,413	11,559	31	4,955	22,351		
TOTAL	2,542	10,792		9,494	41,913		12,036	52,705	1,500,450	467,059

TOMERA RANCH FIELD: FIRST PRODUCTION - DECEMBER, 1987

Foreland Corporation										
Tomera Ranch 33-1	103	325	30	74	292	21	177	617		
Foreland Corporation										
Foreland-S Pacific 1-SR	101	2,297	30	109	2,422	31	210	4,719	18,555	27,676

NORTH WILLOW CREEK: FIRST PRODUCTION - APRIL, 1988

Foreland Corporation										
Foreland-S Pacific 1-27	0	0	0	31	0	2				
Foreland-S Pacific 5-27	0	0	0	0	0	0				
Foreland-S Pacific 6-27	189	0	14	261	59	26				
TOTAL	189	0		292	59		481	59	31,183	871

THREE BAR FIELD: FIRST PRODUCTION - MARCH, 1990

Trail Mountain, Inc.										
Three Bar 25-A	0	0	0	0	0	0				
Three Bar #5	99	2,651	30	0	0	0				
TOTAL	99	2,651		0	0		99	2,651	23,837	5,958

	November Barrels		Days	December Barrels		Days	Bi-Monthly	Bi-Monthly	Cumulative	Cumulative
	Oil	H2O		Oil	H2O		Total Oil	Total H2O	Total Oil	Total H2O From 1/94
SANS SPRINGS FIELD: FIRST PRODUCTION - MARCH, 1993										
CENEX										
Federal 5-14	2,547	21,599	30	2,370	22,840	31				
Federal 12-14	0	0	0	0	0	0				
TOTAL	2,547	21,599		2,370	22,840		4,917	44,439	113,757	252,190

NEVADA GAS PRODUCTION JANUARY/FEBRUARY 1994

KATE SPRING FIELD: FIRST PRODUCTION - NOVEMBER, 1988

	November MCF	December MCF	Bi-Monthly Total	Cumulative Total
Apache Corporation	669	507	1,176	
Western General		673	673	
Total	669	1,180	1,849	240,940

SUMMARY: NEVADA OIL AND GAS PRODUCTION

Nov. Oil Production	121,411			
Dec. Oil Production		135,967		
Bi-Monthly Total			257,378	
Cumulative Nevada Oil Production (1954-Present)				41,300,457
Nov. Gas Production	669			
Dec. Gas Production		1,180		
Bi-Monthly Total			1,849	
Cumulative Nevada Gas Production (1988-Present)				240,940

Remarks: