

1993

NEVADA OIL PATCH

Briefing from the Department of Minerals
January/February, 1993

Production Summary

Total Nevada oil production for the period:	400,378 bbls
Production for the same period last year:	487,631 bb.s

Permitting

Permits to drill issued by NDOM in the period:	0
Permits issued for the same period last year:	6

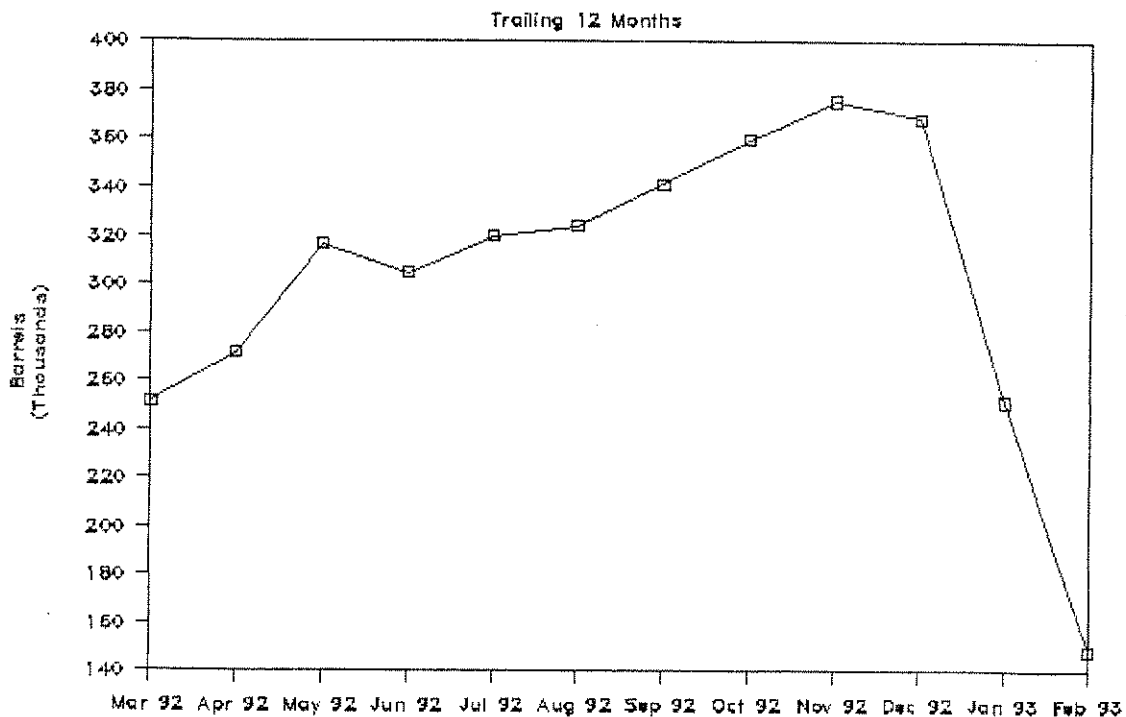
Rig Count

Rotary rigs operating during the period (peak):	2
Rotary rigs operating same period last year (peak):	2

Wells Drilled or Drilling During the Period

Makoil, Inc. - Big Wash #35-41
Pioneer Oil & Gas - West Grant Canyon #21-31
Antelope Production Company - Carl Hanks #1

NEVADA OIL PRODUCTION





BOB MILLER
Governor

STATE OF NEVADA
DEPARTMENT OF MINERALS

400 W. King Street, Suite 106
Carson City, Nevada 89710
(702) 687-5050
Fax (702) 687-3957

Las Vegas Branch
4220 S. Maryland Pkwy.
Suite 304
Las Vegas, Nevada 89119
(702) 486-7250
Fax (702) 486-7252

RUSSELL A. FIELDS
Executive Director

NEVADA OIL PRODUCTION JANUARY/FEBRUARY, 1993

	January Barrels	January Days	February Barrels	February Days	Bi-Monthly Total	Cumulative Total
--	--------------------	-----------------	---------------------	------------------	---------------------	---------------------

EAGLE SPRINGS FIELD: FIRST PRODUCTION - MARCH, 1954

Kanowa Petroleum Inc.

15-35	138	31	95	28		
35-35	53	31	82	28		
62-35	0	0	70	0		

191

247

438

Draycutt Corporation

4-36	N/A		N/A			
5-36	N/A		N/A			
43-36	N/A		N/A			
73-35	N/A		N/A			
74-35	N/A		N/A			
84-35	N/A		N/A			

N/A

N/A

0

TOTAL

191

247

438

4,073,442

TRAP SPRINGS FIELD: FIRST PRODUCTION - NOVEMBER, 1976

Makoil, Inc.

24-1 Zuspenn	0	0	0	0		
24-3 Zuspenn	0	0	0	0		
13-21 Britton	0	0	0	0		
12-23 Munson Ranch	0	0	0	0		
12-24 Munson Ranch	437	31	415	28		
12-32 Munson Ranch	7,663	28	6,647	26		
12-33 Munson Ranch	41	7	164	28		
12-34 Munson Ranch	1,578	31	1,438	28		
12-42 Munson Ranch	69	14	34	6		
12-44X Munson Ranch	49	10	152	23		
13-11 Munson Ranch	1,194	31	787	27		
13-14 Munson Ranch	0	0	0	0		
13-21X Munson Ranch	43	2	473	7		
13-24 Munson Ranch	0	0	0	0		
13-31 Munson Ranch	1,490	31	1,687	28		
13-32 Munson Ranch	0	0	0	0		
13-33 Munson Ranch	5	1	0	0		
13-41X Munson Ranch	2,218	31	1,929	28		
13-42 Munson Ranch	419	31	384	28		
14-23 Munson Ranch	409	31	384	28		
14-24 Munson Ranch	0	0	0	0		
14-32 Munson Ranch	1,348	31	965	28		
14-34 Munson Ranch	155	31	166	28		
14-34X Munson Ranch	132	27	155	15		
14-41 Munson Ranch	2,410	31	2,210	28		
14-44 Munson Ranch	2,034	22	2,261	27		
J.N. Federal #1	0	0	0	0		

21,694

20,251

41,945

	January Barrels	January Days	February Barrels	February Days	Bi-Monthly Total	Cumulative Total
<hr/>						
J.R. Bacon Drilling						
#13-1 Munson Ranch	690	31	612	28		
#13-45 Munson Ranch	418	22	321	12		
#13-46 Munson Ranch	0	0	0	0		
#14-33 Munson Ranch	381	31	290	28		
#14-42 Munson Ranch	2,371	31	1,938	28		
#14-49 Munson Ranch	200	31	183	28		
#14-49X Munson Ranch	127	20	122	10		
	<hr/>		<hr/>			
	4,187		3,466		7,653	
<hr/>						
Apache Corporation						
2 Trap Spring	3,006	31	2,251	28		
3 Trap Spring	2,384	31	2,655	28		
8 Trap Spring	466	31	111	28		
9 Trap Spring	4,498	31	4,728	28		
16 Trap Spring	492	31	313	28		
19 Trap Spring	2,441	31	1,874	28		
23-41 Trap Spring	876	31	664	28		
	<hr/>		<hr/>			
	14,163		12,596		26,759	
David M. Evans, Inc.						
12-13 Trap Spring	0	0	0	0	0	
TOTAL	40,044		36,313		76,357	10,563,046
<hr/>						
CURRANT FIELD: FIRST PRODUCTION - FEBRUARY, 1976						641
<hr/>						
BACON FLAT FIELD: FIRST PRODUCTION - JULY, 1981						
Apache Corporation						
Bacon Flat #1	0	0	0	0	0	
Balcron Oil Co.						
Bacon Flat #23-17	35,624	30	18,705	28	54,329	547,834
<hr/>						
DUCKWATER CREEK FIELD: FIRST PRODUCTION - MAY, 1990						
Makoil, Inc.						
Duckwater Creek #19-11	230	28	216	26	446	10,495
<hr/>						
BLACKBURN FIELD: FIRST PRODUCTION - APRIL, 1982						
Petroleum Corp. of Nevada						
Blackburn #3	2,900	31	2,337	28		
Blackburn #10	840	31	760	28		
Blackburn #14	3,706	31	3,048	28		
Blackburn #16	4,297	31	3,593	28		
Blackburn #18	43,338	31	41,496	28		
	<hr/>		<hr/>			
	55,081		51,234		106,315	2,684,801

	January Barrels	January Days	February Barrels	February Days	Bi-Monthly Total	Cumulative Total
GRANT CANYON FIELD: FIRST PRODUCTION - SEPTEMBER, 1983						
Apache Corporation						
Grant Canyon #3	0	0	0	0		
Grant Canyon #7	0	0	0	0		
Grant Canyon #9	106,757	31	28,564	28		
	<u>106,757</u>		<u>28,564</u>		135,321	18,943,631

SPENCER FEDERAL LEASE: PRODUCTION - MAY, 1986 86

	January Barrels	January Days	February Barrels	February Days	Bi-Monthly Total	Cumulative Total
KATE SPRING FIELD: FIRST PRODUCTION - JANUARY, 1986						
Western General, Inc.						
Kate Spring #1	600	6	600	6		
Kate Spring #1A	7,297	25	5,742	22		
Kate Spring #1C	930	31	840	28		
Taylor Federal #1	1,338	31	1,517	28		
Taylor Federal #2	0	0	0	0		
	<u>10,165</u>		<u>8,699</u>		18,864	
Apache Corporation						
Kate Spring #12-2	3,413	31	4,384	28	7,797	
TOTAL	13,578		13,083		26,661	1,259,639

TOMERA RANCH FIELD: FIRST PRODUCTION - DECEMBER, 1987

J.R. Bacon Drilling, Inc.						
Tomera Ranch 33-1	0	0	0	0	0	
Foreland Corporation						
Foreland-S Pacific 1-5R	176	31	134	28	310	14,755

NORTH WILLOW CREEK: FIRST PRODUCTION - APRIL, 1988

Foreland Corporation						
Foreland-S Pacific 1-27	46	2	155	5	201	23,719

THREE BAR FIELD: FIRST PRODUCTION - MARCH, 1990

Trail Mountain, Inc.						
Three Bar 25-A	0	0	0	0	0	21,647

NEVADA GAS PRODUCTION NOVEMBER/DECEMBER, 1991

KATE SPRING FIELD: FIRST PRODUCTION - NOVEMBER, 1988

	January MCF	February MCF	Bi-Monthly Total	Cumulative Total
Apache Corporation	848	911	1,759	
Western General	1,028	896	1,924	
Total	1,876	1,807	3,683	208,374

SUMMARY: NEVADA OIL AND GAS PRODUCTION

January Oil Production	251,727			
February Oil Production		148,651		
Bi-Monthly Total			400,378	
Cumulative Nevada Oil Production (1954-Present)				38,143,736

January Gas Production	1,876			
February Gas Production		1,807		
Bi-Monthly Total			3,683	
Cumulative Nevada Gas Production (1988-Present)				208,374

Remarks: Please note that this report does not contain production information for Draycutt Corporation for the months of January and February, 1993. When the figures are made available to the Department of Minerals, they will be included in a subsequent report.

Of some note are the production figures reported for the Grant Canyon field. Since November, 1991, the Grant Canyon #3 and #4 wells in the field began producing water and became inactive. The operator, Apache Corp., is currently logging after deepening and drill stem testing the Grant Canyon #7 well.

NEVADA OIL PATCH

Briefing from the Department of Minerals
March/April, 1993

Production Summary

Total Nevada oil production for the period:	371,013 bbls
Production for the same period last year:	523,012 bbls

Permitting

Permits to drill issued by NDOM in the period:	9
Permits issued for the same period last year:	9

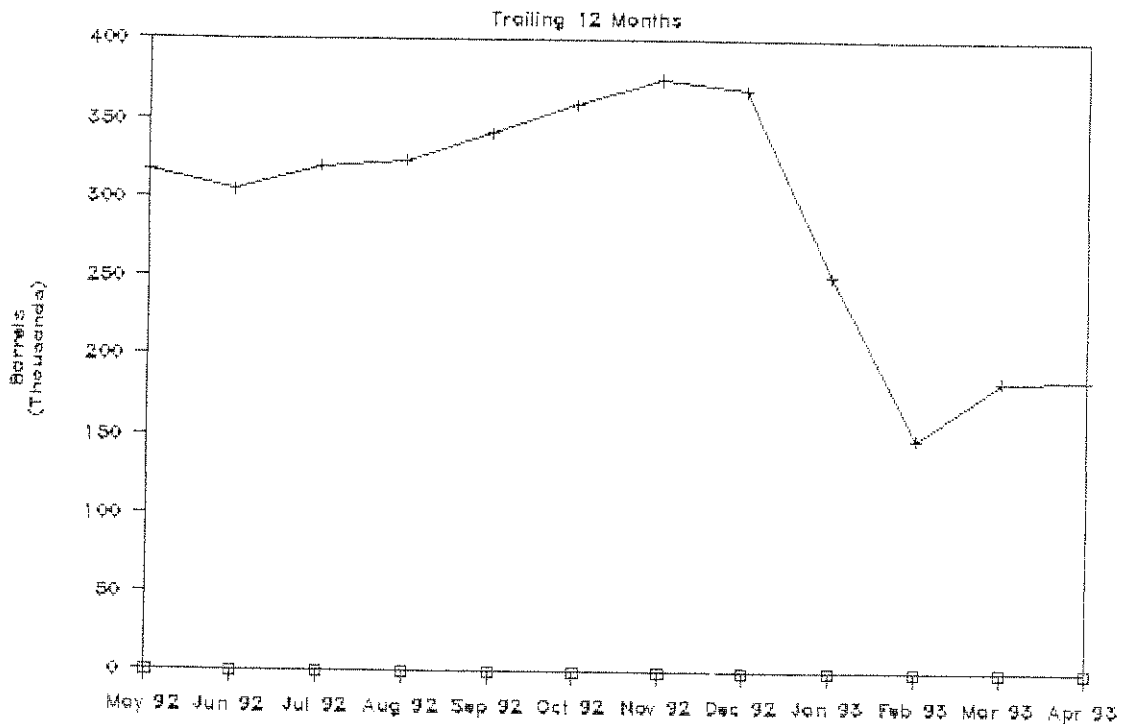
Rig Count

Rotary rigs operating during the period (peak):	2
Rotary rigs operating same period last year (peak):	2

Wells Drilled or Drilling During the Period

CENEX - Federal #8-15
Apache Corporation - Eagle Springs #11-35

NEVADA OIL PRODUCTION





BOB MILLER
Governor

STATE OF NEVADA
DEPARTMENT OF MINERALS

400 W. King Street, Suite 106
Carson City, Nevada 89710
(702) 687-5050
Fax (702) 687-3957

Las Vegas Branch
4220 S. Maryland Pkwy.
Suite 304
Las Vegas, Nevada 89119
(702) 486-7250
Fax (702) 486-7252

RUSSELL A. FIELDS
Executive Director

NEVADA OIL PRODUCTION MARCH/APRIL, 1993

	March		April		Bi-Monthly Total	Cumulative Total
	Barrels	Days	Barrels	Days		
EAGLE SPRINGS FIELD: FIRST PRODUCTION - MARCH, 1954						
Kanowa Petroleum Inc.						
15-35	152	31	46	30		
35-35	61	31	51	30		
62-35	45	31	58	30		
	-----		-----			
	258		155		413	
Draycutt Corporation						
4-36	0	0	0	0		
5-36	0	0	0	0		
43-36	0	0	0	0		
73-35	0	0	0	0		
74-35	0	0	0	0		
84-35	0	0	0	0		
	-----		-----			
	0		0		0	
TOTAL	258		155		413	4,073,855

TRAP SPRINGS FIELD: FIRST PRODUCTION - NOVEMBER, 1976

Makoil, Inc.						
24-1 Zuspann	0	0	0	0		
24-3 Zuspann	0	0	0	0		
13-21 Britton	0	0	0	0		
12-23 Munson Ranch	0	0	0	0		
12-24 Munson Ranch	426	31	424	30		
12-32 Munson Ranch	7,886	29	6,510	30		
12-33 Munson Ranch	154	31	147	30		
12-34 Munson Ranch	1,558	31	1,533	30		
12-42 Munson Ranch	15	3	29	3		
12-44X Munson Ranch	93	18	44	9		
13-11 Munson Ranch	841	31	760	30		
13-14 Munson Ranch	0	0	0	0		
13-21X Munson Ranch	117	4	147	3		
13-24 Munson Ranch	0	0	0	0		
13-31 Munson Ranch	2,066	29	2,260	30		
13-32 Munson Ranch	0	0	235	10		
13-33 Munson Ranch	78	5	267	5		
13-41X Munson Ranch	1,978	31	1,874	30		
13-42 Munson Ranch	425	31	411	30		
14-23 Munson Ranch	425	31	411	30		
14-24 Munson Ranch	0	0	0	0		
14-32 Munson Ranch	1,062	31	1,021	30		
14-34 Munson Ranch	182	31	176	30		
14-34X Munson Ranch	160	16	374	13		
14-41 Munson Ranch	2,371	31	2,104	30		
14-44 Munson Ranch	2,827	31	2,636	30		
J.N. Federal #1	0	0	0	0		
	-----		-----			
	22,664		21,363		44,027	

	March		April		Bi-Monthly	Cumulative
	Barrels	Days	Barrels	Days	Total	Total
<hr/>						
J.R. Bacon Drilling						
#13-1 Munson Ranch	701	31	652	30		
#13-45 Munson Ranch	620	31	361	17		
#13-46 Munson Ranch	0	0	0	0		
#14-33 Munson Ranch	330	30	309	30		
#14-42 Munson Ranch	2,158	31	1,772	30		
#14-49 Munson Ranch	207	31	189	30		
#14-49X Munson Ranch	207	31	206	30		
	<hr/>		<hr/>			
	4,223		3,489		7,712	
Apache Corporation						
2 Trap Spring	2,703	31	2,455	30		
3 Trap Spring	2,422	31	2,404	30		
8 Trap Spring	71	31	303	29		
9 Trap Spring	4,644	31	4,191	30		
16 Trap Spring	388	31	406	30		
19 Trap Spring	2,503	31	2,255	30		
23-41 Trap Spring	653	31	761	30		
	<hr/>		<hr/>			
	13,384		12,775		26,159	
David M. Evans, Inc.						
12-13 Trap Spring	0	0	0	0	0	
TOTAL	40,271		37,627		77,898	10,640,944
<hr/>						
CURRANT FIELD: FIRST PRODUCTION - FEBRUARY, 1976						641
<hr/>						
BACON FLAT FIELD: FIRST PRODUCTION - JULY, 1981						
Apache Corporation						
Bacon Flat #1	0	0	0	0	0	
Balcron Oil Co.						
Bacon Flat #23-17	22,814	31	16,473	30	39,287	587,121
<hr/>						
DUCKWATER CREEK FIELD: FIRST PRODUCTION - MAY, 1990						
Makoil, Inc.						
Duckwater Creek #19-11	219	28	188	24	407	10,902
<hr/>						
BLACKBURN FIELD: FIRST PRODUCTION - APRIL, 1982						
Petroleum Corp. of Nevada						
Blackburn #3	2,905	30	2,751	29		
Blackburn #10	858	31	744	28		
Blackburn #14	3,897	31	2,358	29		
Blackburn #16	4,093	31	3,640	30		
Blackburn #18	44,835	31	45,295	30		
	<hr/>		<hr/>			
	56,588		54,788		111,376	2,796,177

	March Barrels	March Days	April Barrels	April Days	Bi-Monthly Total	Cumulative Total
GRANT CANYON FIELD: FIRST PRODUCTION - SEPTEMBER, 1983						
Apache Corporation						
Grant Canyon #3	0	0	0	0		
Grant Canyon #7	0	0	0	0		
Grant Canyon #9	47,399	31	51,846	30		
	<u>47,399</u>		<u>51,846</u>		99,245	19,042,876

SPENCER FEDERAL LEASE: PRODUCTION - MAY, 1986 86

KATE SPRING FIELD: FIRST PRODUCTION - JANUARY, 1986

Western General, Inc.						
Kate Spring #1	300	5	300	6		
Kate Spring #1A	7,136	26	6,414	25		
Kate Spring #1C	750	31	930	31		
Taylor Federal #1	1,514	31	1,670	31		
Taylor Federal #2	0	0	0	0		
	<u>9,700</u>		<u>9,314</u>		19,014	
Apache Corporation						
Kate Spring #12-2	4,073	31	4,085	30	8,158	
TOTAL	13,773		13,399		27,172	1,286,811

TOMERA RANCH FIELD: FIRST PRODUCTION - DECEMBER, 1987

J.R. Bacon Drilling, Inc.						
Tomera Ranch 33-1	0	0	0	0	0	
Foreland Corporation						
Foreland-S Pacific 1-5R	161	31	162	30	323	15,078

NORTH WILLOW CREEK: FIRST PRODUCTION - APRIL, 1988

Foreland Corporation						
Foreland-S Pacific 1-27	279	6	235	6	514	24,233

THREE BAR FIELD: FIRST PRODUCTION - MARCH, 1990

Trail Mountain, Inc.						
Three Bar 25-A	0	0	0	0	0	21,647

SANS SPRING FIELD: FIRST PRODUCTION - MARCH, 1993

CENEX Federal 5-14	3,334	3	11,044	30	14,378	14,378
-----------------------	-------	---	--------	----	--------	--------

NEVADA GAS PRODUCTION NOVEMBER/DECEMBER, 1991

KATE SPRING FIELD: FIRST PRODUCTION - NOVEMBER, 1988

	March MCF	April MCF	Bi-Monthly Total	Cumulative Total
Apache Corporation	980	860	1,840	
Western General	1,001	962	1,963	
Total	1,981	1,822	3,803	212,177

SUMMARY: NEVADA OIL AND GAS PRODUCTION

March Oil Production	185,096			
April Oil Production		185,917		
Bi-Monthly Total			371,013	
Cumulative Nevada Oil Production (1954-Present)				38,514,747
March Gas Production	1,981			
April Gas Production		1,822		
Bi-Monthly Total			3,803	
Cumulative Nevada Gas Production (1988-Present)				212,177

Remarks: Please note the appearance of a new field discovery, the "Sans Spring" field discovered by CENEX. The Federal #5-14 well was completed in February, 1993, and put on production March 29, 1993.

NEVADA OIL PATCH

Briefing from the Department of Minerals
May/June, 1993

Production Summary

Total Nevada oil production for the period:	306,791 bbls
Production for the same period last year:	621,172 bbls

Permitting

Permits to drill issued by NDOM in the period:	10
Permits issued for the same period last year:	8

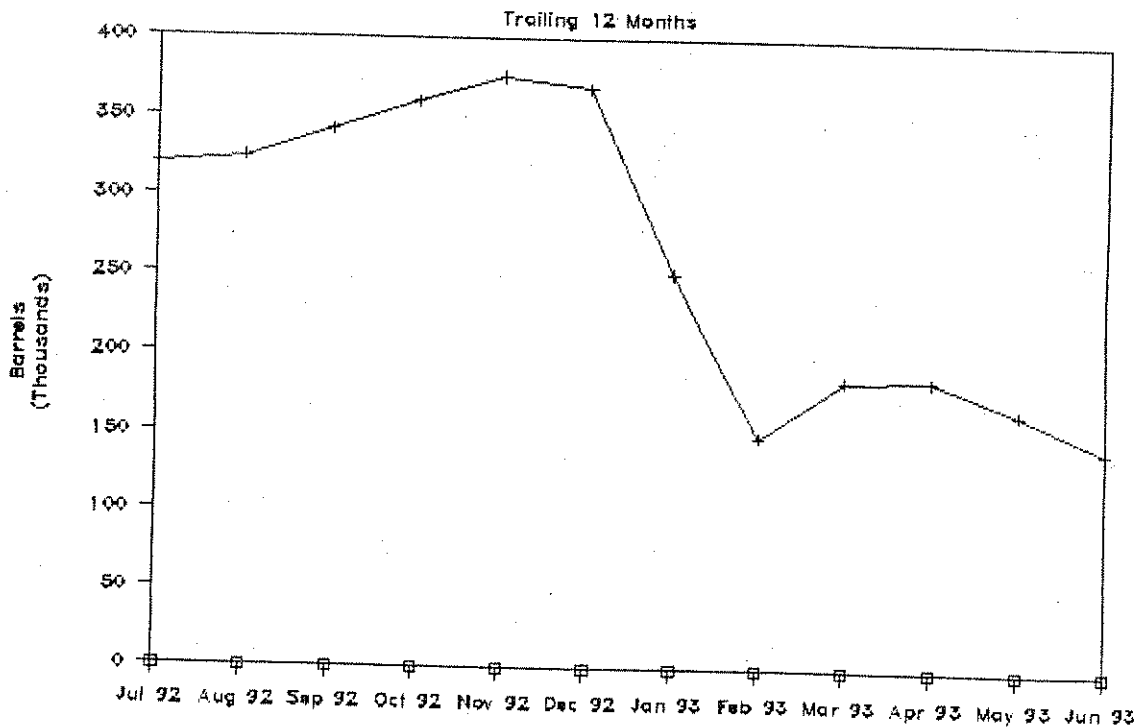
Rig Count

Rotary rigs operating during the period (peak):	4
Rotary rigs operating same period last year (peak):	3

Wells Drilled or Drilling During the Period

CENEX - Federal #5-31
Pioneer Oil & Gas - West Grant Canyon #22-1
Alpine, Inc. - Pony Express Federal #1-3
Trail Mountain, Inc. - Three Bar Unit #4
David M. Evans - Cunningham Federal #1

NEVADA OIL PRODUCTION





BOB MILLER
Governor

STATE OF NEVADA
DEPARTMENT OF MINERALS

400 W. King Street, Suite 106
Carson City, Nevada 89710
(702) 687-5050
Fax (702) 687-3957

Las Vegas Branch
4220 S. Maryland Pkwy.
Suite 304
Las Vegas, Nevada 89119
(702) 486-7250
Fax (702) 486-7252

RUSSELL A. FIELDS
Executive Director

NEVADA OIL PRODUCTION MAY/JUNE, 1993

	May		June		Bi-Monthly Total	Cumulative Total
	Barrels	Days	Barrels	Days		
EAGLE SPRINGS FIELD: FIRST PRODUCTION - MARCH, 1954						
Kanowa Petroleum Inc.						
15-35	19	3	71	7		
35-35	0	0	46	7		
62-35	59	1	30	2		
	<u>78</u>		<u>147</u>			
Draycutt Corporation					225	
4-36	0	0	0	0		
5-36	0	0	0	0		
43-36	0	0	0	0		
73-35	0	0	0	0		
74-35	0	0	0	0		
84-35	0	0	0	0		
	<u>0</u>		<u>0</u>			0
TOTAL	78		147		225	4,074,080

Makoil, Inc. **TRAP SPRINGS FIELD: FIRST PRODUCTION - NOVEMBER, 1976**

24-1 Zuspenn	0	0	0	0		
24-3 Zuspenn	0	0	0	0		
13-21 Britton	0	0	0	0		
12-23 Munson Ranch	0	0	0	0		
12-24 Munson Ranch	423	17	862	30		
12-32 Munson Ranch	6,161	29	5,609	30		
12-33 Munson Ranch	152	31	147	30		
12-34 Munson Ranch	1,858	29	1,640	30		
12-42 Munson Ranch	39	7	64	12		
12-44X Munson Ranch	103	17	83	15		
13-11 Munson Ranch	765	31	734	30		
13-14 Munson Ranch	0	0	0	0		
13-21X Munson Ranch	153	2	193	4		
13-24 Munson Ranch	0	0	0	0		
13-31 Munson Ranch	1,685	28	1,416	21		
13-32 Munson Ranch	754	31	691	30		
13-33 Munson Ranch	59	1	355	9		
13-41X Munson Ranch	1,884	31	1,851	30		
13-42 Munson Ranch	449	31	402	30		
14-23 Munson Ranch	426	31	411	30		
14-24 Munson Ranch	0	0	0	0		
14-32 Munson Ranch	1,056	31	1,039	30		
14-34 Munson Ranch	183	31	209	30		
14-34X Munson Ranch	168	23	137	24		
14-41 Munson Ranch	2,368	31	2,310	30		
14-44 Munson Ranch	2,552	31	2,534	30		
J.N. Federal #1	0	0	0	0		
	<u>21,238</u>		<u>20,687</u>			
					41,925	

	May		June		Bi-Monthly Total	Cumulative Total
	Barrels	Days	Barrels	Days		
J.R. Bacon Drilling						
#13-1 Munson Ranch	680	31	663	30		
#13-45 Munson Ranch	602	31	74	4		
#13-46 Munson Ranch	0	0	0	0		
#14-33 Munson Ranch	330	31	295	30		
#14-42 Munson Ranch	1,067	29	1,025	29		
#14-49 Munson Ranch	214	31	196	30		
#14-49X Munson Ranch	117	17	0	0		
	<u>3,010</u>		<u>2,253</u>		5,263	
Apache Corporation						
2 Trap Spring	3,263	31	2,470	26		
3 Trap Spring	2,076	31	2,323	30		
8 Trap Spring	473	31	409	30		
9 Trap Spring	3,866	31	3,482	30		
16 Trap Spring	416	31	398	29		
19 Trap Spring	2,372	31	2,241	30		
23-41 Trap Spring	452	31	437	30		
	<u>12,918</u>		<u>11,760</u>		24,678	
David M. Evans, Inc.						
-13 Trap Spring	0	0	0	0	0	
TOTAL	37,166		34,700		71,866	10,712,810

CURRENT FIELD: FIRST PRODUCTION - FEBRUARY, 1976 641

BACON FLAT FIELD: FIRST PRODUCTION - JULY, 1981

Apache Corporation						
Bacon Flat #1	0	0	0	0	0	
Balcron Oil Co.						
Bacon Flat #23-17	4,925	23	0	0	4,925	592,046

DUCKWATER CREEK FIELD: FIRST PRODUCTION - MAY, 1990

Makoil, Inc.						
Duckwater Creek #19-11	172	22	141	18	313	11,215

BLACKBURN FIELD: FIRST PRODUCTION - APRIL, 1982

Petroleum Corp. of Nevada						
Blackburn #3	1,987	28	2,299	29		
Blackburn #10	754	31	715	30		
Blackburn #14	2,245	31	1,935	30		
Blackburn #16	2,943	31	2,412	30		
Blackburn #18	45,286	31	44,460	30		
	<u>53,215</u>		<u>51,821</u>		105,036	2,901,213

	May		June		Bi-Monthly	Cumulative
	Barrels	Days	Barrels	Days	Total	Total
GRANT CANYON FIELD: FIRST PRODUCTION - SEPTEMBER, 1983						
Apache Corporation						
Grant Canyon #3	0	0	0	0		
Grant Canyon #7	1,041	11	1,568	29		
Grant Canyon #9	45,872	31	33,270	30		
	<u>46,913</u>		<u>34,838</u>		81,751	19,124,627

SPENCER FEDERAL LEASE: PRODUCTION - MAY, 1986 86

KATE SPRING FIELD: FIRST PRODUCTION - JANUARY, 1986

Western General, Inc.						
Kate Spring #1	300	6	300	6		
Kate Spring #1A	6,415	25	6,034	24		
Kate Spring #1C	930	31	900	30		
Taylor Federal #1	1,622	31	1,695	30		
Taylor Federal #2	0	0	0	0		
	<u>9,267</u>		<u>8,929</u>		18,196	
Apache Corporation						
Kate Spring #12-2	3,781	31	3,538	30	7,319	
TOTAL	13,048		12,467		25,515	1,312,326

TOMERA RANCH FIELD: FIRST PRODUCTION - DECEMBER, 1987

J.R. Bacon Drilling, Inc.						
Tomera Ranch 33-1	378	24	47	29	425	
Foreland Corporation						
Foreland-S Pacific 1-5R	128	31	136	30	264	15,767

Handwritten notes: 506 (bracketed next to 378), 183 (bracketed next to 47)

NORTH WILLOW CREEK: FIRST PRODUCTION - APRIL, 1988

Foreland Corporation						
Foreland-S Pacific 1-27	208	11	246	5	454	24,687

THREE BAR FIELD: FIRST PRODUCTION - MARCH, 1990

Trail Mountain, Inc.						
Three Bar 25-A	0	0	0	0	0	21,647

SANS SPRING FIELD: FIRST PRODUCTION - MARCH, 1993

CENEX Federal 5-14	9,288	31	6,729	30	16,017	30,395
-----------------------	-------	----	-------	----	--------	--------

NEVADA GAS PRODUCTION NOVEMBER/DECEMBER, 1991

KATE SPRING FIELD: FIRST PRODUCTION - NOVEMBER, 1988

	May MCF	June MCF	Bi-Monthly Total	Cumulative Total
Apache Corporation	794	748	1,542	
Western General	1,307	926	2,233	
Total	2,101	1,674	3,775	215,952

SUMMARY: NEVADA OIL AND GAS PRODUCTION

May Oil Production	165,519			
June Oil Production		141,272		
Bi-Monthly Total			306,791	
Cumulative Nevada Oil Production (1954-Present)				38,821,540
May Gas Production	2,101			
June Gas Production		1,674		
Bi-Monthly Total			3,775	
Cumulative Nevada Gas Production (1988-Present)				215,952

Remarks:

NEVADA OIL PATCH

Briefing from the Department of Minerals
July/August, 1993

Production Summary

Total Nevada oil production for the period:	277,445 bbls
Production for the same period last year:	643,840 bbls

Permitting

Permits to drill issued by NDOM in the period:	8
Permits issued for the same period last year:	4

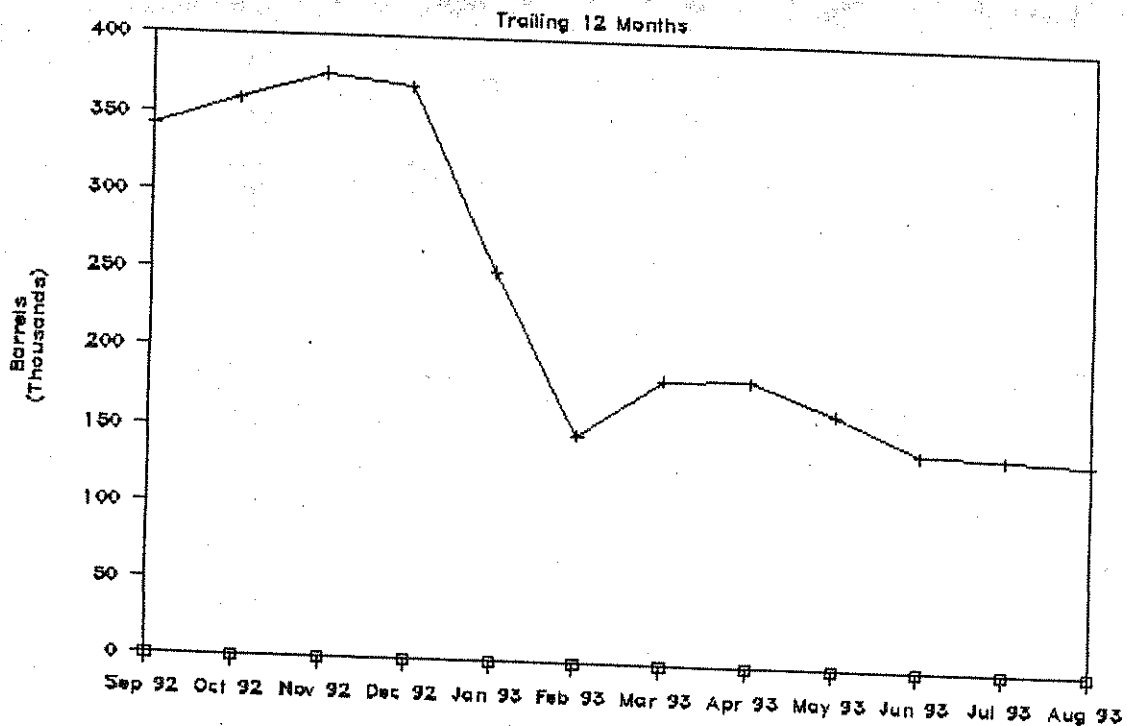
Rig Count

Rotary rigs operating during the period (peak):	3
Rotary rigs operating same period last year (peak):	2

Wells Drilled or Drilling During the Period

David M. Evans - Cunningham Federal #1
J.R. Bacon Drilling, Inc. - Baker Creek #12-1
Ferdelford Canyon #34-1
Apache Corporation - Apache/Frontier Exploration Federal #22-13
ARCO Oil & Gas Company - Cove Unit #1

NEVADA OIL PRODUCTION





BOB MILLER
Governor

STATE OF NEVADA
DEPARTMENT OF MINERALS

400 W. King Street, Suite 106
Carson City, Nevada 89710
(702) 687-5050
Fax (702) 687-3957

Las Vegas Branch
4220 S. Maryland Pkwy.
Suite 304
Las Vegas, Nevada 89119
(702) 486-7250
Fax (702) 486-7252

RUSSELL A. FIELDS
Executive Director

NEVADA OIL PRODUCTION JULY/AUGUST, 1993

	July		August		Bi-Monthly	Cumulative
	Barrels	Days	Barrels	Days	Total	Total
EAGLE SPRINGS FIELD: FIRST PRODUCTION - MARCH, 1954						
Kanowa Petroleum Inc.						
15-35	31	5	12	1		
35-35	8	2	167	15		
62-35	31	1	46	1		
	<hr/>		<hr/>			
	70		225		295	
Draycutt Corporation						
4-36	0	0	0	0		
5-36	0	0	0	0		
43-36	0	0	0	0		
73-35	0	0	0	0		
74-35	0	0	0	0		
84-35	0	0	0	0		
	<hr/>		<hr/>			
	0		0		0	
TOTAL	70		225		295	4,074,375

TRAP SPRINGS FIELD: FIRST PRODUCTION - NOVEMBER, 1976						
Makoil, Inc.						
24-1 Zuspenn	0	0	0	0		
24-3 Zuspenn	0	0	0	0		
13-21 Britton	0	0	0	0		
12-23 Munson Ranch	0	0	0	0		
12-24 Munson Ranch	693	31	676	31		
12-32 Munson Ranch	5,382	31	4,856	30		
12-33 Munson Ranch	151	31	180	31		
12-34 Munson Ranch	1,770	31	1,740	31		
12-42 Munson Ranch	24	5	59	12		
12-44X Munson Ranch	117	21	49	10		
13-11 Munson Ranch	775	31	711	31		
13-14 Munson Ranch	0	0	34	9		
13-21X Munson Ranch	0	0	0	0		
13-24 Munson Ranch	67	23	56	19		
13-31 Munson Ranch	1,980	31	1,947	31		
13-32 Munson Ranch	753	31	723	31		
13-33 Munson Ranch	240	27	114	18		
13-41X Munson Ranch	2,024	31	2,003	31		
13-42 Munson Ranch	427	31	418	31		
14-23 Munson Ranch	434	31	425	31		
14-24 Munson Ranch	0	0	57	13		
14-32 Munson Ranch	1,062	31	1,059	31		
14-34 Munson Ranch	236	31	240	31		
14-34X Munson Ranch	93	18	105	13		
14-41 Munson Ranch	2,372	31	2,349	31		
14-44 Munson Ranch	2,816	31	2,651	31		
J.N. Federal #1	0	0	0	0		
	<hr/>		<hr/>			
	21,416		20,452			

	July		August		Bi-Monthly	Cumulative
	Barrels	Days	Barrels	Days	Total	Total
J.R. Bacon Drilling						
#13-1 Munson Ranch	710	31	690	31		
#13-45 Munson Ranch	582	22	634	31		
#13-46 Munson Ranch	0	0	0	0		
#14-33 Munson Ranch	328	31	336	31		
#14-42 Munson Ranch	1,051	31	1,135	31		
#14-49 Munson Ranch	200	31	206	31		
#14-49X Munson Ranch	0	0	0	0		
	<u>2,871</u>		<u>3,001</u>		5,872	
Apache Corporation						
2 Trap Spring	3,026	31	2,687	31		
3 Trap Spring	2,146	31	2,752	31		
8 Trap Spring	27	1	0	0		
9 Trap Spring	3,501	31	2,828	31		
16 Trap Spring	419	31	56	31		
19 Trap Spring	2,383	31	2,385	31		
23-41 Trap Spring	441	31	453	31		
	<u>11,943</u>		<u>11,161</u>		23,104	
David M. Evans, Inc.						
12-13 Trap Spring	0	0	0	0	0	
TOTAL	<u>36,230</u>		<u>34,614</u>		70,844	10,783,654
CURRENT FIELD: FIRST PRODUCTION - FEBRUARY, 1976						641
BACON FLAT FIELD: FIRST PRODUCTION - JULY, 1981						
Apache Corporation						
Bacon Flat #1	0	0	0	0	0	
Balcron Oil Co.						
Bacon Flat #23-17	1,136	4	445	6	1,581	593,627
DUCKWATER CREEK FIELD: FIRST PRODUCTION - MAY, 1990						
Makoil, Inc.						
Duckwater Creek #19-11	242	31	164	21	406	11,621
BLACKBURN FIELD: FIRST PRODUCTION - APRIL, 1982						
Petroleum Corp. of Nevada						
Blackburn #3	2,508	31	2,264	31		
Blackburn #10	705	31	765	31		
Blackburn #14	1,941	31	1,983	31		
Blackburn #16	2,276	31	1,894	31		
Blackburn #18	44,543	31	44,408	31		
	<u>51,973</u>		<u>51,314</u>		103,287	3,004,500

	July Barrels	July Days	August Barrels	August Days	Bi-Monthly Total	Cumulative Total
GRANT CANYON FIELD: FIRST PRODUCTION - SEPTEMBER, 1983						
Apache Corporation						
Grant Canyon #3	0	0	0	0		
Grant Canyon #7	0	0	0	0		
Grant Canyon #9	33,062	31	31,006	31		
	<u>33,062</u>		<u>31,006</u>		64,068	19,188,695
SPENCER FEDERAL LEASE: PRODUCTION - MAY, 1986						
KATE SPRING FIELD: FIRST PRODUCTION - JANUARY, 1986						
Western General, Inc.						
Kate Spring #1	600	6	500	5		
Kate Spring #1A	5,824	25	5,636	26		
Kate Spring #1C	930	31	930	31		
Taylor Federal #1	1,747	31	1,856	31		
Taylor Federal #2	0	0	511	10		
	<u>9,101</u>		<u>9,433</u>		18,534	
Apache Corporation						
Kate Spring #12-2	3,905	31	3,188	31	7,093	
TOTAL	13,006		12,621		25,627	1,337,953
TOMERA RANCH FIELD: FIRST PRODUCTION - DECEMBER, 1987						
J.R. Bacon Drilling, Inc.						
Tomera Ranch 33-1	0	0	0	0	0	
Foreland Corporation						
Foreland-S Pacific 1-5R	138	31	141	31	279	16,046
NORTH WILLOW CREEK: FIRST PRODUCTION - APRIL, 1988						
Foreland Corporation						
Foreland-S Pacific 1-27	187	4	95	3	282	24,969
THREE BAR FIELD: FIRST PRODUCTION - MARCH, 1990						
Trail Mountain, Inc.						
Three Bar 25-A	0	0	0	0	0	
Three Bar #5	195	31	478	31		
	<u>195</u>		<u>478</u>		673	22,320
SANS SPRING FIELD: FIRST PRODUCTION - MARCH, 1993						
CEL						
Federal 5-14	3,980	31	5,853	29		
Federal 12-14	N/A	N/A	270	2		
TOTAL	3,980		6,123		10,103	40,498

NEVADA GAS PRODUCTION NOVEMBER/DECEMBER, 1991

KATE SPRING FIELD: FIRST PRODUCTION - NOVEMBER, 1988

	July MCF	August MCF	Bi-Monthly Total	Cumulative Total
Apache Corporation	810	669	1,479	
Western General	945	1,005	1,950	
Total	<u>1,755</u>	<u>1,674</u>	<u>3,429</u>	219,381

SUMMARY: NEVADA OIL AND GAS PRODUCTION

July Oil Production	140,219			
August Oil Production		137,226		
Bi-Monthly Total			277,445	
Cumulative Nevada Oil Production (1954-Present)				39,098,985
July Gas Production	1,755			
August Gas Production		1,674		
Bi-Monthly Total			3,429	
Cumulative Nevada Gas Production (1988-Present)				219,381

Remarks:

NEVADA OIL PATCH

Briefing from the Department of Minerals
September/October, 1993

Production Summary

Total Nevada oil production for the period:	259,682 bbls
Production for the same period last year:	701,283 bbls

Permitting

Permits to drill issued by NDOM in the period:	21
Permits issued for the same period last year:	2

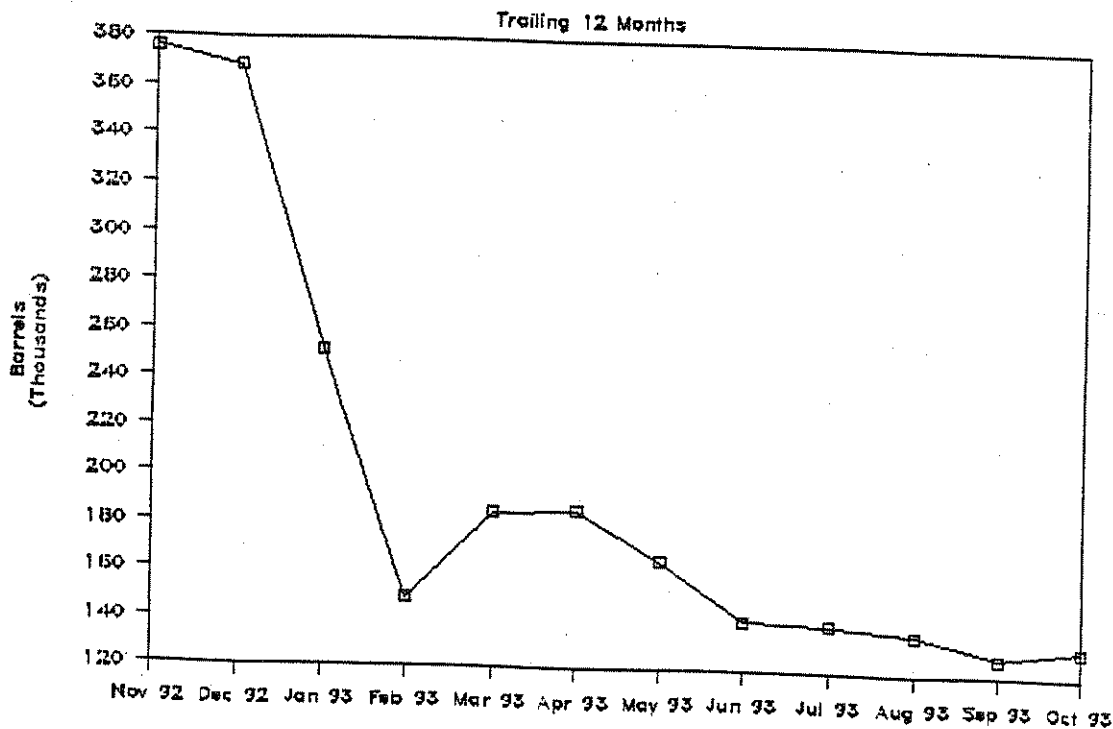
Rig Count

Rotary rigs operating during the period (peak):	5
Rotary rigs operating same period last year (peak):	2

Wells Drilled or Drilling During the Period

Foreland Corporation - Little Smoky #1-24
Pioneer Oil & Gas - Railroad Valley #32-43
The Anschutz Corporation - Christian Springs Fed. #11-3
Apache Corporation - Grant Canyon #10
Byrd Operating - Big Corral #1
J.R. Bacon Drilling, Inc. - Tomera Ranch South #9-1

NEVADA OIL PRODUCTION





B MILLER
Governor

STATE OF NEVADA
DEPARTMENT OF MINERALS

400 W. King Street, Suite 106
Carson City, Nevada 89710
(702) 687-5050
Fax (702) 687-3957

Las Vegas Branch
4220 S. Maryland Pkwy.
Suite 304
Las Vegas, Nevada 89119
(702) 486-7250
Fax (702) 486-7252

RUSSELL A. FIELDS
Executive Director

NEVADA OIL PRODUCTION SEPTEMBER/OCTOBER, 1993

	September		October		Bi-Monthly Total	Cumulative Total
	Barrels	Days	Barrels	Days		
EAGLE SPRINGS FIELD: FIRST PRODUCTION - MARCH, 1954						
anowa Petroleum Inc.						
15-35	0	0	73	7		
35-35	0	0	62	8		
62-35	0	0	212	2		
	0		347		347	
raycutt Corporation						
4-36	0	0	0	0		
5-36	0	0	0	0		
43-36	0	0	0	0		
73-35	0	0	0	0		
74-35	0	0	0	0		
84-35	0	0	0	0		
	0		0		0	
TOTAL	0		347		347	4,074,722

TRAP SPRINGS FIELD: FIRST PRODUCTION - NOVEMBER, 1976						
koil, Inc.						
24-1 Zuspenn	0	0	0	0		
24-3 Zuspenn	0	0	0	0		
13-21 Britton	0	0	0	0		
12-23 Munson Ranch	0	0	0	0		
12-24 Munson Ranch	487	30	501	31		
12-32 Munson Ranch	5,111	30	4,369	31		
12-33 Munson Ranch	132	27	176	30		
12-34 Munson Ranch	1,582	30	1,683	31		
12-42 Munson Ranch	11	3	66	15		
12-44X Munson Ranch	25	6	108	19		
13-11 Munson Ranch	553	30	577	31		
13-14 Munson Ranch	21	7	39	10		
13-21X Munson Ranch	0	0	0	0		
13-24 Munson Ranch	32	9	32	11		
13-31 Munson Ranch	1,519	29	1,708	29		
13-32 Munson Ranch	548	30	569	31		
13-33 Munson Ranch	40	8	51	13		
13-41X Munson Ranch	1,814	30	1,917	31		
13-42 Munson Ranch	410	30	424	31		
14-23 Munson Ranch	391	30	411	31		
14-24 Munson Ranch	46	10	55	17		
14-32 Munson Ranch	1,002	30	1,046	31		
14-34 Munson Ranch	176	30	215	31		
14-41 Munson Ranch	73	8	121	19		
14-41 Munson Ranch	2,099	30	2,083	31		
14-44 Munson Ranch	2,399	30	2,511	31		
J.N. Federal #1	68	14	3	1		
	18,539		18,665		37,204	

	September Barrels	September Days	October Barrels	October Days	Bi-Monthly Total	Cumulative Total
J.R. Bacon Drilling						
#13-1 Munson Ranch	670	30	676	31		
#13-45 Munson Ranch	582	30	587	31		
#13-46 Munson Ranch	0	0	0	0		
#14-33 Munson Ranch	300	30	303	31		
#14-42 Munson Ranch	1,043	30	1,140	31		
#14-49 Munson Ranch	212	30	213	31		
#14-49X Munson Ranch	0	0	0	0		
	<u>2,807</u>		<u>2,919</u>		5,726	
Apache Corporation						
2 Trap Spring	2,759	30	2,777	31		
3 Trap Spring	2,154	30	2,893	31		
8 Trap Spring	0	0	38	4		
9 Trap Spring	2,995	30	3,557	31		
16 Trap Spring	578	30	443	31		
19 Trap Spring	2,233	30	1,866	22		
23-41 Trap Spring	525	30	615	31		
	<u>11,244</u>		<u>12,189</u>		23,433	
David M. Evans, Inc.						
12-13 Trap Spring	0	0	0	0	0	
TOTAL	<u>32,590</u>		<u>33,773</u>		66,363	10,850,017

CURRENT FIELD: FIRST PRODUCTION - FEBRUARY, 1976 641

BACON FLAT FIELD: FIRST PRODUCTION - JULY, 1981						
Galcron Oil Co.						
Bacon Flat #23-17	1,236	6	1,190	6		
Bacon Flat #1	0	0	0	0		
	<u>1,236</u>		<u>1,190</u>		2,426	596,053
TOTAL						

DUCKWATER CREEK FIELD: FIRST PRODUCTION - MAY, 1990						
Wacoil, Inc.						
Duckwater Creek #19-11	123	19	185	24	308	11,929

BLACKBURN FIELD: FIRST PRODUCTION - APRIL, 1982						
Petroleum Corp. of Nevada						
Blackburn #3	2,068	29	2,221	29		
Blackburn #10	670	30	705	30		
Blackburn #14	1,618	30	1,719	30		
Blackburn #16	1,554	30	1,475	30		
Blackburn #18	39,731	30	40,629	30		
	<u>45,641</u>		<u>46,749</u>		92,390	3,096,890

	September Barrels	September Days	October Barrels	October Days	Bi-Monthly Total	Cumulative Total
--	----------------------	-------------------	--------------------	-----------------	---------------------	---------------------

GRANT CANYON FIELD: FIRST PRODUCTION - SEPTEMBER, 1983

Apache Corporation						
Grant Canyon #3	0	0	0	0		
Grant Canyon #7	739	17	838	31		
Grant Canyon #9	29,096	30	27,956	31		
	<u>29,835</u>		<u>28,794</u>		58,629	19,247,324

SPENCER FEDERAL LEASE: PRODUCTION - MAY, 1986

86

KATE SPRING FIELD: FIRST PRODUCTION - JANUARY, 1986

Western General, Inc.						
Kate Spring #1	300	6	500	7		
Kate Spring #1A	5,811	24	5,313	24		
Kate Spring #1C	900	30	930	31		
Taylor Federal #1	739	30	1,600	31		
Taylor Federal #2	548	6	0	0		
	<u>8,298</u>		<u>8,343</u>		16,641	
Apache Corporation						
Kate Spring #12-2	3,287	30	2,678	31	5,965	
TOTAL	11,585		11,021		22,606	1,360,559

TOMERA RANCH FIELD: FIRST PRODUCTION - DECEMBER, 1987

R.R. Bacon Drilling, Inc.						
Tomera Ranch 33-1	0	0	0	0	0	
Coreland Corporation						
Coreland-S Pacific 1-5R	134	30	122	31	256	16,302

NORTH WILLOW CREEK: FIRST PRODUCTION - APRIL, 1988

Coreland Corporation						
Coreland-S Pacific 1-27	0	0	0	0		
Coreland-S Pacific 5-27	0	0	0	0		
Coreland-S Pacific 6-27	334	5	692	21		
	<u>334</u>		<u>692</u>		1,026	25,995
TOTAL	334		692		1,026	25,995

THREE BAR FIELD: FIRST PRODUCTION - MARCH, 1990

Trail Mountain, Inc.						
Three Bar 25-A	0	0	0	0		
Three Bar #5	156	30	830	31		
	<u>156</u>		<u>830</u>		986	23,306
TOTAL	156		830		986	23,306

	September Barrels	September Days	October Barrels	October Days	Bi-Monthly Total	Cumulative Total
SANS SPRING FIELD: FIRST PRODUCTION - MARCH, 1993						
CENEX						
Federal 5-14	5,081	22	7,945	31		
Federal 12-14	1,029	26	290	9		
TOTAL	6,110		8,235		14,345	54,843

NEVADA GAS PRODUCTION NOVEMBER/DECEMBER, 1991

KATE SPRING FIELD: FIRST PRODUCTION - NOVEMBER, 1988

	September MCF	October MCF	Bi-Monthly Total	Cumulative Total
Apache Corporation	692	562	1,254	
Western General	847	867	1,714	
Total	1,539	1,429	2,968	222,349

SUMMARY: NEVADA OIL AND GAS PRODUCTION

Sept. Oil Production	127,744			
October Oil Production		131,938		
Bi-Monthly Total			259,682	
Cumulative Nevada Oil Production (1954-Present)				39,358,667
Sept. Gas Production	1,539			
October Gas Production		1,429		
Bi-Monthly Total			2,968	
Cumulative Nevada Gas Production (1988-Present)				222,349

Remarks: Please note that Foreland Corporation's North Willow Creek field had two new production wells come on-line this report - the Foreland-Southern Pacific Land Company #5-27 and #6-27.

Please note that effective August 1, 1993, Equitable Resources Energy Co., Balcron Oil Division, took over operations of the Bacon Flat #1 well from Apache Corporation.

NEVADA OIL PATCH

Briefing from the Department of Minerals
November/December, 1993

Production Summary

Total Nevada oil production for the period:	245,457 bbls
Production for the same period last year:	744,744 bbls

Permitting

Permits to drill issued by NDOM in the period:	5
Permits issued for the same period last year:	5

Rig Count

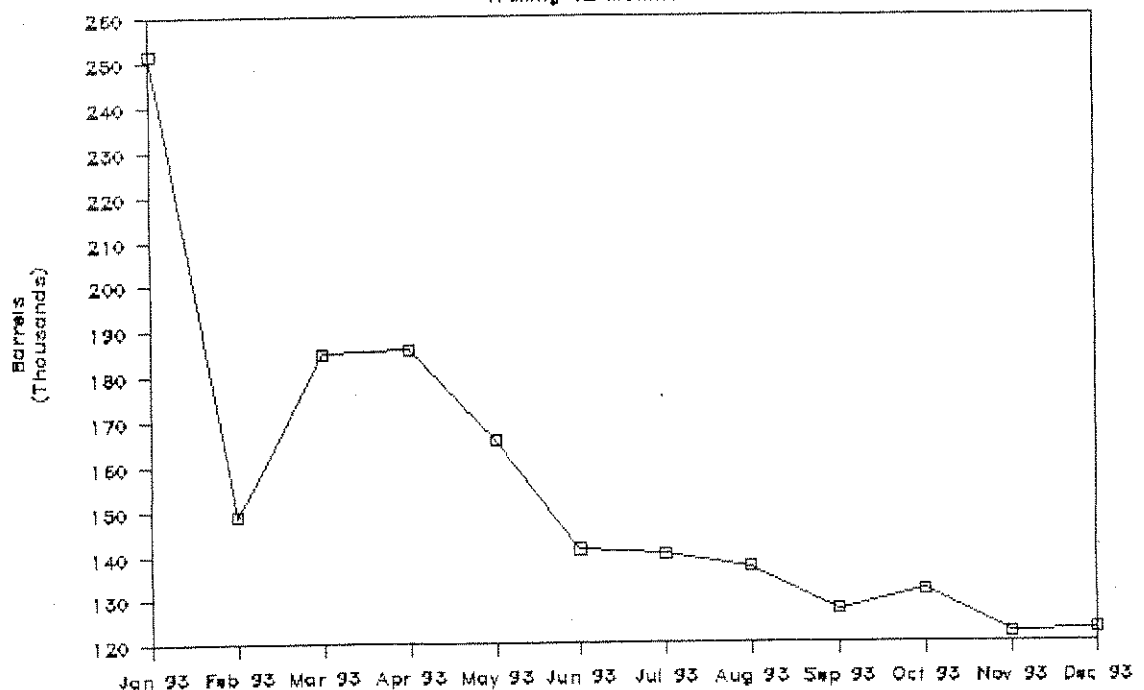
Rotary rigs operating during the period (peak):	7
Rotary rigs operating same period last year (peak):	2

Wells Drilled or Drilling During the Period

- Frontier Exploration - Buck Station #7A
- Apache Corporation - Grant Canyon #22-21
- Balcron Oil - Bacon Flat Federal #23-17A
- Baynon Oil & Exp. Co. - Railroad Valley #1
- Lone Mountain Prod. Co. - N. Grant Canyon Fed. #1-9
- Anadarko Petroleum Corp. - Overland Pass Fed. #29-14
- Chevron U.S.A. Prod. Co. - Bonanza Federal #1-32

NEVADA OIL PRODUCTION

Trailing 12 Months





BOB MILLER
Governor

STATE OF NEVADA
DEPARTMENT OF BUSINESS AND INDUSTRY
DIVISION OF MINERALS
400 W. King Street, Suite 106
Carson City, Nevada 89710

(702) 687-5050 • Fax (702) 687-3957
NEVADA OIL PRODUCTION NOVEMBER/DECEMBER, 1993

LAS VEGAS BRANCH:
4220 S. Maryland Pkwy.
Suite 304
Las Vegas, Nevada 89119
(702) 486-7250
Fax (702) 486-7252

RUSSELL A. FIELDS
Administrator

	November	December	Bi-Monthly	Cumulative
	Barrels	Days	Barrels	Days
			Total	Total

EAGLE SPRINGS FIELD: FIRST PRODUCTION - MARCH, 1954

Kanowa Petroleum Inc.

15-35	61	0	54	0
35-35	62	0	92	0
62-35	10	0	49	0

133

195

328

Eagle Springs Prod. Ltd.

4-36	0	0	0	0
5-36	0	0	343	3
43-36	0	0	83	3
73-35	0	0	0	0
74-35	0	0	127	3
84-35	0	0	82	3

0

635

635

TOTAL

133

830

963

4,083,117*

TRAP SPRINGS FIELD: FIRST PRODUCTION - NOVEMBER, 1976

Wakoil, Inc.

24-1 Zuspenn	0	0	0	0
24-3 Zuspenn	0	0	0	0
13-21 Britton	0	0	0	0
12-23 Munson Ranch	0	0	0	0
12-24 Munson Ranch	561	30	583	31
12-32 Munson Ranch	2,500	23	4,119	31
12-33 Munson Ranch	176	30	190	31
12-34 Munson Ranch	1,738	30	1,786	31
12-42 Munson Ranch	44	9	83	15
12-44X Munson Ranch	83	16	98	17
13-11 Munson Ranch	584	30	599	31
13-14 Munson Ranch	32	11	35	13
13-21X Munson Ranch	0	0	0	0
13-24 Munson Ranch	35	12	38	13
13-31 Munson Ranch	1,845	30	1,868	31
13-32 Munson Ranch	548	30	569	31
13-33 Munson Ranch	81	13	76	14
13-41X Munson Ranch	1,917	30	1,946	31
13-42 Munson Ranch	408	30	376	27
14-23 Munson Ranch	409	30	425	31
14-24 Munson Ranch	49	14	41	14
14-32 Munson Ranch	1,019	30	1,057	31
14-34 Munson Ranch	230	30	336	25
14-34X Munson Ranch	105	18	108	16
14-41 Munson Ranch	1,950	30	1,949	31
14-44 Munson Ranch	2,513	30	2,507	31
J.N. Federal #1	0	0	0	0

16,827

18,789

	Barrels	November Days	Barrels	December Days	Bi-Monthly Total	Cumulative Total

J.R. Bacon Drilling						
#13-1 Munson Ranch	668	30	690	31		
#13-45 Munson Ranch	518	30	566	31		
#13-46 Munson Ranch	0	0	0	0		
#14-33 Munson Ranch	284	30	301	30		
#14-42 Munson Ranch	1,089	30	1,009	31		
#14-49 Munson Ranch	200	30	213	31		
#14-49X Munson Ranch	0	0	0	0		
	-----		-----			
	2,759		2,779		5,538	
Apache Corporation						
2 Trap Spring	2,356	30	2,253	31		
3 Trap Spring	2,078	30	2,288	31		
8 Trap Spring	17	5	7	2		
9 Trap Spring	3,840	30	3,181	29		
16 Trap Spring	328	30	560	30		
19 Trap Spring	2,487	30	2,123	31		
23-41 Trap Spring	561	30	560	30		
	-----		-----			
	11,667		10,972		22,639	
David M. Evans, Inc.						
12-13 Trap Spring	0	0	0	0	0	
TOTAL	31,253		32,540		63,793	10,913,692 **

 CURRANT FIELD: FIRST PRODUCTION - FEBRUARY, 1976 641

 BACON FLAT FIELD: FIRST PRODUCTION - JULY, 1981

Halcon Oil Co.						
Bacon Flat #23-17	1,019	4	1,530	8		
Bacon Flat #1	0	0	0	0		
	-----		-----			
TOTAL	1,019		1,530		2,549	598,596 ***

 DUCKWATER CREEK FIELD: FIRST PRODUCTION - MAY, 1990

Lukoil, Inc.						
Duckwater Creek #19-11	188	24	188	24	376	12,305

 BLACKBURN FIELD: FIRST PRODUCTION - APRIL, 1982

Petroleum Corp. of Nevada						
Blackburn #3	1,954	30	746	12		
Blackburn #10	697	29	530	31		
Blackburn #14	1,431	30	1,483	31		
Blackburn #16	1,206	30	1,166	31		
Blackburn #18	36,837	30	35,403	31		
	-----		-----			
	42,125		39,328		81,453	3,178,343

	November Barrels	November Days	December Barrels	December Days	Bi-Monthly Total	Cumulative Total
GRANT CANYON FIELD: FIRST PRODUCTION - SEPTEMBER, 1983						
Apache Corporation						
Grant Canyon #3	0	0	0	0		
Grant Canyon #7	616	30	385	21		
Grant Canyon #9	26,737	30	25,515	31		
Grant Canyon #22-21	N/A		3,667	31		
	27,353		29,567		56,920	19,304,244
SPENCER FEDERAL LEASE: PRODUCTION - MAY, 1986						86
KATE SPRING FIELD: FIRST PRODUCTION - JANUARY, 1986						
Western General, Inc.						
Kate Spring #1	300	6	300	6		
Kate Spring #1A	5,221	24	5,610	25		
Kate Spring #1C	900	30	900	31		
Taylor Federal #1	1,439	30	1,515	31		
Taylor Federal #2	0	0	0	0		
	7,860		8,325		16,185	
Apache Corporation						
Kate Spring #12-2	3,241	30	3,302	31	6,543	
TOTAL	11,101		11,627		22,728	1,383,287
TOMERA RANCH FIELD: FIRST PRODUCTION - DECEMBER, 1987						
J.R. Bacon Drilling, Inc.						
Tomera Ranch 33-1	0	0	0	0	0	
Foreland Corporation						
Foreland-S Pacific 1-5R	131	30	152	31	283	16,585
NORTH WILLOW CREEK: FIRST PRODUCTION - APRIL, 1988						
Foreland Corporation						
Foreland-S Pacific 1-27	0	0	0	0		
Foreland-S Pacific 5-27	0	0	0	0		
Foreland-S Pacific 6-27	1,083	25	368	17		
TOTAL	1,083		368		1,451	27,446
THREE BAR FIELD: FIRST PRODUCTION - MARCH, 1990						
Trail Mountain, Inc.						
Three Bar 25-A	0	0	0	0		
Three Bar #5	157	30	149	31		
TOTAL	157		149		306	23,612

	November Barrels	November Days	December Barrels	December Days	Bi-Monthly Total	Cumulative Total
SANS SPRING FIELD: FIRST PRODUCTION - MARCH, 1993						
CENEX						
Federal 5-14	7,868	30	6,767	31		
Federal 12-14	0	0	0	0		
TOTAL	7,868		6,767		14,635	69,478

NEVADA GAS PRODUCTION NOVEMBER/DECEMBER, 1991

KATE SPRING FIELD: FIRST PRODUCTION - NOVEMBER, 1988

	November MCF	December MCF	Bi-Monthly Total	Cumulative Total
Apache Corporation	783	757	1,540	
Western General	813	861	1,674	
Total	1,596	1,618	3,214	225,563

SUMMARY: NEVADA OIL AND GAS PRODUCTION

Nov. Oil Production	122,411			
Dec. Oil Production		123,046		
Bi-Monthly Total			245,457	
Cumulative Nevada Oil Production (1954-Present)				39,611,432
Nov. Gas Production	1,596			
Dec. Gas Production		1,618		
Bi-Monthly Total			3,214	
Cumulative Nevada Gas Production (1988-Present)				225,563

Remarks: Please note that Apache Corporation's Grant Canyon field had a new producing well go on-line in December, 1994, - the Grant Canyon #22-21.

* Please note that the Eagle Springs field cumulative total has been increased by a total of 7,432 bbls. This amended total reflects oil produced by Draycutt Corporation in December, 1992, - 3,038 bbls; January, 1993, - 3,243 bbls; a 1,151 bbls produced by Eagle Springs Production Ltd. (Draycutt's successor) testing downhole equipment and facilities in September, 1993.

** Please note that the Trap Springs field cumulative total has been decreased total of 118 bbls. This amended total reflects corrected production figure submitted by Apache Corporation for March, 1990.

*** Please note that the Bacon Flat field cumulative total has been decreased by total of 6 bbls. This amended total reflects corrected production reports submitted by Balcron Oil for the months of November, 1992, and April, 1993.