

1992

### NEVADA OIL PATCH

Briefing from the Department of Minerals  
January/February, 1992

#### Production Summary

Total Nevada oil production for the period: 487,631 bbls  
Production for the same period last year: 648,739 bbls

#### Permitting

Permits to drill issued by NDOM in the period: 6  
Permits issued for the same period last year: 7

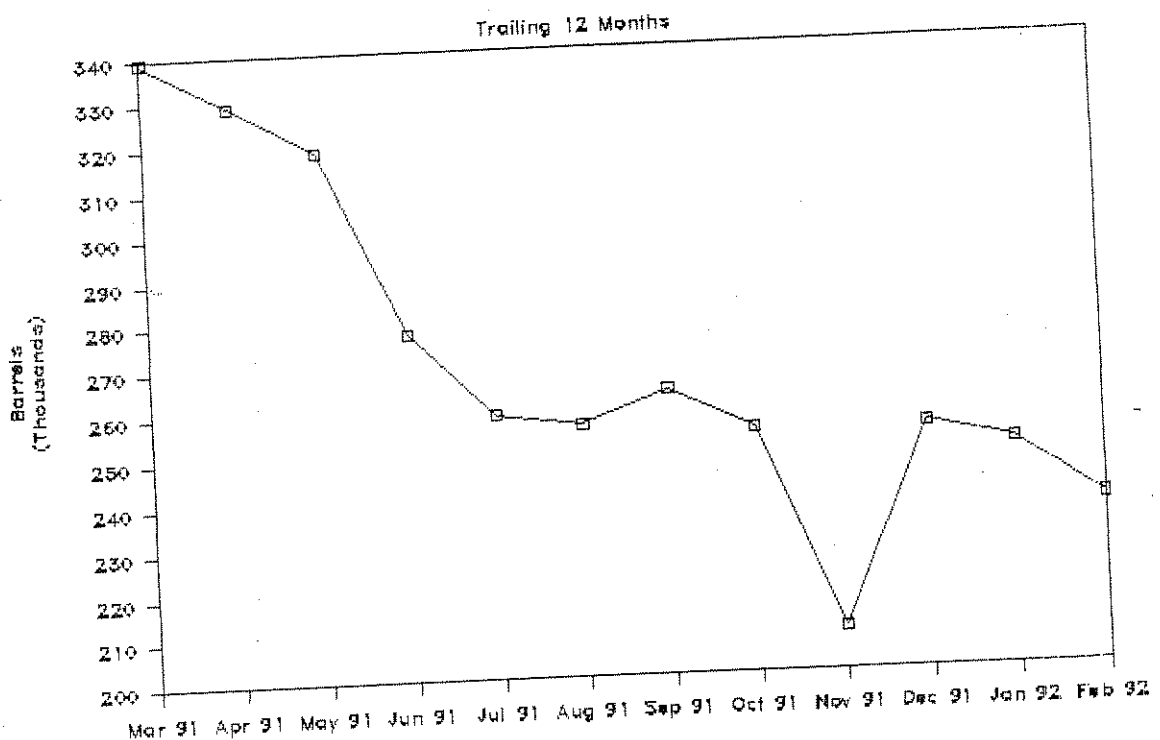
#### Rig Count

Rotary rigs operating during the period (peak): 2  
Rotary rigs operating same period last year (peak): 2

#### Wells Drilled or Drilling During the Period

Balcron Oil - Balcron Bacon Flat #24-17  
Foreland Corporation - Re-entry of S.P. Land Co. #1-27

### NEVADA OIL PRODUCTION





BOB MILLER  
Governor

STATE OF NEVADA  
DEPARTMENT OF MINERALS

400 W. King Street, Suite 106  
Carson City, Nevada 89710  
(702) 687-5050  
Fax (702) 687-3957

Las Vegas Branch  
4220 S. Maryland Pkwy.  
Suite 304  
Las Vegas, Nevada 89119  
(702) 486-7250  
Fax (702) 486-7252

RUSSELL A. FIELDS  
Executive Director

NEVADA OIL PRODUCTION JANUARY/FEBRUARY, 1992

	January		February		Bi-Monthly Total	Cumulative Total
	Barrels	Days	Barrels	Days		
EAGLE SPRINGS FIELD: FIRST PRODUCTION - MARCH, 1954						
Kanowa Petroleum Inc.						
15-35	74	15	213	27		
35-35	22	22	46	5		
62-35	0	0	0	0		
	96		259		355	
Draycutt Corporation						
1-36	0	0	0	0		
5-36	1,432	31	1,429	21		
43-36	0	0	0	0		
73-35	1,085	31	1,016	29		
74-35	250	10	0	0		
84-35	476	16	418	15		
	3,243		2,863		6,106	
TOTAL	3,339		3,122		6,461	4,035,774

TRAP SPRINGS FIELD: FIRST PRODUCTION - NOVEMBER, 1976

Makoil, Inc.						
24-1 Zuspenn	0	0	0	0		
24-3 Zuspenn	0	0	0	0		
13-21 Britton	0	0	0	0		
12-23 Munson Ranch	292	31	223	29		
12-24 Munson Ranch	426	31	424	29		
12-32 Munson Ranch	7,484	31	7,338	29		
12-33 Munson Ranch	182	31	168	29		
12-34 Munson Ranch	1,780	31	1,757	29		
12-42 Munson Ranch	204	30	111	27		
12-44X Munson Ranch	120	17	108	16		
13-11 Munson Ranch	5,522	31	3,382	29		
13-14 Munson Ranch	564	31	584	25		
13-24 Munson Ranch	0	0	0	0		
13-31 Munson Ranch	887	31	859	29		
13-32 Munson Ranch	424	31	398	29		
13-33 Munson Ranch	0	0	0	0		
13-41X Munson Ranch	902	31	862	29		
13-42 Munson Ranch	470	31	444	29		
14-23 Munson Ranch	566	31	519	29		
14-24 Munson Ranch	102	18	193	29		
14-32 Munson Ranch	1,247	31	1,172	29		
14-34 Munson Ranch	296	31	264	29		
14-34X Munson Ranch	484	31	203	28		
14-41 Munson Ranch	3,961	31	3,111	22		
14-44 Munson Ranch	4,800	31	4,455	29		
J.N. Federal #1	0	0	0	0		
	30,713		26,575		57,288	

	January Barrels	January Days	February Barrels	February Days	Bi-Monthly Total	Cumulative Total
J.R. Bacon Drilling						
Munson Ranch #13-1	692	31	629	29		
Munson Ranch #13-45	992	31	919	29		
Munson Ranch #13-46	92	5	145	8		
Munson Ranch #14-33	231	31	218	29		
Munson Ranch #14-42	1,784	31	1,739	29		
Munson Ranch #14-49	92	4	314	29		
Munson Ranch #14-49X	207	31	194	29		
	3,998		4,158		8,156	
Apache Corporation						
2 Trap Spring	3,930	31	3,265	29		
3 Trap Spring	2,472	20	2,621	29		
8 Trap Spring	351	31	204	29		
9 Trap Spring	2,890	31	2,296	29		
16 Trap Spring	0	0	0	0		
19 Trap Spring	2,664	31	2,349	29		
23-41 Trap Spring	778	31	593	29		
	13,085		11,328		24,413	
David M. Evans, Inc.						
12-13 Trap Spring	0	0	0	0	0	
TOTAL	47,796		42,061		89,857	10,022,136
CARRANT FIELD: FIRST PRODUCTION - FEBRUARY, 1976						641
BACON FLAT FIELD: FIRST PRODUCTION - JULY, 1981						
Apache Corporation						
Bacon Flat #1	0	0	0	0	0	314,660
DUCKWATER CREEK FIELD: FIRST PRODUCTION - MAY, 1990						
Makoil, Inc.						
Duckwater Creek 19-11	214	26	230	28	444	7,729
BLACKBURN FIELD: FIRST PRODUCTION - APRIL, 1982						
Petroleum Corp. of Nevada						
Blackburn #3	3,200	31	3,310	28		
Blackburn #10	852	31	491	17		
Blackburn #14	4,638	31	4,130	28		
Blackburn #16	7,064	31	6,716	28		
	15,754		14,647		30,401	2,377,168
GRANT CANYON FIELD: FIRST PRODUCTION - SEPTEMBER, 1983						
Apache Corporation						
Grant Canyon #3	61,879	31	56,325	29		
Grant Canyon #4	0	0	0	0		
Grant Canyon #7	100,702	31	101,939	29		
	162,581		158,264		320,845	16,629,324

	January Barrels	January Days	February Barrels	February Days	Bi-Monthly Total	Cumulative Total
SPENCER FEDERAL LEASE: PRODUCTION - MAY, 1986						86
KATE SPRING FIELD: FIRST PRODUCTION - JANUARY, 1986						
Western General, Inc.						
Kate Spring #1	0	0	390	3		
Kate Spring #1A	9,236	31	8,076	26		
Kate Spring #1C	1,395	31	1,015	29		
Taylor Federal #1	1,533	21	1,674	29		
Taylor Federal #2	0	0	842	19		
	12,164		11,997		24,161	
Apache Corporation						
Kate Spring #12-2	7,037	31	6,377	29	13,414	
TOTAL	19,201		18,374		37,575	1,067,279
TOMERA RANCH FIELD: FIRST PRODUCTION - DECEMBER, 1987						
J.R. Bacon Drilling, Inc.						
Tomera Ranch 33-1	0	0	0	0	0	
Foreland Corporation						
Foreland-S Pacific 1-5	200	21	0	0	200	12,350
NORTH WILLOW CREEK: FIRST PRODUCTION - APRIL, 1988						
Foreland Corporation						
Foreland-S Pacific 1-27	1,076	17	606	24	1,682	20,709
THREE BAR FIELD: FIRST PRODUCTION - MARCH, 1990						
The Gary-Williams Company						
Three Bar 25-A	156	3	10	1	166	21,451
NEVADA GAS PRODUCTION NOVEMBER/DECEMBER, 1991						
KATE SPRING FIELD: FIRST PRODUCTION - NOVEMBER, 1988						
	January MCF		February MCF		Bi-Monthly Total	Cumulative Total
Apache Corporation	1,682		1,603		3,285	
Western General	1,226		1,254		2,480	
Total	2,908		2,857		5,765	180,913

SUMMARY: NEVADA OIL AND GAS PRODUCTION

January Oil Production	250,317		
February Oil Production		237,314	
Bi-Monthly Total			487,631
Cumulative Nevada Oil Production (1954-Present)			34,509,307
January Gas Production	2,908		
February Gas Production		2,857	
Bi-Monthly Total			5,765
Cumulative Nevada Gas Production (1988-Present)			180,913

Remarks:

## NEVADA OIL PATCH

Briefing from the Department of Minerals  
March/April, 1992

### Production Summary

Total Nevada oil production for the period: 523,012 bbls  
Production for the same period last year: 668,713 bbls

### Permitting

Permits to drill issued by NDOM in the period: 9  
Permits issued for the same period last year: 7

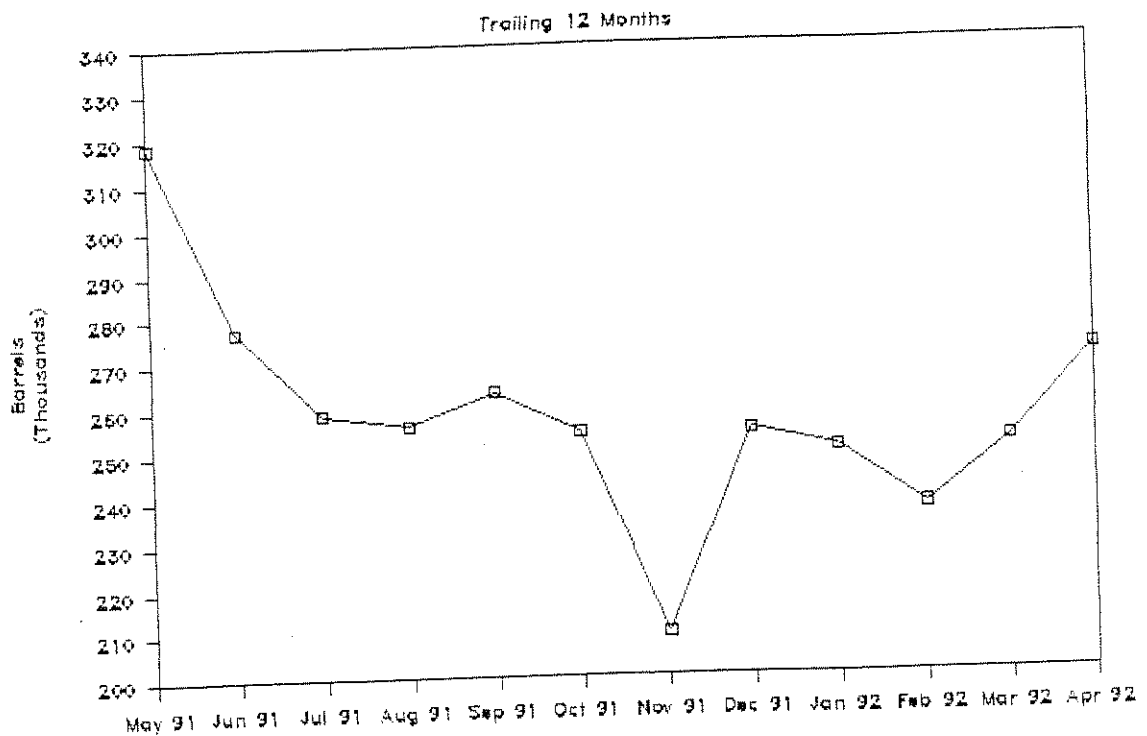
### Rig Count

Rotary rigs operating during the period (peak): 2  
Rotary rigs operating same period last year (peak): 2

### Wells Drilled or Drilling During the Period

Apache Corporation - Bacon Flat Federal #42-20  
Apache Corporation - Grant Canyon #9  
Makoil, Inc. - 13-21X

## NEVADA OIL PRODUCTION





BOB MILLER  
Governor

STATE OF NEVADA  
DEPARTMENT OF MINERALS

400 W. King Street, Suite 106  
Carson City, Nevada 89710  
(702) 687-5050

Fax (702) 687-3957

Las Vegas Branch  
4220 S. Maryland Pkwy.  
Suite 304  
Las Vegas, Nevada 89119  
(702) 486-7250  
Fax (702) 486-7252

RUSSELL A. FIELDS  
Executive Director

NEVADA OIL PRODUCTION MARCH/APRIL, 1992

	March		April		Bi-Monthly	Cumulative
	Barrels	Days	Barrels	Days	Total	Total
<b>EAGLE SPRINGS FIELD: FIRST PRODUCTION - MARCH, 1954</b>						
Kanowa Petroleum Inc.						
15-35	379	28	415	30		
35-35	129	8	249	12		
62-35	0	0	0	0		
	-----		-----			
	508		664		1,172	
Draycutt Corporation						
1-36	0	0	0	0		
5-36	707	14	651	12		
43-36	150	10	225	15		
73-35	675	16	1,169	20		
74-35	0	0	0	0		
84-35	401	16	550	22		
	-----		-----			
	1,933		2,595		4,528	
TOTAL	2,441		3,259		5,700	4,041,474

**TRAP SPRINGS FIELD: FIRST PRODUCTION - NOVEMBER, 1976**

Makoil, Inc.						
24-1 Zuspenn	0	0	0	0		
24-3 Zuspenn	0	0	0	0		
13-21 Britton	0	0	0	0		
12-23 Munson Ranch	213	31	214	30		
12-24 Munson Ranch	484	31	465	30		
12-32 Munson Ranch	8,505	29	9,847	29		
12-33 Munson Ranch	178	26	215	30		
12-34 Munson Ranch	2,021	31	2,085	30		
12-42 Munson Ranch	158	31	148	30		
12-44X Munson Ranch	152	31	148	30		
13-11 Munson Ranch	2,961	31	2,521	30		
13-14 Munson Ranch	781	30	674	30		
13-24 Munson Ranch	202	26	74	28		
13-31 Munson Ranch	911	31	1,011	30		
13-32 Munson Ranch	427	31	459	29		
13-33 Munson Ranch	179	15	167	30		
13-41X Munson Ranch	905	31	870	30		
13-42 Munson Ranch	493	31	471	30		
14-23 Munson Ranch	531	31	473	30		
14-24 Munson Ranch	254	31	238	29		
14-32 Munson Ranch	1,255	31	1,209	30		
14-34 Munson Ranch	212	24	297	30		
14-34X Munson Ranch	178	31	197	26		
14-41 Munson Ranch	4,119	31	3,077	30		
14-44 Munson Ranch	4,749	31	4,652	29		
J.N. Federal #1	0	0	0	0		
	-----		-----			
	29,868		29,512		59,380	

	Barrels	March Days	Barrels	April Days	Bi-Monthly Total	Cumulative Total
J.R. Bacon Drilling						
Munson Ranch #13-1	676	31	609	30		
Munson Ranch #13-45	958	31	819	30		
Munson Ranch #13-46	0	0	0	0		
Munson Ranch #14-33	233	31	357	27		
Munson Ranch #14-42	1,858	31	1,771	30		
Munson Ranch #14-49	256	31	168	30		
Munson Ranch #14-49X	209	31	146	30		
	4,190		3,870		8,060	
Apache Corporation						
2 Trap Spring	3,396	31	3,004	30		
3 Trap Spring	2,827	29	2,477	27		
8 Trap Spring	349	31	313	30		
9 Trap Spring	2,931	31	3,336	30		
16 Trap Spring	478	30	443	30		
19 Trap Spring	2,467	31	2,123	30		
23-41 Trap Spring	736	31	692	30		
	13,184		12,388		25,572	
David M. Evans, Inc. 12-13 Trap Spring	0	0	0	0	0	
TOTAL	47,242		45,770		93,012	10,115,148
CARRANT FIELD: FIRST PRODUCTION - FEBRUARY, 1976						641
BACON FLAT FIELD: FIRST PRODUCTION - JULY, 1981						
Apache Corporation Bacon Flat #1	0	0	0	0	0	314,660
DUCKWATER CREEK FIELD: FIRST PRODUCTION - MAY, 1990						
Makoil, Inc. Duckwater Creek 19-11	270	31	247	30	517	8,246
BLACKBURN FIELD: FIRST PRODUCTION - APRIL, 1982						
Petroleum Corp. of Nevada						
Blackburn #3	3,304	31	3,198	29		
Blackburn #10	1,070	22	991	30		
Blackburn #14	4,347	31	4,072	30		
Blackburn #16	7,231	31	7,070	30		
	15,952		15,331		31,283	2,408,451
GRANT CANYON FIELD: FIRST PRODUCTION - SEPTEMBER, 1983						
Apache Corporation						
Grant Canyon #3	58,363	31	66,658	30		
Grant Canyon #7	107,537	31	106,705	30		
Grant Canyon #9	0	0	14,631	7		
	165,900		187,994		353,894	16,983,218



	March Barrels	March Days	April Barrels	April Days	Bi-Monthly Total	Cumulative Total
SPENCER FEDERAL LEASE: PRODUCTION - MAY, 1986						
KATE SPRING FIELD: FIRST PRODUCTION - JANUARY, 1986						
Western General, Inc.						
Kate Spring #1	750	5	550	5		
Kate Spring #1A	9,446	26	8,802	25		
Kate Spring #1C	900	31	960	30		
Taylor Federal #1	1,396	31	1,904	30		
Taylor Federal #2	284	15	239	15		
	12,776		12,455		25,231	
Apache Corporation						
Kate Spring #12-2	6,547	31	5,996	30	12,543	
TOTAL	19,323		18,451		37,774	1,105,053

TOMERA RANCH FIELD: FIRST PRODUCTION - DECEMBER, 1987						
J.R. Bacon Drilling, Inc.						
Tomera Ranch 33-1	0	0	0	0	0	
Foreland Corporation						
Foreland-S Pacific 1-5	0	0	0	0	0	12,350

NORTH WILLOW CREEK: FIRST PRODUCTION - APRIL, 1988						
Foreland Corporation						
Foreland-S Pacific 1-27	421	25	403	29	824	21,533

THREE BAR FIELD: FIRST PRODUCTION - MARCH, 1990						
The Gary-Williams Company						
Three Bar 25-A	8	2	0	0	8	21,459

NEVADA GAS PRODUCTION NOVEMBER/DECEMBER, 1991

KATE SPRING FIELD: FIRST PRODUCTION - NOVEMBER, 1988						
	March MCF		April MCF		Bi-Monthly Total	Cumulative Total
Apache Corporation	1,637		1,478		3,115	
Western General	1,291		1,282		2,573	
Total	2,928		2,760		5,688	186,601

SUMMARY: NEVADA OIL AND GAS PRODUCTION

March Oil Production	251,557			
April Oil Production		271,455		
Bi-Monthly Total			523,012	
Cumulative Nevada Oil Production (1954-Present)				35,032,319
March Gas Production	2,928			
April Gas Production		2,760		
Bi-Monthly Total			5,688	
Cumulative Nevada Gas Production (1988-Present)				186,601

Remarks:

# NEVADA OIL PATCH

Briefing from the Department of Minerals  
May/June, 1992

## Production Summary

Total Nevada oil production for the period: 621,172 bbls  
Production for the same period last year: 595,917 bbls

## Permitting

Permits to drill issued by NDOM in the period: 8  
Permits issued for the same period last year: 5

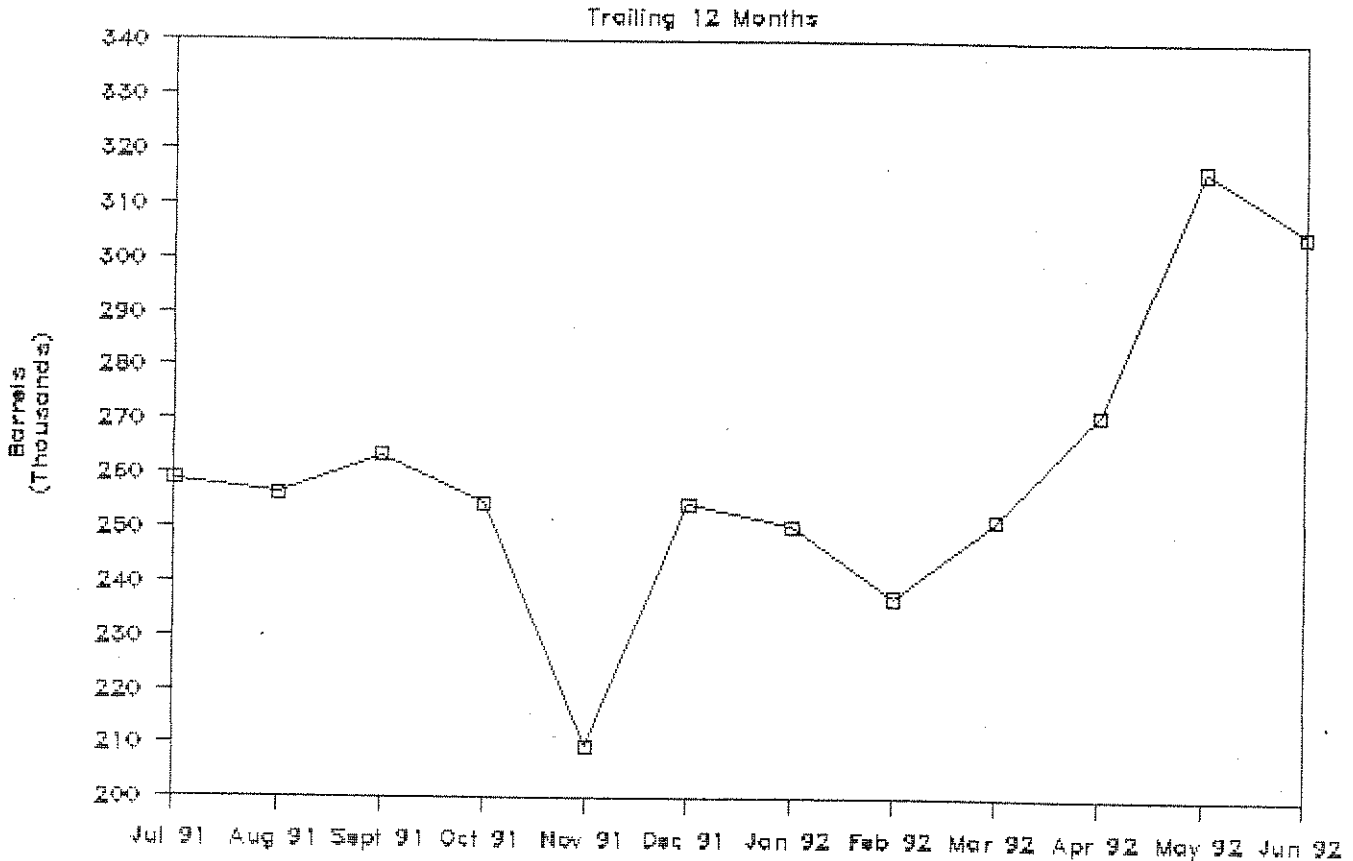
## Rig Count

Rotary rigs operating during the period (peak): 3  
Rotary rigs operating same period last year (peak): 3

## Wells Drilled or Drilling During the Period

- Makoil, Inc. - Munson Ranch #13-21X
- EP Operating - Stagecoach Federal #17-1
- Pioneer Oil and Gas - Yankee Mine Unit #27-23
- Foreland Corporation - S.P. Land Co. #1-5R
- Cenex - Federal #5-7
- The Anschutz Corporation - Buck Mountain #36-1

## NEVADA OIL PRODUCTION





BOB MILLER  
Governor

STATE OF NEVADA  
DEPARTMENT OF MINERALS

400 W. King Street, Suite 106  
Carson City, Nevada 89710  
(702) 687-5050  
Fax (702) 687-3957

Las Vegas Branch  
4220 S. Maryland Pkwy.  
Suite 304  
Las Vegas, Nevada 89119  
(702) 486-7250  
Fax (702) 486-7252

RUSSELL A. FIELDS  
Executive Director

NEVADA OIL PRODUCTION MAY/JUNE, 1992

	May		June		Bi-Monthly	Cumulative
	Barrels	Days	Barrels	Days	Total	Total
EAGLE SPRINGS FIELD: FIRST PRODUCTION - MARCH, 1954						
Kanowa Petroleum Inc.						
15-35	261	30	205	30		
35-35	94	5	258	12		
62-35	0	0	0	0		
	355		463		818	
Draycutt Corporation						
1-36	0	0	0	0		
5-36	1,733	31	1,646	30		
43-36	682	31	448	30		
73-35	1,633	31	1,021	25		
74-35	0	0	396	14		
84-35	620	31	306	15		
	4,668		3,817		8,485	
TOTAL	5,023		4,280		9,303	4,050,777

TRAP SPRINGS FIELD: FIRST PRODUCTION - NOVEMBER, 1976

Makoi Inc.						
2-1 Zuspenn	0	0	0	0		
4-3 Zuspenn	0	0	0	0		
3-21 Britton	0	0	0	0		
12-23 Munson Ranch	183	30	180	30		
12-24 Munson Ranch	484	31	420	30		
12-32 Munson Ranch	10,648	30	7,899	28		
12-33 Munson Ranch	231	31	187	30		
12-34 Munson Ranch	2,085	31	1,709	30		
12-42 Munson Ranch	149	31	147	30		
12-44X Munson Ranch	149	31	147	30		
13-11 Munson Ranch	2,358	31	1,710	30		
13-14 Munson Ranch	597	31	363	30		
13-21X Munson Ranch	N/A	N/A	672	10		
13-24 Munson Ranch	61	31	51	26		
13-31 Munson Ranch	909	31	803	30		
13-32 Munson Ranch	543	27	536	30		
13-33 Munson Ranch	135	31	117	26		
13-41X Munson Ranch	886	31	858	30		
13-42 Munson Ranch	464	31	448	30		
14-23 Munson Ranch	449	31	447	30		
14-24 Munson Ranch	238	31	107	15		
14-32 Munson Ranch	1,184	31	1,182	30		
14-34 Munson Ranch	239	31	265	30		
14-34X Munson Ranch	189	31	183	30		
14-41 Munson Ranch	2,676	31	2,593	27		
14-44 Munson Ranch	4,778	31	4,602	30		
J.N. Federal #1	0	0	0	0		

29,635

25,626

55,261

	May	June	Bi-Monthly	Cumulative
	Barrels	Days	Barrels	Days
			Total	Total
J.R. Bacon Drilling				
Munson Ranch #13-1	780	31	606	30
Munson Ranch #13-45	70	2	844	30
Munson Ranch #13-46	20	1	22	1
Munson Ranch #14-33	494	31	303	30
Munson Ranch #14-42	1,858	31	1,765	30
Munson Ranch #14-49	248	31	194	30
Munson Ranch #14-49X	230	31	194	30
	3,700		3,928	
				7,628
Apache Corporation				
2 Trap Spring	3,381	31	3,559	30
3 Trap Spring	0	0	318	3
8 Trap Spring	360	31	366	30
9 Trap Spring	3,668	31	4,003	30
16 Trap Spring	510	31	449	26
19 Trap Spring	2,335	31	2,547	30
23-41 Trap Spring	817	31	790	30
	11,071		12,032	
				23,103
David M. Evans, Inc.				
12-13 Trap Spring	0	0	0	0
TOTAL	44,406		41,586	
				85,992
				10,201,140

CURRENT FIELD: FIRST PRODUCTION - FEBRUARY, 1976 641

BACON FLAT FIELD: FIRST PRODUCTION - JULY, 1981

Apache Corporation				
Bacon Flat #1	0	0	0	0
				314,660

DUCKWATER CREEK FIELD: FIRST PRODUCTION - MAY, 1990

Makoil, Inc.				
Duckwater Creek 19-11	249	31	247	30
				496
				8,742

BLACKBURN FIELD: FIRST PRODUCTION - APRIL, 1982

Petroleum Corp. of Nevada				
Blackburn #3	3,306	30	3,047	29
Blackburn #10	913	31	905	30
Blackburn #14	4,120	31	4,024	30
Blackburn #16	7,106	31	6,731	30
	15,445		14,707	
				30,152
				2,438,603

GRANT CANYON FIELD: FIRST PRODUCTION - SEPTEMBER, 1983

Apache Corporation				
Grant Canyon #3	44,961	31	4,390	5
Grant Canyon #7	106,304	31	102,245	30
Grant Canyon #9	81,093	0	120,086	30
	232,358		226,721	
				459,079
				17,442,297

	May Barrels	Days	June Barrels	Days	Bi-Monthly Total	Cumulative Total
SPENCER FEDERAL LEASE: PRODUCTION - MAY, 1986						
KATE SPRING FIELD: FIRST PRODUCTION - JANUARY, 1986						
Western General, Inc.						
Kate Spring #1	750	5	750	9		
Kate Spring #1A	8,534	26	8,229	21		
Kate Spring #1C	1,054	31	1,054	30		
Taylor Federal #1	2,131	31	2,054	30		
Taylor Federal #2	270	15	292	11		
	12,739		12,379		25,118	
Apache Corporation						
Kate Spring #12-2	5,645	31	4,508	30	10,153	
TOTAL	18,384		16,887		35,271	1,140,324
TOMERA RANCH FIELD: FIRST PRODUCTION - DECEMBER, 1987						
J.R. Bacon Drilling, Inc.						
Tomera Ranch 33-1	0	0	0	0	0	
Foreland Corporation						
Foreland-S Pacific 1-5	0	0	0	0	0	12,350
NORTH WILLOW CREEK: FIRST PRODUCTION - APRIL, 1988						
Foreland Corporation						
Foreland-S Pacific 1-27	363	19	328	11	691	22,234
THREE BAR FIELD: FIRST PRODUCTION - MARCH, 1990						
Trail Mountain, Inc.						
Three Bar 25-A	188	17	0	0	188	21,647
NEVADA GAS PRODUCTION NOVEMBER/DECEMBER, 1991						
KATE SPRING FIELD: FIRST PRODUCTION - NOVEMBER, 1988						
	May MCF		June MCF		Bi-Monthly Total	Cumulative Total
Apache Corporation	1,341		1,130		2,471	
Western General	1,329		1,284		2,613	
Total	2,670		2,414		5,084	191,685

SUMMARY: NEVADA OIL AND GAS PRODUCTION

ay Oil Production	316,416			
une Oil Production		304,756		
i-Monthly Total			621,172	
umulative Nevada Oil Production (1954-Present)				35,653,491
ay Gas Production	2,670			
une Gas Production		2,414		
i-Monthly Total			5,084	
umulative Nevada Gas Production (1988-Present)				191,685

emarks:

# NEVADA OIL PATCH

Briefing from the Department of Minerals  
July/August, 1992

## Production Summary

Total Nevada oil production for the period: 643,840 bbls  
Production for the same period last year: 515,205 bbls

## Permitting

Permits to drill issued by NDOM in the period: 4  
Permits issued for the same period last year: 1

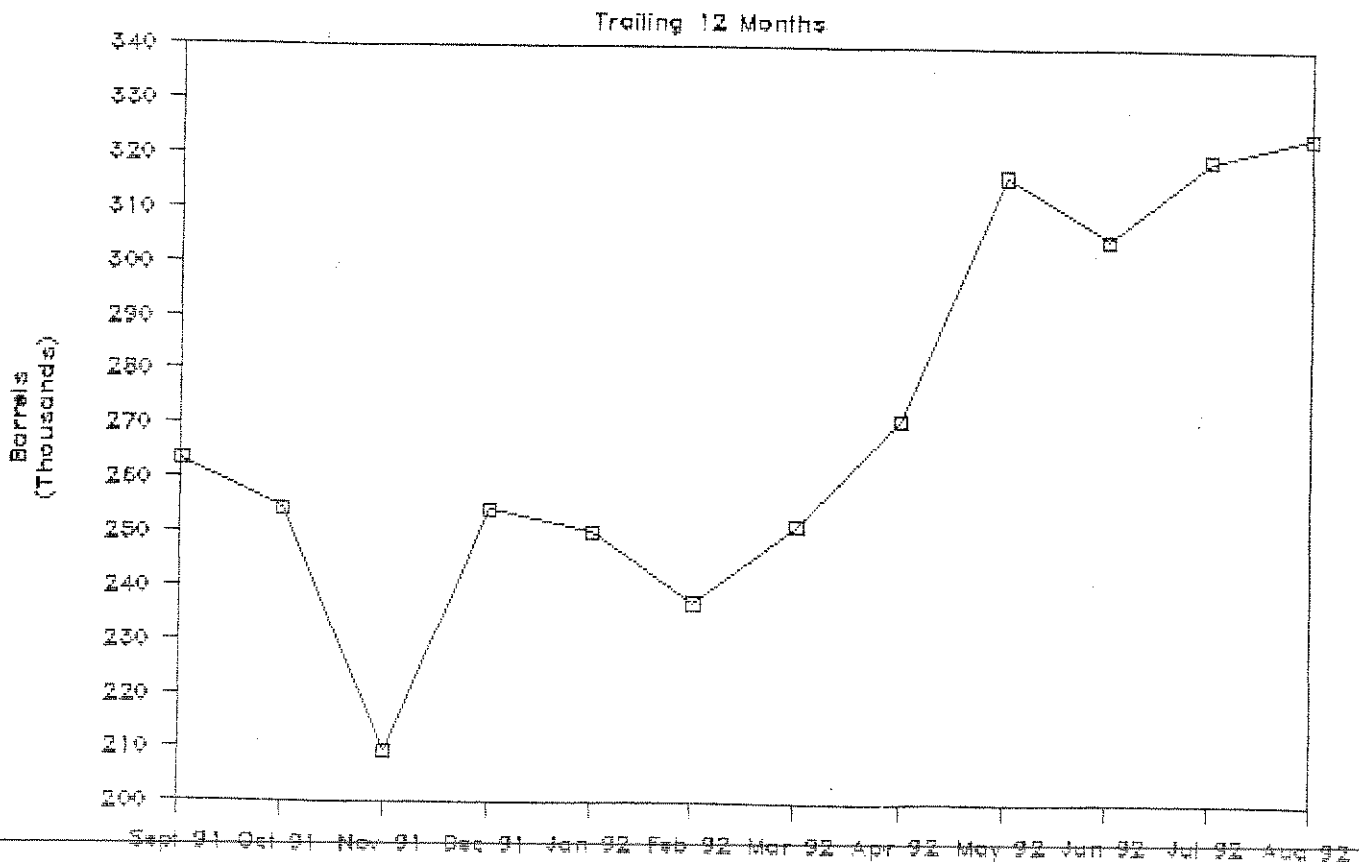
## Rig Count

Rotary rigs operating during the period (peak): 3  
Rotary rigs operating same period last year (peak): 2

## Wells Drilled or Drilling During the Period

Balcron Oil - Bacon Flat #23-17  
Pioneer Oil and Gas - Yankee Mine Unit #27-23X  
Cenex - Federal #5-7  
The Anschutz Corporation - Buck Mountain #36-1  
Trail Mountain - Three Bar Unit #25-7D

## NEVADA OIL PRODUCTION







BOB MILLER  
Governor

STATE OF NEVADA  
DEPARTMENT OF MINERALS

400 W. King Street, Suite 106  
Carson City, Nevada 89710  
(702) 687-5050

Fax (702) 687-3957

Las Vegas Branch  
4220 S. Maryland Pkwy.  
Suite 304  
Las Vegas, Nevada 89119  
(702) 486-7250  
Fax (702) 486-7252

RUSSELL A. FIELDS  
Executive Director

NEVADA OIL PRODUCTION JULY/AUGUST, 1992

	July Barrels	Days	August Barrels	Days	Bi-Monthly Total	Cumulative Total
EAGLE SPRINGS FIELD: FIRST PRODUCTION - MARCH, 1954						
Kanowa Petroleum Inc.						
15-35	228	25	241	30		
35-35	286	15	241	30		
62-35	0	0	0	0		
	514		482		996	
Draycutt Corporation						
1-36	0	0	0	0		
5-36	1,366	29	1,449	31		
43-36	522	29	465	31		
73-35	745	23	1,085	31		
74-35	575	23	663	31		
84-35	580	29	465	31		
	3,788		4,127		7,915	
TOTAL	4,302		4,609		8,911	4,059,688

TRAP SPRINGS FIELD: FIRST PRODUCTION - NOVEMBER, 1976

Makoil, Inc.						
24-1 Zuspenn	0	0	0	0		
24-3 Zuspenn	0	0	0	0		
13-21 Britton	0	0	0	0		
12-23 Munson Ranch	193	31	116	19		
12-24 Munson Ranch	459	31	443	31		
12-32 Munson Ranch	8,000	31	15,511	29		
12-33 Munson Ranch	239	31	233	31		
12-34 Munson Ranch	1,760	31	1,647	29		
12-42 Munson Ranch	152	31	152	31		
12-44X Munson Ranch	152	31	152	31		
13-11 Munson Ranch	1,752	25	1,392	31		
13-14 Munson Ranch	362	31	364	31		
13-21X Munson Ranch	494	8	130	7		
13-24 Munson Ranch	61	31	41	21		
13-31 Munson Ranch	835	31	822	31		
13-32 Munson Ranch	545	31	545	31		
13-33 Munson Ranch	152	31	152	31		
13-41X Munson Ranch	895	31	893	31		
13-42 Munson Ranch	457	31	468	31		
14-23 Munson Ranch	448	31	450	31		
14-24 Munson Ranch	0	0	0	0		
14-32 Munson Ranch	1,228	31	1,230	31		
14-34 Munson Ranch	238	31	232	31		
14-34X Munson Ranch	184	31	182	31		
14-41 Munson Ranch	2,735	31	2,297	26		
14-44 Munson Ranch	4,931	31	4,893	31		
J.N. Federal #1	0	0	0	0		
	26,272		32,345		58,617	

	July		August		Bi-Monthly	Cumulative
	Barrels	Days	Barrels	Days	Total	Total
-----						
J.R. Bacon Drilling						
Munson Ranch #13-1	641	31	651	28		
Munson Ranch #13-45	724	31	652	31		
Munson Ranch #13-46	0	0	0	0		
Munson Ranch #14-33	342	24	433	31		
Munson Ranch #14-42	1,857	31	2,322	31		
Munson Ranch #14-49	214	31	218	31		
Munson Ranch #14-49X	214	31	217	31		
	-----		-----			
	3,992		4,493		8,485	
Apache Corporation						
2 Trap Spring	3,162	31	3,497	31		
3 Trap Spring	4,098	31	3,050	31		
8 Trap Spring	327	31	320	31		
9 Trap Spring	3,067	31	3,649	31		
16 Trap Spring	463	31	375	25		
19 Trap Spring	2,542	31	2,510	31		
23-41 Trap Spring	688	31	704	31		
	-----		-----			
	14,347		14,105		28,452	
David M. Evans, Inc.						
12-13 Trap Spring	0	0	0	0	0	
TOTAL	44,611		50,943		95,554	10,296,694
-----						
CURRANT FIELD: FIRST PRODUCTION - FEBRUARY, 1976						641
-----						
BACON FLAT FIELD: FIRST PRODUCTION - JULY, 1981						
Apache Corporation						
Bacon Flat #1	0	0	0	0	0	314,660
-----						
DUCKWATER CREEK FIELD: FIRST PRODUCTION - MAY, 1990						
Makoil, Inc.						
Duckwater Creek 19-11	271	31	201	24	472	9,214
-----						
BLACKBURN FIELD: FIRST PRODUCTION - APRIL, 1982						
Petroleum Corp. of Nevada						
Blackburn #3	3,098	31	2,946	31		
Blackburn #10	907	31	846	31		
Blackburn #14	4,045	31	4,109	31		
Blackburn #16	6,731	31	6,603	31		
	-----		-----			
	14,781		14,504		29,285	2,467,888
-----						
GRANT CANYON FIELD: FIRST PRODUCTION - SEPTEMBER, 1983						
Apache Corporation						
Grant Canyon #3	0	0	0	0		
Grant Canyon #7	104,220	31	104,454	31		
Grant Canyon #9	133,223	31	132,333	31		
	-----		-----			
	237,443		236,787		474,230	17,916,527
-----						

	July Barrels	July Days	August Barrels	August Days	Bi-Monthly Total	Cumulative Total
SPENCER FEDERAL LEASE: PRODUCTION - MAY, 1986						
KATE SPRING FIELD: FIRST PRODUCTION - JANUARY, 1986						
Western General, Inc.						
Kate Spring #1	500	5	500	5		
Kate Spring #1A	8,305	26	8,473	26		
Kate Spring #1C	600	21	506	22		
Taylor Federal #1	2,405	31	2,075	30		
Taylor Federal #2	419	9	216	9		
	12,229		11,770		23,999	
Apache Corporation						
Kate Spring #12-2	5,001	31	4,437	31	9,438	
TOTAL	17,230		16,207		33,437	1,173,761

TOMERA RANCH FIELD: FIRST PRODUCTION - DECEMBER, 1987						
J.R. Bacon Drilling, Inc.						
Tomera Ranch 33-1	595	18	274	31	869	
Foreland Corporation						
Foreland-5 Pacific 1-5R	240	24	242	31	482	13,701

NORTH WILLOW CREEK: FIRST PRODUCTION - APRIL, 1988						
Foreland Corporation						
Foreland-5 Pacific 1-27	310	12	290	10	600	22,824

THREE BAR FIELD: FIRST PRODUCTION - MARCH, 1990						
Trail Mountain, Inc.						
Three Bar 25-A	0	0	0	0	0	21,647

NEVADA GAS PRODUCTION NOVEMBER/DECEMBER, 1991

KATE SPRING FIELD: FIRST PRODUCTION - NOVEMBER, 1988

	July MCF	August MCF	Bi-Monthly Total	Cumulative Total
Apache Corporation	1,215	1,087	2,302	
Western General	1,291	1,223	2,514	
Total	2,506	2,310	4,816	196,501

SUMMARY: NEVADA OIL AND GAS PRODUCTION

July Oil Production	319,783			
August Oil Production		324,057		
Bi-Monthly Total			643,840	
Cumulative Nevada Oil Production (1954-Present)				36,297,331

July Gas Production	2,506			
August Gas Production		2,310		
Bi-Monthly Total			4,816	
Cumulative Nevada Gas Production (1954-Present)				196,501

Remarks:

## NEVADA OIL PATCH

Briefing from the Department of Minerals  
September/October, 1992

### Production Summary

Total Nevada oil production for the period: 701,283 bbls  
Production for the same period last year: 517,813 bbls

### Permitting

Permits to drill issued by NDOM in the period: 2  
Permits issued for the same period last year: 8

### Rig Count

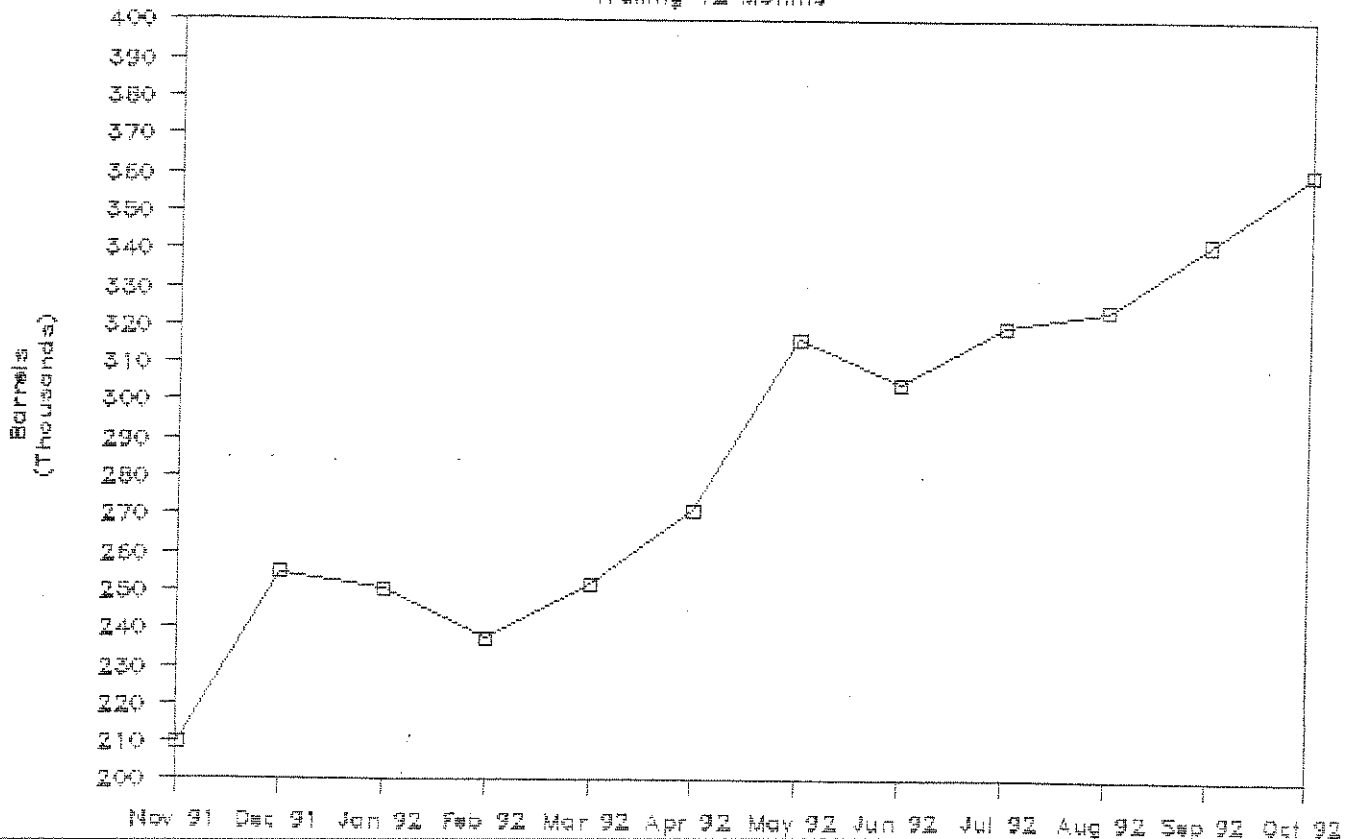
Rotary rigs operating during the period (peak): 2  
Rotary rigs operating same period last year (peak): 1

### Wells Drilled or Drilling During the Period

- Balcron Oil - Bacon Flat #23-17
- Makoil, Inc. - Munson Ranch #13-32
- Petroleum Corp. of NV - Blackburn #18
- Apache Corp. - Kate Springs #11-2

## NEVADA OIL PRODUCTION

Trailing 12 Months





BOB MILLER  
Governor

STATE OF NEVADA  
DEPARTMENT OF MINERALS

400 W. King Street, Suite 106  
Carson City, Nevada 89710  
(702) 687-5050  
Fax (702) 687-3957

Las Vegas Branch  
4220 S. Maryland Pkwy.  
Suite 304  
Las Vegas, Nevada 89119  
(702) 486-7250  
Fax (702) 486-7252

RUSSELL A. FIELDS  
Executive Director

NEVADA OIL PRODUCTION SEPTEMBER/OCTOBER, 1992

	September		October		Bi-Monthly Total	Cumulative Total
	Barrels	Days	Barrels	Days		
EAGLE SPRINGS FIELD: FIRST PRODUCTION - MARCH, 1954						
Kanowa Petroleum Inc.						
15-35	202	30	172	30		
35-35	202	30	295	30		
62-35	0	0	60	9		
	404		527		931	
Draycutt Corporation						
1-36	0	0	0	0		
5-36	1,560	30	1,287	31		
43-36	363	30	341	31		
73-35	1,080	30	1,054	31		
74-35	578	30	1,124	31		
84-35	450	30	434	31		
	4,031		4,240		8,271	
TOTAL	4,435		4,767		9,202	4,068,890

TRAP SPRINGS FIELD: FIRST PRODUCTION - NOVEMBER, 1976						
Makoil, Inc.						
24-1 Zuspann	0	0	0	0		
24-3 Zuspann	0	0	0	0		
13-21 Britton	0	0	0	0		
12-23 Munson Ranch	0	0	0	0		
12-24 Munson Ranch	413	30	428	31		
12-32 Munson Ranch	18,442	30	19,232	31		
12-33 Munson Ranch	181	30	183	31		
12-34 Munson Ranch	1,973	30	1,703	31		
12-42 Munson Ranch	146	30	138	28		
12-44X Munson Ranch	146	30	148	30		
13-11 Munson Ranch	511	17	765	27		
13-14 Munson Ranch	126	14	86	13		
13-21X Munson Ranch	206	3	158	4		
13-24 Munson Ranch	0	0	0	0		
13-31 Munson Ranch	692	26	1,300	20		
13-32 Munson Ranch	0	0	0	0		
13-33 Munson Ranch	68	14	49	10		
13-41X Munson Ranch	845	30	1,335	27		
13-42 Munson Ranch	445	30	454	31		
14-23 Munson Ranch	414	30	428	31		
14-24 Munson Ranch	0	0	0	0		
14-32 Munson Ranch	1,133	30	968	25		
14-34 Munson Ranch	209	30	214	31		
14-34X Munson Ranch	178	30	185	30		
14-41 Munson Ranch	2,406	30	2,088	27		
14-44 Munson Ranch	4,279	30	4,478	31		
J.N. Federal #1	0	0	0	0		
	32,813		34,340		67,153	

	September		October		Bi-Monthly	Cumulative
	Barrels	Days	Barrels	Days	Total	Total
-----						
J.R. Bacon Drilling						
Munson Ranch #13-1	675	30	706	31		
Munson Ranch #13-45	450	18	683	31		
Munson Ranch #13-46	0	0	0	0		
Munson Ranch #14-33	338	29	478	31		
Munson Ranch #14-42	2,058	30	2,165	31		
Munson Ranch #14-49	206	30	205	31		
Munson Ranch #14-49X	206	30	205	31		
	-----		-----			
	3,933		4,442		8,375	
Apache Corporation						
2 Trap Spring	3,506	30	3,237	31		
3 Trap Spring	3,044	30	3,053	31		
8 Trap Spring	244	30	213	31		
9 Trap Spring	3,629	30	4,097	31		
16 Trap Spring	486	30	498	31		
19 Trap Spring	2,032	30	2,405	31		
23-41 Trap Spring	645	30	569	31		
	-----		-----			
	13,586		14,072		27,658	
David M. Evans, Inc.						
12-13 Trap Spring	0	0	0	0	0	
TOTAL	50,332		52,854		103,186	10,399,880
-----						
CURRANT FIELD: FIRST PRODUCTION - FEBRUARY, 1976						641
-----						
BACON FLAT FIELD: FIRST PRODUCTION - JULY, 1981						
Apache Corporation						
Bacon Flat #1	0	0	0	0	0	
Balcron Oil Co.						
Bacon Flat #23-17	28,884	29	33,602	31	62,486	377,146
-----						
DUCKWATER CREEK FIELD: FIRST PRODUCTION - MAY, 1990						
Makoil, Inc.						
Duckwater Creek 19-11	161	20	214	27	375	9,589
-----						
BLACKBURN FIELD: FIRST PRODUCTION - APRIL, 1982						
Petroleum Corp. of Nevada						
Blackburn #3	2,846	28	2,878	31		
Blackburn #10	784	30	703	29		
Blackburn #14	3,835	30	3,874	31		
Blackburn #16	6,415	30	6,771	31		
	-----		-----			
	13,880		14,226		28,106	2,495,994

	September Barrels	September Days	October Barrels	October Days	Bi-Monthly Total	Cumulative Total
GRANT CANYON FIELD: FIRST PRODUCTION - SEPTEMBER, 1983						
Apache Corporation						
Grant Canyon #3	0	0	0	0		
Grant Canyon #7	99,408	30	102,997	31		
Grant Canyon #9	128,406	30	135,106	31		
	<u>227,814</u>		<u>238,103</u>		465,917	18,382,444

SPENCER FEDERAL LEASE: PRODUCTION - MAY, 1986 86

KATE SPRING FIELD: FIRST PRODUCTION - JANUARY, 1986

Western General, Inc.						
Kate Spring #1	500	5	500	5		
Kate Spring #1A	8,099	25	7,350	26		
Kate Spring #1C	900	30	1,240	31		
Taylor Federal #1	1,914	30	1,730	31		
Taylor Federal #2	142	10	140	10		
	<u>11,555</u>		<u>10,960</u>		22,515	
Apache Corporation						
Kate Spring #12-2	3,844	30	4,684	31	8,528	
TOTAL	15,399		15,644		31,043	1,204,804

TOMERA RANCH FIELD: FIRST PRODUCTION - DECEMBER, 1987

J.R. Bacon Drilling, Inc.						
Tomera Ranch 33-1	49	16	0	0	49	
Foreland Corporation						
Foreland-S Pacific 1-5R	183	30	192	31	375	14,125

NORTH WILLOW CREEK: FIRST PRODUCTION - APRIL, 1988

Foreland Corporation						
Foreland-S Pacific 1-27	287	8	257	9	544	23,368

THREE BAR FIELD: FIRST PRODUCTION - MARCH, 1990

Trail Mountain, Inc.						
Three Bar 25-A	0	0	0	0	0	21,647



---

NEVADA GAS PRODUCTION NOVEMBER/DECEMBER, 1991

KATE SPRING FIELD: FIRST PRODUCTION - NOVEMBER, 1988

	September MCF	October MCF	Bi-Monthly Total	Cumulative Total
Apache Corporation	965	1,108	2,073	
Western General	1,192	1,128	2,320	
Total	<u>2,157</u>	<u>2,236</u>	<u>4,393</u>	200,894

SUMMARY: NEVADA OIL AND GAS PRODUCTION

September Oil Prod.	341,424			
October Oil		359,859		
Bi-Monthly Total			701,283	
Cumulative Nevada Oil Production (1954-Present)				36,998,614
Sept. Gas Production	2,157			
Oct. Gas Production		2,236		
Bi-Monthly Total			4,393	
Cumulative Nevada Gas Production (1988-Present)				200,894

Remarks:

---

## NEVADA OIL PATCH

Briefing from the Department of Minerals  
November/December, 1992

### Production Summary

Total Nevada oil production for the period: 744,744 bbls  
Production for the same period last year: 684,761 bbls

### Permitting

Permits to drill issued by NDOM in the period: 5  
Permits issued for the same period last year: 1

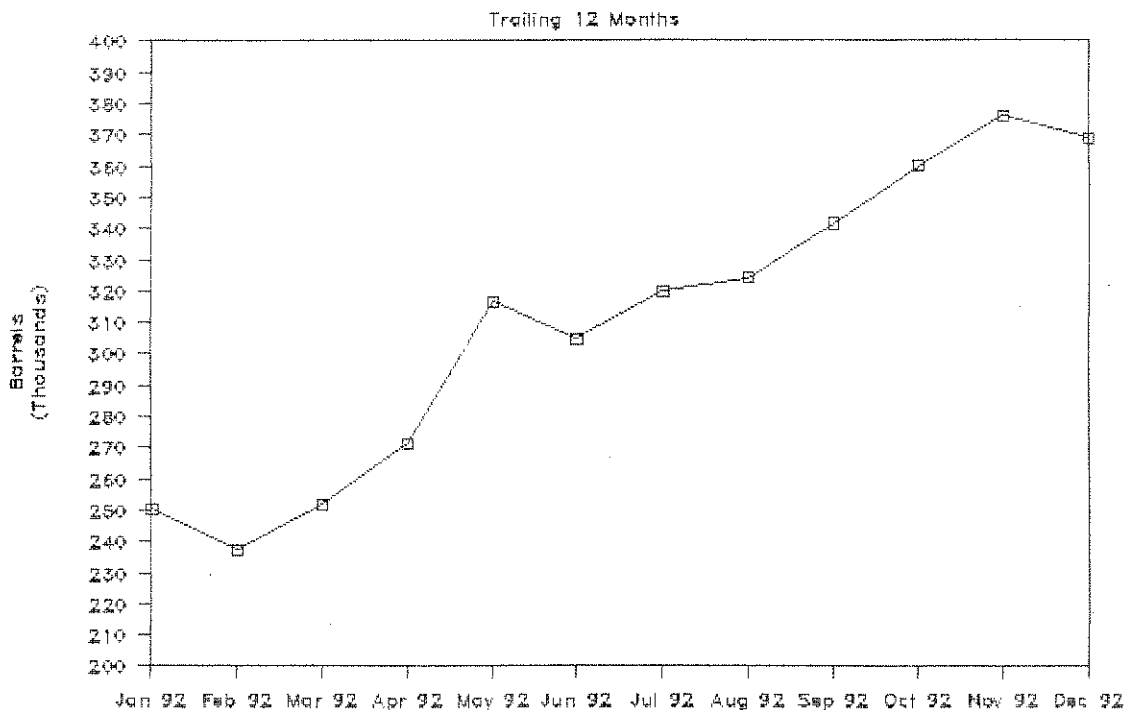
### Rig Count

Rotary rigs operating during the period (peak): 2  
Rotary rigs operating same period last year (peak): 2

### Wells Drilled or Drilling During the Period

Petroleum Corp. of NV - Blackburn #18  
Apache Corp. - Kate Springs #11-2  
Skippy Oil Operating - Squaw Hills #1-15

## NEVADA OIL PRODUCTION





BOB MILLER  
Governor

STATE OF NEVADA  
DEPARTMENT OF MINERALS

400 W. King Street, Suite 106  
Carson City, Nevada 89710  
(702) 687-5050  
Fax (702) 687-3957

Las Vegas Branch  
4220 S. Maryland Pkwy.  
Suite 304  
Las Vegas, Nevada 89119  
(702) 486-7250  
Fax (702) 486-7252

RUSSELL A. FIELDS  
Executive Director

NEVADA OIL PRODUCTION NOVEMBER/DECEMBER, 1992

	November		December		Bi-Monthly	Cumulative
	Barrels	Days	Barrels	Days	Total	Total
EAGLE SPRINGS FIELD: FIRST PRODUCTION - MARCH, 1954						
Kanowa Petroleum Inc.						
15-35	128	30	150	31		
35-35	124	30	59	31		
62-35	51	3	0	0		
	-----		-----			
	303		209		512	
Draycutt Corporation						
4-36	25	1	N/A			
5-36	1,346	30	N/A			
43-36	329	30	N/A			
73-35	875	25	N/A			
74-35	527	25	N/A			
84-35	500	25	N/A			
	-----		-----			
	3,602		N/A		3,602	
TOTAL	3,905		209		4,114	4,073,004

TRAP SPRINGS FIELD: FIRST PRODUCTION - NOVEMBER, 1976						
Makoil, Inc.						
24-1 Zuspenn	0	0	0	0		
24-3 Zuspenn	0	0	0	0		
13-21 Britton	0	0	0	0		
12-23 Munson Ranch	0	0	0	0		
12-24 Munson Ranch	411	30	431	30		
12-32 Munson Ranch	12,032	28	10,319	31		
12-33 Munson Ranch	176	30	161	27		
12-34 Munson Ranch	1,545	30	1,655	31		
12-42 Munson Ranch	78	16	108	22		
12-44X Munson Ranch	103	21	93	19		
13-11 Munson Ranch	1,133	30	1,211	31		
13-14 Munson Ranch	0	0	0	0		
13-21X Munson Ranch	83	2	328	6		
13-24 Munson Ranch	0	0	0	0		
13-31 Munson Ranch	1,936	29	1,819	31		
13-32 Munson Ranch	0	0	0	0		
13-33 Munson Ranch	59	12	78	16		
13-41X Munson Ranch	2,453	30	2,456	31		
13-42 Munson Ranch	380	30	374	31		
14-23 Munson Ranch	386	30	394	31		
14-24 Munson Ranch	0	0	0	0		
14-32 Munson Ranch	832	26	946	25		
14-34 Munson Ranch	157	30	152	31		
14-34X Munson Ranch	128	25	132	27		
14-41 Munson Ranch	2,413	30	2,438	31		
14-44 Munson Ranch	3,619	30	517	9		
J.N. Federal #1	0	0	0	0		
	-----		-----			
	27,924		23,612		51,536	

	November Barrels	November Days	December Barrels	December Days	Bi-Monthly Total	Cumulative Total
J.R. Bacon Drilling						
Munson Ranch #13-1	664	30	677	31		
Munson Ranch #13-45	642	30	613	31		
Munson Ranch #13-46	0	0	0	0		
Munson Ranch #14-33	394	30	402	31		
Munson Ranch #14-42	2,094	30	2,283	31		
Munson Ranch #14-49	187	30	211	31		
Munson Ranch #14-49X	187	30	211	31		
	4,168		4,397		8,565	
Apache Corporation						
2 Trap Spring	3,202	30	3,234	31		
3 Trap Spring	2,822	30	2,359	31		
8 Trap Spring	335	30	596	31		
9 Trap Spring	3,766	30	3,760	31		
16 Trap Spring	435	30	469	31		
19 Trap Spring	2,020	30	2,316	31		
23-41 Trap Spring	467	30	927	23		
	13,047		13,661		26,708	
David M. Evans, Inc.						
12-13 Trap Spring	0	0	0	0	0	
TOTAL	45,139		41,670		86,809	10,486,689
CURRANT FIELD: FIRST PRODUCTION - FEBRUARY, 1976						641
BACON FLAT FIELD: FIRST PRODUCTION - JULY, 1981						
Apache Corporation						
Bacon Flat #1	0	0	0	0	0	
Balcron Oil Co.						
Bacon Flat #23-17	59,389	30	56,970	31	116,359	493,505
DUCKWATER CREEK FIELD: FIRST PRODUCTION - MAY, 1990						
Makoil, Inc.						
Duckwater Creek 19-11	223	28	237	29	460	10,049
BLACKBURN FIELD: FIRST PRODUCTION - APRIL, 1982						
Petroleum Corp. of Nevada						
Blackburn #3	2,829	30	2,828	30		
Blackburn #10	653	27	842	30		
Blackburn #14	3,526	30	2,101	31		
Blackburn #16	6,208	30	4,868	31		
Blackburn #18	13,742	10	44,895	31		
	26,958		55,534		82,492	2,578,486

	November Barrels	November Days	December Barrels	December Days	Bi-Monthly Total	Cumulative Total
GRANT CANYON FIELD: FIRST PRODUCTION - SEPTEMBER, 1983						
Apache Corporation						
Grant Canyon #3	0	0	0	0		
Grant Canyon #7	97,865	30	74,033	31		
Grant Canyon #9	128,346	30	125,622	31		
	<u>226,211</u>		<u>199,655</u>		425,866	18,808,310
SPENCER FEDERAL LEASE: PRODUCTION - MAY, 1986						
						86
KATE SPRING FIELD: FIRST PRODUCTION - JANUARY, 1986						
Western General, Inc.						
Kate Spring #1	400	4	300	3		
Kate Spring #1A	7,109	27	7,856	28		
Kate Spring #1C	930	31	930	31		
Taylor Federal #1	1,785	30	1,875	31		
Taylor Federal #2	138	11	0	0		
	<u>10,362</u>		<u>10,961</u>		21,323	
Apache Corporation						
Kate Spring #12-2	3,332	30	3,519	26	6,851	
TOTAL	13,694		14,480		28,174	1,232,978
TOMERA RANCH FIELD: FIRST PRODUCTION - DECEMBER, 1987						
J.R. Bacon Drilling, Inc.						
Tomera Ranch 33-1	0	0	0	0	0	
Foreland Corporation						
Foreland-S Pacific 1-5R	145	30	175	31	320	14,445
NORTH WILLOW CREEK: FIRST PRODUCTION - APRIL, 1988						
Foreland Corporation						
Foreland-S Pacific 1-27	150	6	0	0	150	23,518
THREE BAR FIELD: FIRST PRODUCTION - MARCH, 1990						
Trail Mountain, Inc.						
Three Bar 25-A	0	0	0	0	0	21,647

NEVADA GAS PRODUCTION NOVEMBER/DECEMBER, 1991

KATE SPRING FIELD: FIRST PRODUCTION - NOVEMBER, 1988

	November MCF	December MCF	Bi-Monthly Total	Cumulative Total
Apache Corporation	849	748	1,597	
Western General	1,073	1,127	2,200	
Total	<u>1,922</u>	<u>1,875</u>	<u>3,797</u>	204,691

SUMMARY: NEVADA OIL AND GAS PRODUCTION

November Oil Production	375,814			
December Oil Production		368,930		
Bi-Monthly Total			744,744	
Cumulative Nevada Oil Production (1954-Present)				37,743,358
November Gas Production	1,922			
December Gas Production		1,875		
Bi-Monthly Total			3,797	
Cumulative Nevada Gas Production (1988-Present)				204,691

Remarks: Please note that this report does not contain production information for Draycutt Corporation for the month of December, 1992. When the figures are made available Department of Minerals, they will be included in a subsequent report.