

RECEIVED

JAN 30 2009

State of Nevada
DEPARTMENT OF MINERALS
400 W. King Street, Suite 106
Carson City, Nevada 89710
Telephone (702) 687-5050

Division of Minerals

PRODUCER'S MONTHLY REPORT

Company: Frontier Exploration Company
Lease: Trap Springs Pool: Trap Springs

Address: P. O. Box 449, Shelby, MT 59474
County: Nye Month: Nov-08

Dec

LOCATION					OIL AND WATER			GAS					
Well No.	Permit No.	Sec.	Twp.	Rge.	Net Oil Prod	Net Oil Sold	Grav.	Water Prod	Tot. Gas Prod-Mcf	Gas-Oil Ratio	Date of Test	Days On	Status
14-42	523	14	9N	56E	207	291	26.1	455				31	Pumping
Totals					207	291		455					

Method of determining water production: Shake Out _____ Estimate _____ Draw Off _____

No. Of Wells	Total Oil At Start of Month	Total Oil Produced	DISPOSITION OF OIL			Total Oil At End of Month	Total Capacity of Lease Tank
			Total Oil To Pipeline	Total Oil Truck Or RR	Name of Transporter		
1	336	207		291	Foreland Refining Corp.	252	

MCF Used on Lease: _____ Gas Used For Gas Lift _____
MCF Sold: _____ MCF Used On Lease _____
MCF Blown to air: _____ MCF Used On _____ Lease
Gas Purchaser: _____ MCF Used On _____ Lease

Barrels of oil produced and marketed during month.....	290.77
Tax at \$ 0.10 per barrel.....	\$ 29.08
MCF gas produced and marketed during month.....	
Tax at \$ 0.10 per 50,000 MCF.....	
Total tax monies remitted herewith to State Treasurer.....	\$ 29.08

Remarks (see attached sheets if needed):

I hereby certify that the information given herewith is true, correct and complete.

By: *Laura A. Bacon*
Laura A. Bacon

Date: January 22, 2009

Telephone : (406) 337-2050

State of Nevada
 DEPARTMENT OF MINERALS
 400 W. King Street, Suite 106
 Carson City, Nevada 89710
 Telephone (702) 687-5050

RECEIVED

JAN 30 2009

Division of Minerals

PRODUCER'S MONTHLY REPORT

Company: Frontier Exploration Company Address: P. O. Box 449, Shelby MT 59474
 Lease: NV 7403 Pool: Munson Ranch County: Nye Month: Dec-08

LOCATION					OIL AND WATER			GAS				Days On	Status
Well No.	Permit No.	Sec.	Twp.	Rge.	Net Oil Prod	Net Oil Sold	Grav.	Water Prod	Tot. Gas Prod-Mcf	Gas-Oil Ratio	Date of Test		
13-1	435	13	9N	56E	272	259	27.2	155				31	Pumping
13-46	548	13	9N	56E	None	None		None				0	Shut In
13-45	547	13	9N	56E	24	23	27.2	70				7	Pumping
14-33	513	14	9N	56E	109	104	27.2	465				31	Pumping
14-49	550	14	9N	56E	103	98	27.2	62				31	Pumping
14-49X	562	14	9N	56E	29	27	27.2	None				3	Pumping
Totals					537	511		752					

Method of determining water production: Shake Out _____ Estimate _____ Draw Off _____


No. Of Wells	Total Oil At Start of Month	Total Oil Produced	DISPOSITION OF OIL			Total Oil At End of Month	Total Capacity of Lease Tank
			Total Oil To Pipeline	Total Oil Truck Or RR	Name of Transporter		
5	137	537		511	Foreland Refining Corp.	163	

MCF Used on Lease: _____ Gas Used For Gas Lift
 MCF Sold: _____ MCF Used On Lease
 MCF Blown to air: _____ MCF Used On _____ Lease
 Gas Purchaser: _____ MCF Used On _____ Lease

Barrels of oil produced and marketed during month.....	510.63
Tax at \$ 0.10 per barrel.....	\$ 51.06
MCF gas produced and marketed during month.....	
Tax at \$ 0.10 per 50,000 MCF.....	
Total tax monies remitted herewith to State Treasurer.....	\$ 51.06

Remarks (see attached sheets if needed):

I hereby certify that the information given herewith is true, correct and complete.

By:  _____
 Laura A. Bacon

Date: January 22, 2009

Telephone : (406) 337-2050

RECEIVED

DEC 31 2008

State of Nevada
DEPARTMENT OF MINERALS
400 W. King Street, Suite 106
Carson City, Nevada 89710
Telephone (702) 687-5050

Division of Minerals

PRODUCER'S MONTHLY REPORT

Company: Frontier Exploration Company
Lease: Trap Springs
Address: P. O. Box 449, Shelby, MT 59474
Pool: Trap Springs
County: Nye
Month: Nov-08

Table with columns: LOCATION (Well No., Permit No., Sec., Twp., Rge.), OIL AND WATER (Net Oil Prod, Net Oil Sold, Grav.), GAS (Water Prod, Tot. Gas Prod-Mcf, Gas-Oil Ratio, Date of Test), Days On, Status. Row 1: 14-42, 523, 14, 9N, 56E, 218, 305, 26.1, 450, 30, Pumping.

Totals 218 305 450

Method of determining water production: Shake Out Estimate Draw Off

Table with columns: No. Of Wells, Total Oil At Start of Month, Total Oil Produced, DISPOSITION OF OIL (Total Oil To Pipeline, Total Oil Truck Or RR, Name of Transporter), Total Oil At End of Month, Total Capacity of Lease Tank. Row 1: 1, 423, 218, 305, Foreland Refining Corp., 336.

MCF Used on Lease:
MCF Sold:
MCF Blown to air:
Gas Purchaser:
Gas Used For Gas Lift
MCF Used On Lease
MCF Used On Lease
MCF Used On Lease

Summary table with columns: Description, Amount. Rows: Barrels of oil produced and marketed during month (305.24), Tax at \$ 0.10 per barrel (\$ 30.52), MCF gas produced and marketed during month, Tax at \$ 0.10 per 50,000 MCF, Total tax monies remitted herewith to State Treasurer (\$ 30.52).

Remarks (see attached sheets if needed):

I hereby certify that the information given herewith is true, correct and complete.

By: [Signature]
Laura A. Bason

Date: December 19, 2008

Telephone : (406) 337-2050

State of Nevada
 DEPARTMENT OF MINERALS
 400 W. King Street, Suite 106
 Carson City, Nevada 89710
 Telephone (702) 687-5050

RECEIVED

DEC 31 2008

Division of Minerals

PRODUCER'S MONTHLY REPORT

Company: Frontier Exploration Company Address: P. O. Box 449, Shelby MT 59474
 Lease: NV 7403 Pool: Munson Ranch County: Nye Month: Nov-08

LOCATION					OIL AND WATER			GAS					
Well No.	Permit No.	Sec.	Twp.	Rge.	Net Oil Prod	Net Oil Sold	Grav.	Water Prod	Tot. Gas Prod-Mcf	Gas-Oil Ratio	Date of Test	Days On	Status
13-1	435	13	9N	56E	295	442	27.2	150				30	Pumping
13-46	548	13	9N	56E	None	None		None				0	Shut In
13-45	547	13	9N	56E	147	220	27.2	300				30	Pumping
14-33	513	14	9N	56E	111	166	27.2	435				29	Pumping
14-49	550	14	9N	56E	90	135	27.2	60				30	Pumping
14-49X	562	14	9N	56E	33	50	27.2	None				3	Pumping
Totals					676	1013		945					

Method of determining water production: Shake Out _____ Estimate _____ Draw Off _____


No. Of Wells	Total Oil At Start of Month	Total Oil Produced	DISPOSITION OF OIL			Total Oil At End of Month	Total Capacity of Lease Tank
			Total Oil To Pipeline	Total Oil Truck Or RR	Name of Transporter		
5	474	676		1013	Foreland Refining Corp.	137	

MCF Used on Lease: _____ Gas Used For Gas Lift
 MCF Sold: _____ MCF Used On Lease
 MCF Blown to air: _____ MCF Used On _____ Lease
 Gas Purchaser: _____ MCF Used On _____ Lease

Barrels of oil produced and marketed during month.....	1,012.88
Tax at \$ 0.10 per barrel.....	\$ 101.29
MCF gas produced and marketed during month.....	
Tax at \$ 0.10 per 50,000 MCF.....	
Total tax monies remitted herewith to State Treasurer.....	\$ 101.29

Remarks (see attached sheets if needed):

I hereby certify that the information given herewith is true, correct and complete.

By: 
 Laura A. Bacon

Date: December 19, 2008

Telephone : (406) 337-2050

RECEIVED

DEC 01 2008

Division of Minerals

State of Nevada
DEPARTMENT OF MINERALS
400 W. King Street, Suite 106
Carson City, Nevada 89710
Telephone (702) 687-5050

PRODUCER'S MONTHLY REPORT

Company: Frontier Exploration Company Address: P. O. Box 449, Shelby, MT 59474
Lease: Trap Springs Pool: Trap Springs County: Nye Month: Oct-08

Table with columns: LOCATION (Well No., Permit No., Sec., Twp., Rge.), OIL AND WATER (Net Oil Prod, Net Oil Sold, Grav.), GAS (Water Prod, Tot. Gas Prod-Mcf, Gas-Oil Ratio, Date of Test, Days On, Status). Row 1: 14-42, 523, 14, 9N, 56E, 254, 0, 455, 31, Pumping.

Totals 254 0 455
Method of determining water production: Shake Out Estimate Draw Off

Table with columns: No. Of Wells, Total Oil At Start of Month, Total Oil Produced, DISPOSITION OF OIL (Total Oil To Pipeline, Total Oil Truck Or RR, Name of Transporter, Total Oil At End of Month, Total Capacity of Lease Tank). Row 1: 1, 169, 254, 0, Foreland Refining Corp., 423.

MCF Used on Lease: Gas Used For Gas Lift
MCF Sold: MCF Used On Lease
MCF Blown to air: MCF Used On Lease
Gas Purchaser: MCF Used On Lease

Barrels of oil produced and marketed during month: -
Tax at \$ 0.10 per barrel: \$ -
MCF gas produced and marketed during month:
Tax at \$ 0.10 per 50,000 MCF:
Total tax monies remitted herewith to State Treasurer: \$ -

Remarks (see attached sheets if needed):

I hereby certify that the information given herewith is true, correct and complete.

By: [Signature] Laura A. Bacon

Date: November 22, 2008

Telephone : (406) 337-2050

State of Nevada
 DEPARTMENT OF MINERALS
 400 W. King Street, Suite 106
 Carson City, Nevada 89710
 Telephone (702) 687-5050

RECEIVED
 DEC 01 2008

PRODUCER'S MONTHLY REPORT

Division of Minerals

Company: Frontier Exploration Company Address: P. O. Box 449, Shelby MT 59474
 Lease: NV 7403 Pool: Munson Ranch County: Nye Month: Oct-08

LOCATION					OIL AND WATER			GAS				Days On	Status
Well No.	Permit No.	Sec.	Twp.	Rge.	Net Oil Prod	Net Oil Sold	Grav.	Water Prod	Tot. Gas Prod-Mcf	Gas-Oil Ratio	Date of Test		
13-1	435	13	9N	56E	308	200	27.2	155				31	Pumping
13-46	548	13	9N	56E	None	None		None				0	Shut In
13-45	547	13	9N	56E	152	99	27.2	310				31	Pumping
14-33	513	14	9N	56E	142	92	27.2	465				31	Pumping
14-49	550	14	9N	56E	82	54	27.2	62				31	Pumping
14-49X	562	14	9N	56E	34	22	27.2	None				3	Pumping
Totals					718	467		992					

Method of determining water production: Shake Out _____ Estimate _____ Draw Off _____

No. Of Wells	Total Oil At Start of Month	Total Oil Produced	DISPOSITION OF OIL			Total Oil At End of Month	Total Capacity of Lease Tank
			Total Oil To Pipeline	Total Oil Truck Or RR	Name of Transporter		
5	223	718		467	Foreland Refining Corp.	474	

MCF Used on Lease: _____ Gas Used For Gas Lift
 MCF Sold: _____ MCF Used On Lease
 MCF Blown to air: _____ MCF Used On _____ Lease
 Gas Purchaser: _____ MCF Used On _____ Lease

Barrels of oil produced and marketed during month.....	466.54
Tax at \$ 0.10 per barrel.....	\$ 46.65
MCF gas produced and marketed during month.....	
Tax at \$ 0.10 per 50,000 MCF.....	
Total tax monies remitted herewith to State Treasurer.....	\$ 46.65

Remarks (see attached sheets if needed):

I hereby certify that the information given herewith is true, correct and complete.

By: 
 Laura A. Bacon

Date: November 22, 2008

Telephone : (406) 337-2050

RECEIVED

OCT 30 2008

Division of Minerals

State of Nevada
DEPARTMENT OF MINERALS
400 W. King Street, Suite 106
Carson City, Nevada 89710
Telephone (702) 687-5050

PRODUCER'S MONTHLY REPORT

Company: Frontier Exploration Company
Lease: Trap Springs Pool: Trap Springs
Address: P. O. Box 449, Shelby, MT 59474
County: Nye Month: Sep-08

Table with columns: LOCATION (Well No., Permit No., Sec., Twp., Rge.), OIL AND WATER (Net Oil Prod, Net Oil Sold, Grav.), GAS (Water Prod, Tot. Gas Prod-Mcf, Gas-Oil Ratio, Date of Test, Days On), Status. Row 1: 14-42, 523, 14, 9N, 56E, 137, 250, 26.1, 450, 30, Pumping.

Totals 137 250 450
Method of determining water production: Shake Out Estimate Draw Off

Table with columns: No. Of Wells, Total Oil At Start of Month, Total Oil Produced, DISPOSITION OF OIL (Total Oil To Pipeline, Total Oil Truck Or RR, Name of Transporter), Total Oil At End of Month, Total Capacity of Lease Tank. Row 1: 1, 282, 137, 250, Foreland Refining Corp., 169.

MCF Used on Lease: Gas Used For Gas Lift
MCF Sold: MCF Used On Lease
MCF Blown to air: MCF Used On Lease
Gas Purchaser: MCF Used On Lease

Barrels of oil produced and marketed during month 250.15
Tax at \$ 0.10 per barrel \$ 25.02
MCF gas produced and marketed during month
Tax at \$ 0.10 per 50,000 MCF
Total tax monies remitted herewith to State Treasurer \$ 25.02

Remarks (see attached sheets if needed):

I hereby certify that the information given herewith is true, correct and complete.

By: Laura A. Bacon

Date: October 23, 2008

Telephone : (406) 337-2050

RECEIVED

OCT 30 2008

Division of Minerals

State of Nevada
DEPARTMENT OF MINERALS
400 W. King Street, Suite 106
Carson City, Nevada 89710
Telephone (702) 687-5050

PRODUCER'S MONTHLY REPORT

Company: Frontier Exploration Company Address: P. O. Box 449, Shelby MT 59474
Lease: NV 7403 Pool: Munson Ranch County: Nye Month: Sep-08

Table with columns: LOCATION (Well No., Permit No., Sec., Twp., Rge.), OIL AND WATER (Net Oil Prod, Net Oil Sold, Grav.), GAS (Water Prod, Tot. Gas Prod-Mcf, Gas-Oil Ratio, Date of Test, Days On, Status). Rows include wells 13-1, 13-46, 13-45, 14-33, 14-49, 14-49X and a Totals row.

Totals 719 743 960
Method of determining water production: Shake Out Estimate Draw Off

Table with columns: No. Of Wells, Total Oil At Start of Month, Total Oil Produced, DISPOSITION OF OIL (Total Oil To Pipeline, Total Oil Truck Or RR, Name of Transporter, Total Oil At End of Month, Total Capacity of Lease Tank). Row for 5 wells.

MCF Used on Lease: Gas Used For Gas Lift
MCF Sold: MCF Used On Lease
MCF Blown to air: MCF Used On Lease
Gas Purchaser: MCF Used On Lease

Barrels of oil produced and marketed during month 742.50
Tax at \$ 0.10 per barrel \$ 74.25
MCF gas produced and marketed during month
Tax at \$ 0.10 per 50,000 MCF
Total tax monies remitted herewith to State Treasurer \$ 74.25

Remarks (see attached sheets if needed):
I hereby certify that the information given herewith is true, correct and complete.
By: Laura A. Bacon

Date: October 23, 2008
Telephone : (406) 337-2050

RECEIVED

SEP 29 2008

Division of Minerals

State of Nevada
DEPARTMENT OF MINERALS
400 W. King Street, Suite 106
Carson City, Nevada 89710
Telephone (702) 687-5050

PRODUCER'S MONTHLY REPORT

Company: Frontier Exploration Company
Lease: Trap Springs
Address: P. O. Box 449, Shelby, MT 59474
County: Nye
Month: Aug-08

Table with columns: LOCATION (Well No., Permit No., Sec., Twp., Rge.), OIL AND WATER (Net Oil Prod, Net Oil Sold, Grav.), GAS (Water Prod, Tot. Gas Prod-Mcf, Gas-Oil Ratio, Date of Test), Days On, Status. Row 1: 14-42, 523, 14, 9N, 56E, 99, NONE, 270, 31, Pumping.

Totals 99 0 270
Method of determining water production: Shake Out Estimate Draw Off

Table with columns: No. Of Wells, Total Oil At Start of Month, Total Oil Produced, DISPOSITION OF OIL (Total Oil To Pipeline, Total Oil Truck Or RR, Name of Transporter), Total Oil At End of Month, Total Capacity of Lease Tank. Row 1: 1, 183, 99, 0, Foreland Refining Corp., 282.

MCF Used on Lease:
MCF Sold:
MCF Blown to air:
Gas Purchaser:
Gas Used For Gas Lift
MCF Used On Lease
MCF Used On Lease
MCF Used On Lease

Barrels of oil produced and marketed during month
Tax at \$ 0.10 per barrel
MCF gas produced and marketed during month
Tax at \$ 0.10 per 50,000 MCF
Total tax monies remitted herewith to State Treasurer

Remarks (see attached sheets if needed):

I hereby certify that the information given herewith is true, correct and complete.

By: [Signature]
Laura A. Bacon

Date: September 25, 2008

Telephone : (406) 337-2050

RECEIVED

SEP 29 2008

State of Nevada
DEPARTMENT OF MINERALS
400 W. King Street, Suite 106
Carson City, Nevada 89710
Telephone (702) 687-5050

Division of Minerals

PRODUCER'S MONTHLY REPORT

Company: Frontier Exploration Company Address: P. O. Box 449, Shelby MT 59474
Lease: NV 7403 Pool: Munson Ranch County: Nye Month: Aug-08

Table with columns: LOCATION (Well No., Permit No., Sec., Twp., Rge.), OIL AND WATER (Net Oil Prod, Net Oil Sold, Grav., Water Prod), GAS (Tot. Gas Prod-Mcf, Gas-Oil Ratio, Date of Test), Days On, Status. Includes rows for wells 13-1, 13-46, 13-45, 14-33, 14-49, 14-49X and a Totals row.

Method of determining water production: Shake Out Estimate Draw Off

Table titled DISPOSITION OF OIL with columns: No. Of Wells, Total Oil At Start of Month, Total Oil Produced, Total Oil To Pipeline, Total Oil Truck Or RR, Name of Transporter, Total Oil At End of Month, Total Capacity of Lease Tank. Row 1: 5 wells, 252 start, 750 produced, 755 truck, Foreland Refining Corp., 247 end.

MCF Used on Lease: Gas Used For Gas Lift
MCF Sold: MCF Used On Lease
MCF Blown to air: MCF Used On Lease
Gas Purchaser: MCF Used On Lease

Summary table with rows: Barrels of oil produced and marketed during month (754.58), Tax at \$ 0.10 per barrel (\$ 75.46), MCF gas produced and marketed during month, Tax at \$ 0.10 per 50,000 MCF, Total tax monies remitted herewith to State Treasurer (\$ 75.46).

Remarks (see attached sheets if needed):

I hereby certify that the information given herewith is true, correct and complete.

By: [Signature] Laura A. Bacon

Date: September 25, 2008

Telephone : (406) 337-2050

RECEIVED

AUG 25 2008

State of Nevada
DEPARTMENT OF MINERALS
400 W. King Street, Suite 106
Carson City, Nevada 89710
Telephone (702) 687-5050

Division of Minerals

PRODUCER'S MONTHLY REPORT

Company: Frontier Exploration Company Address: P. O. Box 449, Shelby, MT 59474
Lease: Trap Springs Pool: Trap Springs County: Nye Month: Jul-08

Table with columns: LOCATION (Well No., Permit No., Sec., Twp., Rge.), OIL AND WATER (Net Oil Prod, Net Oil Sold, Grav.), GAS (Water Prod, Tot. Gas Prod-Mcf, Gas-Oil Ratio, Date of Test), Days On, Status. Row 1: 14-42, 523, 14, 9N, 56E, 124, 263, 26.2, 272, 31, Pumping.

Totals 124 263 272
Method of determining water production: Shake Out Estimate Draw Off

Table with columns: No. Of Wells, Total Oil At Start of Month, Total Oil Produced, DISPOSITION OF OIL (Total Oil To Pipeline, Total Oil Truck Or RR, Name of Transporter, Total Oil At End of Month, Total Capacity of Lease Tank). Row 1: 1, 322, 124, 263, Foreland Refining Corp., 183.

MCF Used on Lease: Gas Used For Gas Lift
MCF Sold: MCF Used On Lease
MCF Blown to air: MCF Used On Lease
Gas Purchaser: MCF Used On Lease

Barrels of oil produced and marketed during month 262.71
Tax at \$ 0.10 per barrel \$ 26.27
MCF gas produced and marketed during month
Tax at \$ 0.10 per 50,000 MCF
Total tax monies remitted herewith to State Treasurer \$ 26.27

Remarks (see attached sheets if needed):

I hereby certify that the information given herewith is true, correct and complete.

By: Laura A. Bacon

Date: August 8, 2008

Telephone : (406) 337-2050

RECEIVED

AUG 25 2008

State of Nevada
DEPARTMENT OF MINERALS
400 W. King Street, Suite 106
Carson City, Nevada 89710
Telephone (702) 687-5050

Division of Minerals

PRODUCER'S MONTHLY REPORT

Company: Frontier Exploration Company Address: P. O. Box 449, Shelby MT 59474
Lease: NV 7403 Pool: Munson Ranch County: Nye Month: Jul-08

Table with columns: LOCATION (Well No., Permit No., Sec., Twp., Rge.), OIL AND WATER (Net Oil Prod, Net Oil Sold, Grav., Water Prod), GAS (Tot. Gas Prod-Mcf, Gas-Oil Ratio, Date of Test), Days On, Status. Rows include wells 13-1, 13-46, 13-45, 14-33, 14-49, 14-49X.

Totals 759 754 1095

Method of determining water production: Shake Out Estimate Draw Off

Table with columns: No. Of Wells, Total Oil At Start of Month, Total Oil Produced, DISPOSITION OF OIL (Total Oil To Pipeline, Total Oil Truck Or RR, Name of Transporter, Total Oil At End of Month, Total Capacity of Lease Tank). Row 1: 5 wells, 247 start, 759 produced, 754 trucked, Foreland Refining Corp., 252 end.

MCF Used on Lease: Gas Used For Gas Lift
MCF Sold: MCF Used On Lease
MCF Blown to air: MCF Used On Lease
Gas Purchaser: MCF Used On Lease

Summary table with rows: Barrels of oil produced and marketed during month (754.06), Tax at \$ 0.10 per barrel (\$ 75.41), MCF gas produced and marketed during month, Tax at \$ 0.10 per 50,000 MCF, Total tax monies remitted herewith to State Treasurer (\$ 75.41).

Remarks (see attached sheets if needed):

I hereby certify that the information given herewith is true, correct and complete.

By: [Signature] Laura A. Bacon

Date: August 8, 2008

Telephone : (406) 337-2050

RECEIVED

AUG 04 2008

State of Nevada
DEPARTMENT OF MINERALS
400 W. King Street, Suite 106
Carson City, Nevada 89710
Telephone (702) 687-5050

Division of Minerals

PRODUCER'S MONTHLY REPORT

Company: Frontier Exploration Company
Lease: Trap Springs Pool: Trap Springs
Address: P. O. Box 449, Shelby, MT 59474
County: Nye Month: Jun-08

Table with columns: LOCATION (Well No., Permit No., Sec., Twp., Rge.), OIL AND WATER (Net Oil Prod, Net Oil Sold, Grav.), GAS (Water Prod, Tot. Gas Prod-Mcf, Gas-Oil Ratio, Date of Test, Days On), Status. Row 1: 14-42, 523, 14, 9N, 56E, 150, 0, 0.0, 246, 28, Pumping.

Totals 150 0 246
Method of determining water production: Shake Out Estimate Draw Off

Table with columns: No. Of Wells, Total Oil At Start of Month, Total Oil Produced, DISPOSITION OF OIL (Total Oil To Pipeline, Total Oil Truck Or RR, Name of Transporter), Total Oil At End of Month, Total Capacity of Lease Tank. Row 1: 1, 172, 150, 0, Foreland Refining Corp., 322.

MCF Used on Lease: Gas Used For Gas Lift
MCF Sold: MCF Used On Lease
MCF Blown to air: MCF Used On Lease
Gas Purchaser: MCF Used On Lease

Barrels of oil produced and marketed during month
Tax at \$ 0.10 per barrel
MCF gas produced and marketed during month
Tax at \$ 0.10 per 50,000 MCF
Total tax monies remitted herewith to State Treasurer

Remarks (see attached sheets if needed):

I hereby certify that the information given herewith is true, correct and complete.

By: Laura A. Bacon

Date: July 24, 2008

Telephone : (406) 337-2050

RECEIVED

State of Nevada
DEPARTMENT OF MINERALS
400 W. King Street, Suite 106
Carson City, Nevada 89710
Telephone (702) 687-5050

AUG 04 2008

Division of Minerals

PRODUCER'S MONTHLY REPORT

Company: Frontier Exploration Company Address: P. O. Box 449, Shelby MT 59474
Lease: NV 7403 Pool: Munson Ranch County: Nye Month: Jun-08

LOCATION					OIL AND WATER			GAS					
Well No.	Permit No.	Sec.	Twp.	Rge.	Net Oil Prod	Net Oil Sold	Grav.	Water Prod	Tot. Gas Prod-Mcf	Gas-Oil Ratio	Date of Test	Days On	Status
13-1	435	13	9N	56E	262	266	27.1	440				30	Pumping
13-46	548	13	9N	56E	None	None		None				0	Shut In
13-45	547	13	9N	56E	172	175	27.1	235				30	Pumping
14-33	513	14	9N	56E	150	153	27.1	295				30	Pumping
14-49	550	14	9N	56E	117	119	27.1	89				30	Pumping
14-49X	562	14	9N	56E	29	29	27.1	None				4	Pumping
Totals					730	742		1059					

Method of determining water production: Shake Out _____ Estimate _____ Draw Off _____

No. Of Wells	Total Oil At Start of Month	Total Oil Produced	DISPOSITION OF OIL			Total Oil At End of Month	Total Capacity of Lease Tank
			Total Oil To Pipeline	Total Oil Truck Or RR	Name of Transporter		
5	259	730		742	Foreland Refining Corp.	247	

MCF Used on Lease: _____ Gas Used For Gas Lift
MCF Sold: _____ MCF Used On Lease
MCF Blown to air: _____ MCF Used On _____ Lease
Gas Purchaser: _____ MCF Used On _____ Lease

Barrels of oil produced and marketed during month.....	742.41
Tax at \$ 0.10 per barrel.....	\$ 74.24
MCF gas produced and marketed during month.....	
Tax at \$ 0.10 per 50,000 MCF.....	
Total tax monies remitted herewith to State Treasurer.....	\$ 74.24

Remarks (see attached sheets if needed):

I hereby certify that the information given herewith is true, correct and complete.

By: 
Laura A. Bacon

Date: July 24, 2008

Telephone : (406) 337-2050

RECEIVED

JUN 30 2008

Division of Minerals

State of Nevada
DEPARTMENT OF MINERALS
400 W. King Street, Suite 106
Carson City, Nevada 89710
Telephone (702) 687-5050

PRODUCER'S MONTHLY REPORT

Company: Frontier Exploration Company
Lease: Trap Springs
Address: P. O. Box 449, Shelby, MT 59474
County: Nye
Month: May-08

Table with columns: LOCATION (Well No., Permit No., Sec., Twp., Rge.), OIL AND WATER (Net Oil Prod, Net Oil Sold, Grav.), GAS (Water Prod, Tot. Gas Prod-Mcf, Gas-Oil Ratio, Date of Test, Days On), Status. Row 1: 14-42, 523, 14, 9N, 56E, 229, 284, 25.6, 264, 30, Pumping.

Totals 229 284 264

Method of determining water production: Shake Out Estimate Draw Off

Table with columns: No. Of Wells, Total Oil At Start of Month, Total Oil Produced, DISPOSITION OF OIL (Total Oil To Pipeline, Total Oil Truck Or RR, Name of Transporter), Total Oil At End of Month, Total Capacity of Lease Tank. Row 1: 1, 227, 229, 284, Foreland Refining Corp., 172.

MCF Used on Lease:
MCF Sold:
MCF Blown to air:
Gas Purchaser:
Gas Used For Gas Lift
MCF Used On Lease
MCF Used On Lease
MCF Used On Lease

Barrels of oil produced and marketed during month 284.09
Tax at \$ 0.10 per barrel \$ 28.41
MCF gas produced and marketed during month
Tax at \$ 0.10 per 50,000 MCF
Total tax monies remitted herewith to State Treasurer \$ 28.41

Remarks (see attached sheets if needed):

I hereby certify that the information given herewith is true, correct and complete.

By: [Signature]
Laura A. Babon

Date: June 18, 2008

Telephone : (406) 337-2050

RECEIVED

JUN 30 2008

Division of Minerals

State of Nevada
DEPARTMENT OF MINERALS
400 W. King Street, Suite 106
Carson City, Nevada 89710
Telephone (702) 687-5050

PRODUCER'S MONTHLY REPORT

Company: Frontier Exploration Company Address: P. O. Box 449, Shelby MT 59474
Lease: NV 7403 Pool: Munson Ranch County: Nye Month: May-08

Table with columns: LOCATION (Well No., Permit No., Sec., Twp., Rge.), OIL AND WATER (Net Oil Prod, Net Oil Sold, Grav., Water Prod), GAS (Tot. Gas Prod-Mcf, Gas-Oil Ratio, Date of Test), Days On, Status. Includes rows for wells 13-1, 13-46, 13-45, 14-33, 14-49, 14-49X and a Totals row.

Totals 732 758 1094
Method of determining water production: Shake Out Estimate Draw Off

Table titled DISPOSITION OF OIL with columns: No. Of Wells, Total Oil At Start of Month, Total Oil Produced, Total Oil To Pipeline, Total Oil Truck Or RR, Name of Transporter, Total Oil At End of Month, Total Capacity of Lease Tank. Row 1: 5 wells, 285 start, 732 produced, 758 trucked, Foreland Refining Corp., 259 end.

MCF Used on Lease: Gas Used For Gas Lift
MCF Sold: MCF Used On Lease
MCF Blown to air: MCF Used On Lease
Gas Purchaser: MCF Used On Lease

Summary table with rows: Barrels of oil produced and marketed during month (758.24), Tax at \$ 0.10 per barrel (\$ 75.82), MCF gas produced and marketed during month, Tax at \$ 0.10 per 50,000 MCF, Total tax monies remitted herewith to State Treasurer (\$ 75.82).

Remarks (see attached sheets if needed):
I hereby certify that the information given herewith is true, correct and complete.

By: [Signature] Laura A. Bacon

Date: June 18, 2008

Telephone : (406) 337-2050

[Handwritten mark]

RECEIVED

JUN 02 2008

State of Nevada
DEPARTMENT OF MINERALS
400 W. King Street, Suite 106
Carson City, Nevada 89710
Telephone (702) 687-5050

Division of Minerals

PRODUCER'S MONTHLY REPORT

Company: Frontier Exploration Company Address: P. O. Box 449, Shelby, MT 59474
Lease: Trap Springs Pool: Trap Springs County: Nye Month: Apr-08

LOCATION					OIL AND WATER			GAS				Days On	Status
Well No.	Permit No.	Sec.	Twp.	Rge.	Net Oil Prod	Net Oil Sold	Grav.	Water Prod	Tot. Gas Prod-Mcf	Gas-Oil Ratio	Date of Test		
14-42	523	14	9N	56E	106	324	25.2	255				30	Pumping

Totals 106 324 255

Method of determining water production: Shake Out _____ Estimate _____ Draw Off _____

No. Of Wells	Total Oil At Start of Month	Total Oil Produced	DISPOSITION OF OIL			Total Oil At End of Month	Total Capacity of Lease Tank
			Total Oil To Pipeline	Total Oil Truck Or RR	Name of Transporter		
1	445	106		324	Foreland Refining Corp.	227	

MCF Used on Lease: _____ Gas Used For Gas Lift
MCF Sold: _____ MCF Used On Lease
MCF Blown to air: _____ MCF Used On _____ Lease
Gas Purchaser: _____ MCF Used On _____ Lease

Barrels of oil produced and marketed during month.....	324.32
Tax at \$ 0.10 per barrel.....	\$ 32.43
MCF gas produced and marketed during month.....	
Tax at \$ 0.10 per 50,000 MCF.....	
Total tax monies remitted herewith to State Treasurer.....	\$ 32.43

Remarks (see attached sheets if needed):

I hereby certify that the information given herewith is true, correct and complete.

By: *[Signature]*
Laura A. Bacon

Date: May 14, 2008

Telephone : (406) 337-2050

RECEIVED

JUN 02 2008

Division of Minerals

State of Nevada
DEPARTMENT OF MINERALS
400 W. King Street, Suite 106
Carson City, Nevada 89710
Telephone (702) 687-5050

PRODUCER'S MONTHLY REPORT

Company: Frontier Exploration Company Address: P. O. Box 449, Shelby MT 59474
Lease: NV 7403 Pool: Munson Ranch County: Nye Month: Apr-08

Table with columns: LOCATION (Well No., Permit No., Sec., Twp., Rge.), OIL AND WATER (Net Oil Prod, Net Oil Sold, Grav., Water Prod), GAS (Tot. Gas Prod-Mcf, Gas-Oil Ratio, Date of Test), Days On, Status. Includes rows for wells 13-1, 13-46, 13-45, 14-33, 14-49, 14-49X and a Totals row.

Totals 774 749 1060
Method of determining water production: Shake Out Estimate Draw Off

Table with columns: No. Of Wells, Total Oil At Start of Month, Total Oil Produced, DISPOSITION OF OIL (Total Oil To Pipeline, Total Oil Truck Or RR, Name of Transporter), Total Oil At End of Month, Total Capacity of Lease Tank. Includes row for 5 wells.

MCF Used on Lease: Gas Used For Gas Lift
MCF Sold: MCF Used On Lease
MCF Blown to air: MCF Used On Lease
Gas Purchaser: MCF Used On Lease

Barrels of oil produced and marketed during month: 748.86
Tax at \$ 0.10 per barrel: \$ 74.89
MCF gas produced and marketed during month:
Tax at \$ 0.10 per 50,000 MCF:
Total tax monies remitted herewith to State Treasurer: \$ 74.89

Remarks (see attached sheets if needed):

I hereby certify that the information given herewith is true, correct and complete.

By: Laura A. Bacon

Date: May 14, 2008

Telephone : (406) 337-2050

RECEIVED

APR 28 2008

Division of Minerals

State of Nevada
DEPARTMENT OF MINERALS
400 W. King Street, Suite 106
Carson City, Nevada 89710
Telephone (702) 687-5050

PRODUCER'S MONTHLY REPORT

Company: Frontier Exploration Company Address: P. O. Box 449, Shelby, MT 59474
Lease: Trap Springs Pool: Trap Springs County: Nye Month: Mar-08

Table with columns: LOCATION (Well No., Permit No., Sec., Twp., Rge.), OIL AND WATER (Net Oil Prod, Net Oil Sold, Grav.), GAS (Water Prod, Tot. Gas Prod-Mcf, Gas-Oil Ratio, Date of Test, Days On, Status). Row 1: 14-42, 523, 14, 9N, 56E, 256, 0, 0.0, 265, 31, Pumping.

Totals 256 0 265
Method of determining water production: Shake Out Estimate Draw Off

Table with columns: No. Of Wells, Total Oil At Start of Month, Total Oil Produced, DISPOSITION OF OIL (Total Oil To Pipeline, Total Oil Truck Or RR, Name of Transporter, Total Oil At End of Month, Total Capacity of Lease Tank). Row 1: 1, 189, 256, 0, Foreland Refining Corp., 445.

MCF Used on Lease: Gas Used For Gas Lift
MCF Sold: MCF Used On Lease
MCF Blown to air: MCF Used On Lease
Gas Purchaser: MCF Used On Lease

Barrels of oil produced and marketed during month -
Tax at \$ 0.10 per barrel \$ -
MCF gas produced and marketed during month
Tax at \$ 0.10 per 50,000 MCF
Total tax monies remitted herewith to State Treasurer \$ -

Remarks (see attached sheets if needed):

I hereby certify that the information given herewith is true, correct and complete.

By: [Signature] Laura A. Bacon

Date: April 22, 2008

Telephone : (406) 337-2050

RECEIVED

APR 28 2008

Division of Minerals

State of Nevada
DEPARTMENT OF MINERALS
400 W. King Street, Suite 106
Carson City, Nevada 89710
Telephone (702) 687-5050

PRODUCER'S MONTHLY REPORT

Company: Frontier Exploration Company Address: P. O. Box 449, Shelby MT 59474
Lease: NV 7403 Pool: Munson Ranch County: Nye Month: Mar-08

Table with columns: LOCATION (Well No., Permit No., Sec., Twp., Rge.), OIL AND WATER (Net Oil Prod, Net Oil Sold, Grav.), GAS (Water Prod, Tot. Gas Prod-Mcf, Gas-Oil Ratio, Date of Test), Days On, Status. Rows include wells 13-1, 13-46, 13-45, 14-33, 14-49, 14-49X and a Totals row.

Totals 841 741 1104
Method of determining water production: Shake Out Estimate Draw Off

Table with columns: No. Of Wells, Total Oil At Start of Month, Total Oil Produced, DISPOSITION OF OIL (Total Oil To Pipeline, Total Oil Truck Or RR, Name of Transporter, Total Oil At End of Month, Total Capacity of Lease Tank). Row for 5 wells.

MCF Used on Lease: Gas Used For Gas Lift
MCF Sold: MCF Used On Lease
MCF Blown to air: MCF Used On Lease
Gas Purchaser: MCF Used On Lease

Summary table with rows: Barrels of oil produced and marketed during month (740.56), Tax at \$ 0.10 per barrel (\$ 74.06), MCF gas produced and marketed during month, Tax at \$ 0.10 per 50,000 MCF, Total tax monies remitted herewith to State Treasurer (\$ 74.06).

Remarks (see attached sheets if needed):

I hereby certify that the information given herewith is true, correct and complete.

By: [Signature] Laura A. Bacon

Date: April 22, 2008

Telephone : (406) 337-2050

RECEIVED

MAR 31 2008

Division of Minerals

State of Nevada
DEPARTMENT OF MINERALS
400 W. King Street, Suite 106
Carson City, Nevada 89710
Telephone (702) 687-5050

PRODUCER'S MONTHLY REPORT

Company: Frontier Exploration Company Address: P. O. Box 449, Shelby, MT 59474
Lease: Trap Springs Pool: Trap Springs County: Nye Month: Feb-08

Table with columns: LOCATION (Well No., Permit No., Sec., Twp., Rge.), OIL AND WATER (Net Oil Prod, Net Oil Sold, Grav.), GAS (Water Prod, Tot. Gas Prod-Mcf, Gas-Oil Ratio, Date of Test), Days On, Status. Row 1: 14-42, 523, 14, 9N, 56E, 171, 187, 25.6, 248, 29, Pumping.

Totals 171 187 248

Method of determining water production: Shake Out Estimate Draw Off

Table with columns: No. Of Wells, Total Oil At Start of Month, Total Oil Produced, DISPOSITION OF OIL (Total Oil To Pipeline, Total Oil Truck Or RR, Name of Transporter), Total Oil At End of Month, Total Capacity of Lease Tank. Row 1: 1, 205, 171, 187, Foreland Refining Corp., 189.

MCF Used on Lease: Gas Used For Gas Lift
MCF Sold: MCF Used On Lease
MCF Blown to air: MCF Used On Lease
Gas Purchaser: MCF Used On Lease

Barrels of oil produced and marketed during month 187.13
Tax at \$ 0.10 per barrel \$ 18.71
MCF gas produced and marketed during month
Tax at \$ 0.10 per 50,000 MCF
Total tax monies remitted herewith to State Treasurer \$ 18.71

Remarks (see attached sheets if needed):

I hereby certify that the information given herewith is true, correct and complete.

By: [Signature] Laura A. Bacon

Date: March 24, 2008

Telephone : (406) 337-2050

aw

State of Nevada
DEPARTMENT OF MINERALS
400 W. King Street, Suite 106
Carson City, Nevada 89710
Telephone (702) 687-5050

RECEIVED

MAR 31 2008

Division of Minerals

PRODUCER'S MONTHLY REPORT

Company: Frontier Exploration Company Address: P. O. Box 449, Shelby MT 59474
Lease: NV 7403 Pool: Munson Ranch County: Nye Month: Feb-08

LOCATION					OIL AND WATER			GAS					
Well No.	Permit No.	Sec.	Twp.	Rge.	Net Oil Prod	Net Oil Sold	Grav.	Water Prod	Tot. Gas Prod-Mcf	Gas-Oil Ratio	Date of Test	Days On	Status
13-1	435	13	9N	56E	287	353	27.2	433				29	Pumping
13-46	548	13	9N	56E	None	None		None				0	Shut In
13-45	547	13	9N	56E	182	224	27.2	225				29	Pumping
14-33	513	14	9N	56E	160	197	27.2	287				29	Pumping
14-49	550	14	9N	56E	120	148	27.2	86				29	Pumping
14-49X	562	14	9N	56E	33	41	27.2	None				3	Pumping
Totals					782	963		1031					

Method of determining water production: Shake Out _____ Estimate _____ Draw Off _____

No. Of Wells	Total Oil At Start of Month	Total Oil Produced	DISPOSITION OF OIL			Total Oil At End of Month	Total Capacity of Lease Tank
			Total Oil To Pipeline	Total Oil Truck Or RR	Name of Transporter		
5	341	782		963	Foreland Refining Corp.	160	

MCF Used on Lease: _____ Gas Used For Gas Lift
MCF Sold: _____ MCF Used On Lease
MCF Blown to air: _____ MCF Used On _____ Lease
Gas Purchaser: _____ MCF Used On _____ Lease

Barrels of oil produced and marketed during month..... 962.92
Tax at \$ 0.10 per barrel..... \$ 96.29
MCF gas produced and marketed during month.....
Tax at \$ 0.10 per 50,000 MCF.....
Total tax monies remitted herewith to State Treasurer..... \$ 96.29

Remarks (see attached sheets if needed):

I hereby certify that the information given herewith is true, correct and complete.

By: Laura A. Bacon

Date: March 24, 2008

Telephone : (406) 337-2050

du

RECEIVED

MAR 03 2008

Division of Minerals

State of Nevada
DEPARTMENT OF MINERALS
400 W. King Street, Suite 106
Carson City, Nevada 89710
Telephone (702) 687-5050

PRODUCER'S MONTHLY REPORT

Company: Frontier Exploration Company Address: P. O. Box 449, Shelby, MT 59474
Lease: Trap Springs Pool: Trap Springs County: Nye Month: Jan-08

LOCATION					OIL AND WATER			GAS					
Well No.	Permit No.	Sec.	Twp.	Rge.	Net Oil Prod	Net Oil Sold	Grav.	Water Prod	Tot. Gas Prod-Mcf	Gas-Oil Ratio	Date of Test	Days On	Status
14-42	523	14	9N	56E	182	230	26.0	265				31	Pumping

Totals 182 230 265

Method of determining water production: Shake Out _____ Estimate _____ Draw Off _____

No. Of Wells	Total Oil At Start of Month	Total Oil Produced	DISPOSITION OF OIL			Total Oil At End of Month	Total Capacity of Lease Tank
			Total Oil To Pipeline	Total Oil Truck Or RR	Name of Transporter		
1	253	182		230	Foreland Refining Corp.	205	

MCF Used on Lease: _____ Gas Used For Gas Lift
MCF Sold: _____ MCF Used On Lease
MCF Blown to air: _____ MCF Used On _____ Lease
Gas Purchaser: _____ MCF Used On _____ Lease

Barrels of oil produced and marketed during month.....	229.74
Tax at \$ 0.10 per barrel.....	\$ 22.97
MCF gas produced and marketed during month.....	
Tax at \$ 0.10 per 50,000 MCF.....	
Total tax monies remitted herewith to State Treasurer.....	\$ 22.97

Remarks (see attached sheets if needed):

I hereby certify that the information given herewith is true, correct and complete.

By: *Laura A. Bacon*
Laura A. Bacon

Date: February 22, 2008

Telephone : (406) 337-2050

ar

RECEIVED

MAR 03 2008

Division of Minerals

State of Nevada
DEPARTMENT OF MINERALS
400 W. King Street, Suite 106
Carson City, Nevada 89710
Telephone (702) 687-5050

PRODUCER'S MONTHLY REPORT

Company: Frontier Exploration Company Address: P. O. Box 449, Shelby MT 59474
Lease: NV 7403 Pool: Munson Ranch County: Nye Month: Jan-08

LOCATION					OIL AND WATER			GAS					Days On	Status
Well No.	Permit No.	Sec.	Twp.	Rge.	Net Oil Prod	Net Oil Sold	Grav.	Water Prod	Tot. Gas Prod-Mcf	Gas-Oil Ratio	Date of Test			
13-1	435	13	9N	56E	301	274	27.2	463				31	Pumping	
13-46	548	13	9N	56E	None	None		None				0	Shut In	
13-45	547	13	9N	56E	192	175	27.2	240				31	Pumping	
14-33	513	14	9N	56E	170	155	27.2	317				31	Pumping	
14-49	550	14	9N	56E	130	118	27.2	92				31	Pumping	
14-49X	562	14	9N	56E	39	35	27.2	None				4	Pumping	
Totals					832	757		1112						

Method of determining water production: Shake Out _____ Estimate _____ Draw Off _____


No. Of Wells	Total Oil At Start of Month	Total Oil Produced	DISPOSITION OF OIL			Total Oil At End of Month	Total Capacity of Lease Tank
			Total Oil To Pipeline	Total Oil Truck Or RR	Name of Transporter		
5	266	832		757	Foreland Refining Corp.	341	

MCF Used on Lease: _____ Gas Used For Gas Lift
MCF Sold: _____ MCF Used On Lease
MCF Blown to air: _____ MCF Used On _____ Lease
Gas Purchaser: _____ MCF Used On _____ Lease

Barrels of oil produced and marketed during month.....	757.37
Tax at \$ 0.10 per barrel.....	\$ 75.74
MCF gas produced and marketed during month.....	
Tax at \$ 0.10 per 50,000 MCF.....	
Total tax monies remitted herewith to State Treasurer.....	\$ 75.74

Remarks (see attached sheets if needed):

I hereby certify that the information given herewith is true, correct and complete.

By: 
Laura A. Bacon

Date: February 22, 2008

Telephone : (406) 337-2050