

NEVADA OIL PATCH

Briefing from the Department of Minerals
November/December, 1992

Production Summary

Total Nevada oil production for the period: 744,744 bbls
Production for the same period last year: 684,761 bbls

Permitting

Permits to drill issued by NDOM in the period: 5
Permits issued for the same period last year: 1

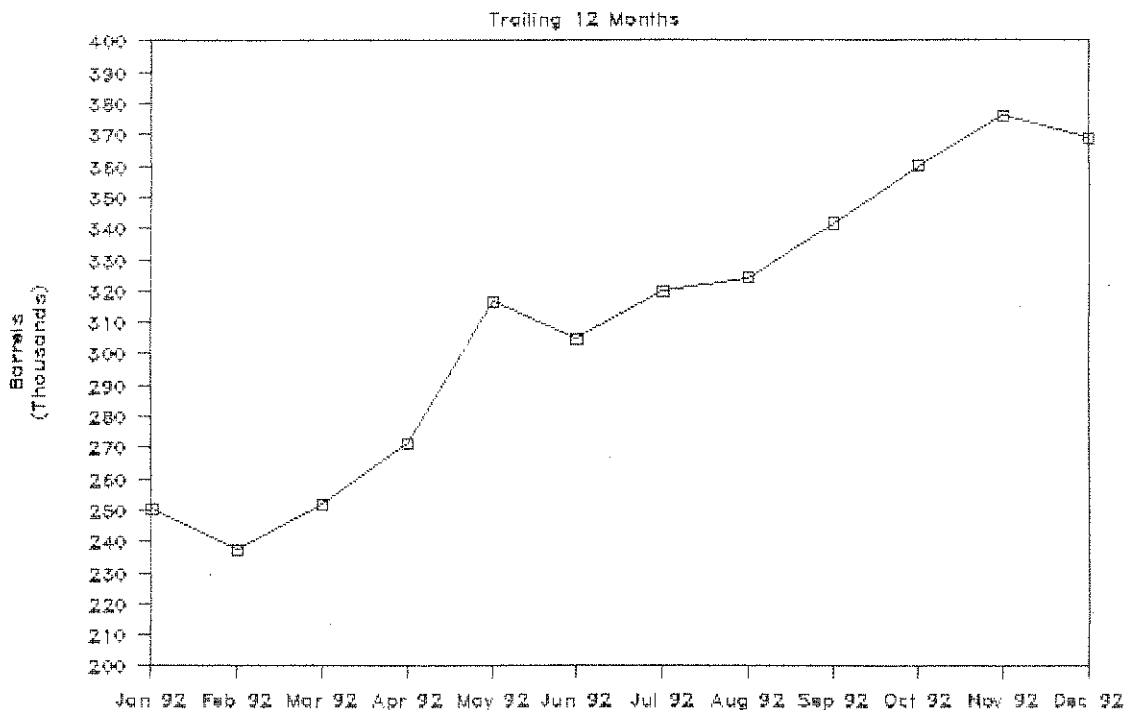
Rig Count

Rotary rigs operating during the period (peak): 2
Rotary rigs operating same period last year (peak): 2

Wells Drilled or Drilling During the Period

Petroleum Corp. of NV - Blackburn #18
Apache Corp. - Kate Springs #11-2
Skippy Oil Operating - Squaw Hills #1-15

NEVADA OIL PRODUCTION





BOB MILLER
Governor

STATE OF NEVADA
DEPARTMENT OF MINERALS

400 W. King Street, Suite 106
Carson City, Nevada 89710
(702) 687-5050
Fax (702) 687-3957

Las Vegas Branch
4220 S. Maryland Pkwy.
Suite 304
Las Vegas, Nevada 89119
(702) 486-7250
Fax (702) 486-7252

RUSSELL A. FIELDS
Executive Director

NEVADA OIL PRODUCTION NOVEMBER/DECEMBER, 1992

	November		December		Bi-Monthly Total	Cumulative Total
	Barrels	Days	Barrels	Days		
EAGLE SPRINGS FIELD: FIRST PRODUCTION - MARCH, 1954						
Kanowa Petroleum Inc.						
15-35	128	30	150	31		
35-35	124	30	59	31		
62-35	51	3	0	0		
	-----		-----			
	303		209		512	
Draycutt Corporation						
4-36	25	1	N/A			
5-36	1,346	30	N/A			
43-36	329	30	N/A			
73-35	875	25	N/A			
74-35	527	25	N/A			
84-35	500	25	N/A			
	-----		-----			
	3,602		N/A		3,602	
TOTAL	3,905		209		4,114	4,073,004

TRAP SPRINGS FIELD: FIRST PRODUCTION - NOVEMBER, 1976						
Makoil, Inc.						
24-1 Zuspenn	0	0	0	0		
24-3 Zuspenn	0	0	0	0		
13-21 Britton	0	0	0	0		
12-23 Munson Ranch	0	0	0	0		
12-24 Munson Ranch	411	30	431	30		
12-32 Munson Ranch	12,032	28	10,319	31		
12-33 Munson Ranch	176	30	161	27		
12-34 Munson Ranch	1,545	30	1,655	31		
12-42 Munson Ranch	78	16	108	22		
12-44X Munson Ranch	103	21	93	19		
13-11 Munson Ranch	1,133	30	1,211	31		
13-14 Munson Ranch	0	0	0	0		
13-21X Munson Ranch	83	2	328	6		
13-24 Munson Ranch	0	0	0	0		
13-31 Munson Ranch	1,936	29	1,819	31		
13-32 Munson Ranch	0	0	0	0		
13-33 Munson Ranch	59	12	78	16		
13-41X Munson Ranch	2,453	30	2,456	31		
13-42 Munson Ranch	380	30	374	31		
14-23 Munson Ranch	386	30	394	31		
14-24 Munson Ranch	0	0	0	0		
14-32 Munson Ranch	832	26	946	25		
14-34 Munson Ranch	157	30	152	31		
14-34X Munson Ranch	128	25	132	27		
14-41 Munson Ranch	2,413	30	2,438	31		
14-44 Munson Ranch	3,619	30	517	9		
J.N. Federal #1	0	0	0	0		
	-----		-----			
	27,924		23,612		51,536	

	November Barrels	November Days	December Barrels	December Days	Bi-Monthly Total	Cumulative Total
<hr/>						
J.R. Bacon Drilling						
Munson Ranch #13-1	664	30	677	31		
Munson Ranch #13-45	642	30	613	31		
Munson Ranch #13-46	0	0	0	0		
Munson Ranch #14-33	394	30	402	31		
Munson Ranch #14-42	2,094	30	2,283	31		
Munson Ranch #14-49	187	30	211	31		
Munson Ranch #14-49X	187	30	211	31		
	<hr/>		<hr/>			
	4,168		4,397		8,565	
Apache Corporation						
2 Trap Spring	3,202	30	3,234	31		
3 Trap Spring	2,822	30	2,359	31		
8 Trap Spring	335	30	596	31		
9 Trap Spring	3,766	30	3,760	31		
16 Trap Spring	435	30	469	31		
19 Trap Spring	2,020	30	2,316	31		
23-41 Trap Spring	467	30	927	23		
	<hr/>		<hr/>			
	13,047		13,661		26,708	
David M. Evans, Inc.						
12-13 Trap Spring	0	0	0	0	0	
TOTAL	45,139		41,670		86,809	10,486,689
<hr/>						
CURRANT FIELD: FIRST PRODUCTION - FEBRUARY, 1976						641
<hr/>						
BACON FLAT FIELD: FIRST PRODUCTION - JULY, 1981						
Apache Corporation						
Bacon Flat #1	0	0	0	0	0	
Balcron Oil Co.						
Bacon Flat #23-17	59,389	30	56,970	31	116,359	493,505
<hr/>						
DUCKWATER CREEK FIELD: FIRST PRODUCTION - MAY, 1990						
Makoil, Inc.						
Duckwater Creek 19-11	223	28	237	29	460	10,049
<hr/>						
BLACKBURN FIELD: FIRST PRODUCTION - APRIL, 1982						
Petroleum Corp. of Nevada						
Blackburn #3	2,829	30	2,828	30		
Blackburn #10	653	27	842	30		
Blackburn #14	3,526	30	2,101	31		
Blackburn #16	6,208	30	4,868	31		
Blackburn #18	13,742	10	44,895	31		
	<hr/>		<hr/>			
	26,958		55,534		82,492	2,578,486

	November Barrels	November Days	December Barrels	December Days	Bi-Monthly Total	Cumulative Total
GRANT CANYON FIELD: FIRST PRODUCTION - SEPTEMBER, 1983						
Apache Corporation						
Grant Canyon #3	0	0	0	0		
Grant Canyon #7	97,865	30	74,033	31		
Grant Canyon #9	128,346	30	125,622	31		
	<u>226,211</u>		<u>199,655</u>		425,866	18,808,310
SPENCER FEDERAL LEASE: PRODUCTION - MAY, 1986						
						86
KATE SPRING FIELD: FIRST PRODUCTION - JANUARY, 1986						
Western General, Inc.						
Kate Spring #1	400	4	300	3		
Kate Spring #1A	7,109	27	7,856	28		
Kate Spring #1C	930	31	930	31		
Taylor Federal #1	1,785	30	1,875	31		
Taylor Federal #2	138	11	0	0		
	<u>10,362</u>		<u>10,961</u>		21,323	
Apache Corporation						
Kate Spring #12-2	3,332	30	3,519	26	6,851	
TOTAL	13,694		14,480		28,174	1,232,978
TOMERA RANCH FIELD: FIRST PRODUCTION - DECEMBER, 1987						
J.R. Bacon Drilling, Inc.						
Tomera Ranch 33-1	0	0	0	0	0	
Foreland Corporation						
Foreland-S Pacific 1-5R	145	30	175	31	320	14,445
NORTH WILLOW CREEK: FIRST PRODUCTION - APRIL, 1988						
Foreland Corporation						
Foreland-S Pacific 1-27	150	6	0	0	150	23,518
THREE BAR FIELD: FIRST PRODUCTION - MARCH, 1990						
Trail Mountain, Inc.						
Three Bar 25-A	0	0	0	0	0	21,647

NEVADA OIL PATCH

Briefing from the Department of Minerals
September/October, 1992

Production Summary

Total Nevada oil production for the period:	701,283 bbls
Production for the same period last year:	517,813 bbls

Permitting

Permits to drill issued by NDOM in the period:	2
Permits issued for the same period last year:	8

Rig Count

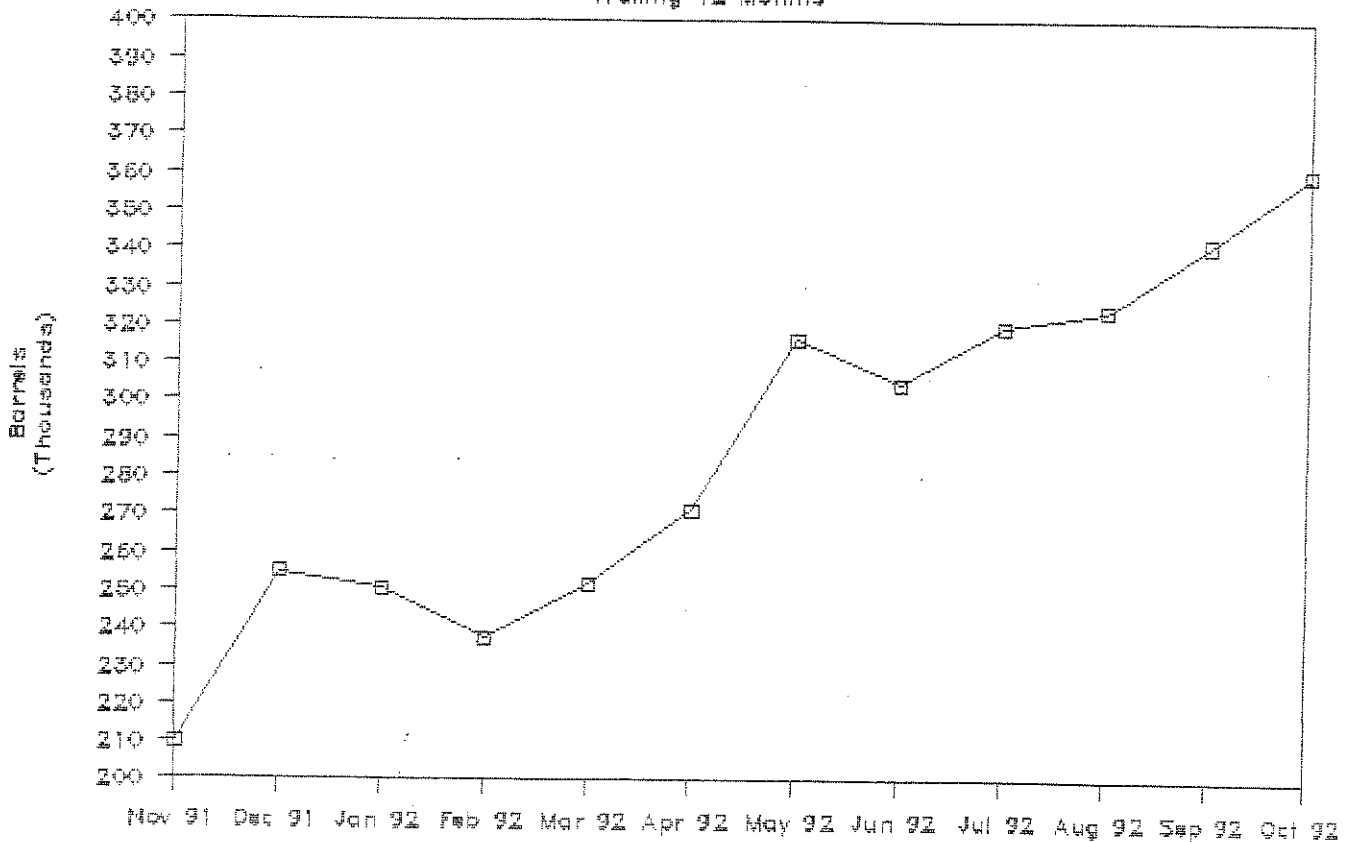
Rotary rigs operating during the period (peak):	2
Rotary rigs operating same period last year (peak):	1

Wells Drilled or Drilling During the Period

Balcron Oil - Bacon Flat #23-17
Makoil, Inc. - Munson Ranch #13-32
Petroleum Corp. of NV - Blackburn #18
Apache Corp. - Kate Springs #11-2

NEVADA OIL PRODUCTION

Trailing 12 Months





BOB MILLER
Governor

STATE OF NEVADA
DEPARTMENT OF MINERALS

400 W. King Street, Suite 106
Carson City, Nevada 89710
(702) 687-5050
Fax (702) 687-3957

Las Vegas Branch
4220 S. Maryland Pkwy.
Suite 304
Las Vegas, Nevada 89119
(702) 486-7250
Fax (702) 486-7252

RUSSELL A. FIELDS
Executive Director

NEVADA OIL PRODUCTION SEPTEMBER/OCTOBER, 1992

	September		October		Bi-Monthly Total	Cumulative Total
	Barrels	Days	Barrels	Days		
EAGLE SPRINGS FIELD: FIRST PRODUCTION - MARCH, 1954						
Kanowa Petroleum Inc.						
15-35	202	30	172	30		
35-35	202	30	295	30		
62-35	0	0	60	9		
	404		527		931	
Draycutt Corporation						
1-36	0	0	0	0		
5-36	1,560	30	1,287	31		
43-36	363	30	341	31		
73-35	1,080	30	1,054	31		
74-35	578	30	1,124	31		
84-35	450	30	434	31		
	4,031		4,240		8,271	
TOTAL	4,435		4,767		9,202	4,068,890

TRAP SPRINGS FIELD: FIRST PRODUCTION - NOVEMBER, 1976

Makoil, Inc.						
24-1 Zuspenn	0	0	0	0		
24-3 Zuspenn	0	0	0	0		
13-21 Britton	0	0	0	0		
12-23 Munson Ranch	0	0	0	0		
12-24 Munson Ranch	413	30	428	31		
12-32 Munson Ranch	18,442	30	19,232	31		
12-33 Munson Ranch	181	30	183	31		
12-34 Munson Ranch	1,973	30	1,703	31		
12-42 Munson Ranch	146	30	138	28		
12-44X Munson Ranch	146	30	148	30		
13-11 Munson Ranch	511	17	765	27		
13-14 Munson Ranch	126	14	86	13		
13-21X Munson Ranch	206	3	158	4		
13-24 Munson Ranch	0	0	0	0		
13-31 Munson Ranch	692	26	1,300	20		
13-32 Munson Ranch	0	0	0	0		
13-33 Munson Ranch	68	14	49	10		
13-41X Munson Ranch	845	30	1,335	27		
13-42 Munson Ranch	445	30	454	31		
14-23 Munson Ranch	414	30	428	31		
14-24 Munson Ranch	0	0	0	0		
14-32 Munson Ranch	1,133	30	968	25		
14-34 Munson Ranch	209	30	214	31		
14-34X Munson Ranch	178	30	185	30		
14-41 Munson Ranch	2,406	30	2,088	27		
14-44 Munson Ranch	4,279	30	4,478	31		
J.N. Federal #1	0	0	0	0		
	32,813		34,340		67,153	

	September		October		Bi-Monthly	Cumulative
	Barrels	Days	Barrels	Days	Total	Total
J.R. Bacon Drilling						
Munson Ranch #13-1	675	30	706	31		
Munson Ranch #13-45	450	18	683	31		
Munson Ranch #13-46	0	0	0	0		
Munson Ranch #14-33	338	29	478	31		
Munson Ranch #14-42	2,058	30	2,165	31		
Munson Ranch #14-49	206	30	205	31		
Munson Ranch #14-49X	206	30	205	31		
	3,933		4,442		8,375	
Apache Corporation						
2 Trap Spring	3,506	30	3,237	31		
3 Trap Spring	3,044	30	3,053	31		
8 Trap Spring	244	30	213	31		
9 Trap Spring	3,629	30	4,097	31		
16 Trap Spring	486	30	498	31		
19 Trap Spring	2,032	30	2,405	31		
23-41 Trap Spring	645	30	569	31		
	13,586		14,072		27,658	
David M. Evans, Inc.						
12-13 Trap Spring	0	0	0	0	0	
TOTAL	50,332		52,854		103,186	10,399,880
CARRANT FIELD: FIRST PRODUCTION - FEBRUARY, 1976						641
BACON FLAT FIELD: FIRST PRODUCTION - JULY, 1981						
Apache Corporation						
Bacon Flat #1	0	0	0	0	0	
Balcron Oil Co.						
Bacon Flat #23-17	28,884	29	33,602	31	62,486	377,146
DUCKWATER CREEK FIELD: FIRST PRODUCTION - MAY, 1990						
Makoil, Inc.						
Duckwater Creek 19-11	161	20	214	27	375	9,589
BLACKBURN FIELD: FIRST PRODUCTION - APRIL, 1982						
Petroleum Corp. of Nevada						
Blackburn #3	2,846	28	2,878	31		
Blackburn #10	784	30	703	29		
Blackburn #14	3,835	30	3,874	31		
Blackburn #16	6,415	30	6,771	31		
	13,880		14,226		28,106	2,495,994

	September Barrels	September Days	October Barrels	October Days	Bi-Monthly Total	Cumulative Total
GRANT CANYON FIELD: FIRST PRODUCTION - SEPTEMBER, 1983						
Apache Corporation						
Grant Canyon #3	0	0	0	0		
Grant Canyon #7	99,408	30	102,997	31		
Grant Canyon #9	128,406	30	135,106	31		
	<u>227,814</u>		<u>238,103</u>		465,917	18,382,444

SPENCER FEDERAL LEASE: PRODUCTION - MAY, 1986 86

KATE SPRING FIELD: FIRST PRODUCTION - JANUARY, 1986

Western General, Inc.						
Kate Spring #1	500	5	500	5		
Kate Spring #1A	8,099	25	7,350	26		
Kate Spring #1C	900	30	1,240	31		
Taylor Federal #1	1,914	30	1,730	31		
Taylor Federal #2	142	10	140	10		
	<u>11,555</u>		<u>10,960</u>		22,515	
Apache Corporation						
Kate Spring #12-2	3,844	30	4,684	31	8,528	
TOTAL	15,399		15,644		31,043	1,204,804

TOMERA RANCH FIELD: FIRST PRODUCTION - DECEMBER, 1987

J.R. Bacon Drilling, Inc.						
Tomera Ranch 33-1	49	16	0	0	49	
Foreland Corporation						
Foreland-S Pacific 1-5R	183	30	192	31	375	14,125

NORTH WILLOW CREEK: FIRST PRODUCTION - APRIL, 1988

Foreland Corporation						
Foreland-S Pacific 1-27	287	8	257	9	544	23,368

THREE BAR FIELD: FIRST PRODUCTION - MARCH, 1990

Trail Mountain, Inc.						
Three Bar 25-A	0	0	0	0	0	21,647

NEVADA GAS PRODUCTION NOVEMBER/DECEMBER, 1991

KATE SPRING FIELD: FIRST PRODUCTION - NOVEMBER, 1988

	September MCF	October MCF	Bi-Monthly Total	Cumulative Total
Apache Corporation	965	1,108	2,073	
Western General	1,192	1,128	2,320	
Total	2,157	2,236	4,393	200,894

SUMMARY: NEVADA OIL AND GAS PRODUCTION

September Oil Prod.	341,424			
October Oil		359,859		
Bi-Monthly Total			701,283	
Cumulative Nevada Oil Production (1954-Present)				36,998,614
Sept. Gas Production	2,157			
Oct. Gas Production		2,236		
Bi-Monthly Total			4,393	
Cumulative Nevada Gas Production (1988-Present)				200,894

Remarks:

NEVADA GAS PRODUCTION NOVEMBER/DECEMBER, 1991

KATE SPRING FIELD: FIRST PRODUCTION - NOVEMBER, 1988

	November MCF	December MCF	Bi-Monthly Total	Cumulative Total
Apache Corporation	849	748	1,597	
Western General	1,073	1,127	2,200	
Total	<u>1,922</u>	<u>1,875</u>	<u>3,797</u>	204,691

SUMMARY: NEVADA OIL AND GAS PRODUCTION

November Oil Production	375,814			
December Oil Production		368,930		
Bi-Monthly Total			744,744	
Cumulative Nevada Oil Production (1954-Present)				37,743,358
November Gas Production	1,922			
December Gas Production		1,875		
Bi-Monthly Total			3,797	
Cumulative Nevada Gas Production (1988-Present)				204,691

Remarks: Please note that this report does not contain production information for Draycutt Corporation for the month of December, 1992. When the figures are made available Department of Minerals, they will be included in a subsequent report.

NEVADA OIL PATCH

Briefing from the Department of Minerals
July/August, 1992

Production Summary

Total Nevada oil production for the period: 643,840 bbls
Production for the same period last year: 515,205 bbls

Permitting

Permits to drill issued by NDOM in the period: 4
Permits issued for the same period last year: 1

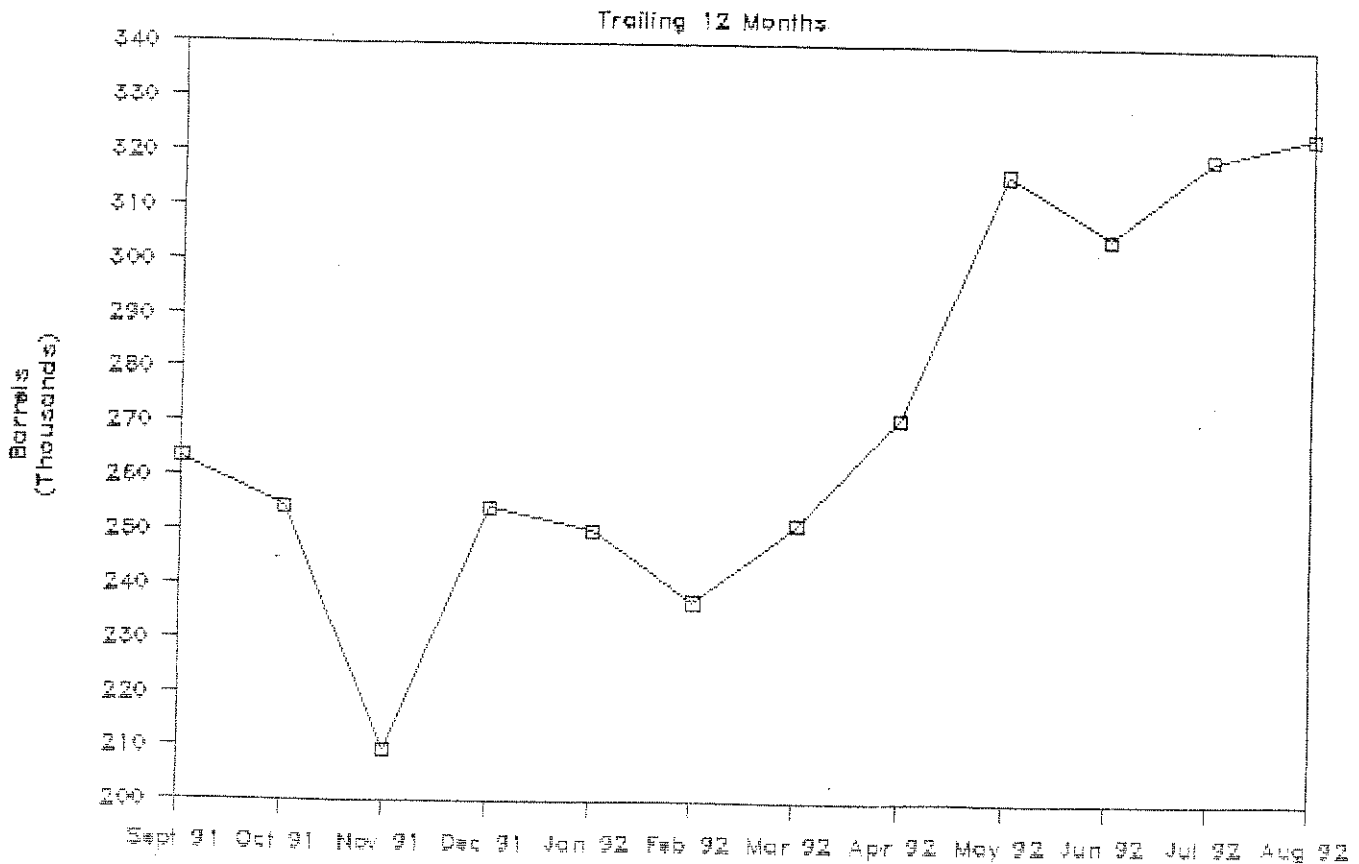
Rig Count

Rotary rigs operating during the period (peak): 3
Rotary rigs operating same period last year (peak): 2

Wells Drilled or Drilling During the Period

Balcron Oil - Bacon Flat #23-17
Pioneer Oil and Gas - Yankee Mine Unit #27-23X
Cenex - Federal #5-7
The Anschutz Corporation - Buck Mountain #36-1
Trail Mountain - Three Bar Unit #25-7D

NEVADA OIL PRODUCTION





BOB MILLER
Governor

STATE OF NEVADA
DEPARTMENT OF MINERALS

400 W. King Street, Suite 106
Carson City, Nevada 89710
(702) 687-5050

Fax (702) 687-3957

Las Vegas Branch
4220 S. Maryland Pkwy.
Suite 304
Las Vegas, Nevada 89119
(702) 486-7250
Fax (702) 486-7252

RUSSELL A. FIELDS
Executive Director

NEVADA OIL PRODUCTION JULY/AUGUST, 1992

	July		August		Bi-Monthly Total	Cumulative Total
	Barrels	Days	Barrels	Days		
EAGLE SPRINGS FIELD: FIRST PRODUCTION - MARCH, 1954						
Kanowa Petroleum Inc.						
15-35	228	25	241	30		
35-35	286	15	241	30		
62-35	0	0	0	0		
	514		482		996	
Draycutt Corporation						
1-36	0	0	0	0		
5-36	1,366	29	1,449	31		
43-36	522	29	465	31		
73-35	745	23	1,085	31		
74-35	575	23	663	31		
84-35	580	29	465	31		
	3,788		4,127		7,915	
TOTAL	4,302		4,609		8,911	4,059,688

TRAP SPRINGS FIELD: FIRST PRODUCTION - NOVEMBER, 1976

Makoil, Inc.						
24-1 Zuspenn	0	0	0	0		
24-3 Zuspenn	0	0	0	0		
13-21 Britton	0	0	0	0		
12-23 Munson Ranch	193	31	116	19		
12-24 Munson Ranch	459	31	443	31		
12-32 Munson Ranch	8,000	31	15,511	29		
12-33 Munson Ranch	239	31	233	31		
12-34 Munson Ranch	1,760	31	1,647	29		
12-42 Munson Ranch	152	31	152	31		
12-44X Munson Ranch	152	31	152	31		
13-11 Munson Ranch	1,752	25	1,392	31		
13-14 Munson Ranch	362	31	364	31		
13-21X Munson Ranch	494	8	130	7		
13-24 Munson Ranch	61	31	41	21		
13-31 Munson Ranch	835	31	822	31		
13-32 Munson Ranch	545	31	545	31		
13-33 Munson Ranch	152	31	152	31		
13-41X Munson Ranch	895	31	893	31		
13-42 Munson Ranch	457	31	468	31		
14-23 Munson Ranch	448	31	450	31		
14-24 Munson Ranch	0	0	0	0		
14-32 Munson Ranch	1,228	31	1,230	31		
14-34 Munson Ranch	238	31	232	31		
14-34X Munson Ranch	184	31	182	31		
14-41 Munson Ranch	2,735	31	2,297	26		
14-44 Munson Ranch	4,931	31	4,893	31		
J.N. Federal #1	0	0	0	0		
	26,272		32,345		58,617	

	July		August		Bi-Monthly	Cumulative
	Barrels	Days	Barrels	Days	Total	Total

J.R. Bacon Drilling						
Munson Ranch #13-1	641	31	651	28		
Munson Ranch #13-45	724	31	652	31		
Munson Ranch #13-46	0	0	0	0		
Munson Ranch #14-33	342	24	433	31		
Munson Ranch #14-42	1,857	31	2,322	31		
Munson Ranch #14-49	214	31	218	31		
Munson Ranch #14-49X	214	31	217	31		
	<u>3,992</u>		<u>4,493</u>		8,485	
Apache Corporation						
2 Trap Spring	3,162	31	3,497	31		
3 Trap Spring	4,098	31	3,050	31		
8 Trap Spring	327	31	320	31		
9 Trap Spring	3,067	31	3,649	31		
16 Trap Spring	463	31	375	25		
19 Trap Spring	2,542	31	2,510	31		
23-41 Trap Spring	688	31	704	31		
	<u>14,347</u>		<u>14,105</u>		28,452	
David M. Evans, Inc.						
12-13 Trap Spring	0	0	0	0	0	
TOTAL	44,611		50,943		95,554	10,296,694

CURRANT FIELD: FIRST PRODUCTION - FEBRUARY, 1976						641

BACON FLAT FIELD: FIRST PRODUCTION - JULY, 1981						
Apache Corporation						
Bacon Flat #1	0	0	0	0	0	314,660

DUCKWATER CREEK FIELD: FIRST PRODUCTION - MAY, 1990						
Makoil, Inc.						
Duckwater Creek 19-11	271	31	201	24	472	9,214

BLACKBURN FIELD: FIRST PRODUCTION - APRIL, 1982						
Petroleum Corp. of Nevada						
Blackburn #3	3,098	31	2,946	31		
Blackburn #10	907	31	846	31		
Blackburn #14	4,045	31	4,109	31		
Blackburn #16	6,731	31	6,603	31		
	<u>14,781</u>		<u>14,504</u>		29,285	2,467,888

GRANT CANYON FIELD: FIRST PRODUCTION - SEPTEMBER, 1983						
Apache Corporation						
Grant Canyon #3	0	0	0	0		
Grant Canyon #7	104,220	31	104,454	31		
Grant Canyon #9	133,223	31	132,333	31		
	<u>237,443</u>		<u>236,787</u>		474,230	17,916,527

	July Barrels	July Days	August Barrels	August Days	Bi-Monthly Total	Cumulative Total
SPENCER FEDERAL LEASE: PRODUCTION - MAY, 1986						86
KATE SPRING FIELD: FIRST PRODUCTION - JANUARY, 1986						
Western General, Inc.						
Kate Spring #1	500	5	500	5		
Kate Spring #1A	8,305	26	8,473	26		
Kate Spring #1C	600	21	506	22		
Taylor Federal #1	2,405	31	2,075	30		
Taylor Federal #2	419	9	216	9		
	12,229		11,770		23,999	
Apache Corporation						
Kate Spring #12-2	5,001	31	4,437	31	9,438	
TOTAL	17,230		16,207		33,437	1,173,761
TOMERA RANCH FIELD: FIRST PRODUCTION - DECEMBER, 1987						
J.R. Bacon Drilling, Inc.						
Tomera Ranch 33-1	595	18	274	31	869	
Foreland Corporation						
Foreland-S Pacific 1-5R	240	24	242	31	482	13,701
NORTH WILLOW CREEK: FIRST PRODUCTION - APRIL, 1988						
Foreland Corporation						
Foreland-S Pacific 1-27	310	12	290	10	600	22,824
THREE BAR FIELD: FIRST PRODUCTION - MARCH, 1990						
Trail Mountain, Inc.						
Three Bar 25-A	0	0	0	0	0	21,647
NEVADA GAS PRODUCTION NOVEMBER/DECEMBER, 1991						
KATE SPRING FIELD: FIRST PRODUCTION - NOVEMBER, 1988						
	July MCF		August MCF		Bi-Monthly Total	Cumulative Total
Apache Corporation	1,215		1,087		2,302	
Western General	1,291		1,223		2,514	
Total	2,506		2,310		4,816	196,501

SUMMARY: NEVADA OIL AND GAS PRODUCTION

July Oil Production	319,783			
August Oil Production		324,057		
Bi-Monthly Total			643,840	
Cumulative Nevada Oil Production (1954-Present)				36,297,331

July Gas Production	2,506			
August Gas Production		2,310		
Bi-Monthly Total			4,816	
Cumulative Nevada Gas Production (1958-Present)				196,501

Remarks:

NEVADA OIL PATCH

Briefing from the Department of Minerals
May/June, 1992

Production Summary

Total Nevada oil production for the period: 621,172 bbls
Production for the same period last year: 595,917 bbls

Permitting

Permits to drill issued by NDOM in the period: 8
Permits issued for the same period last year: 5

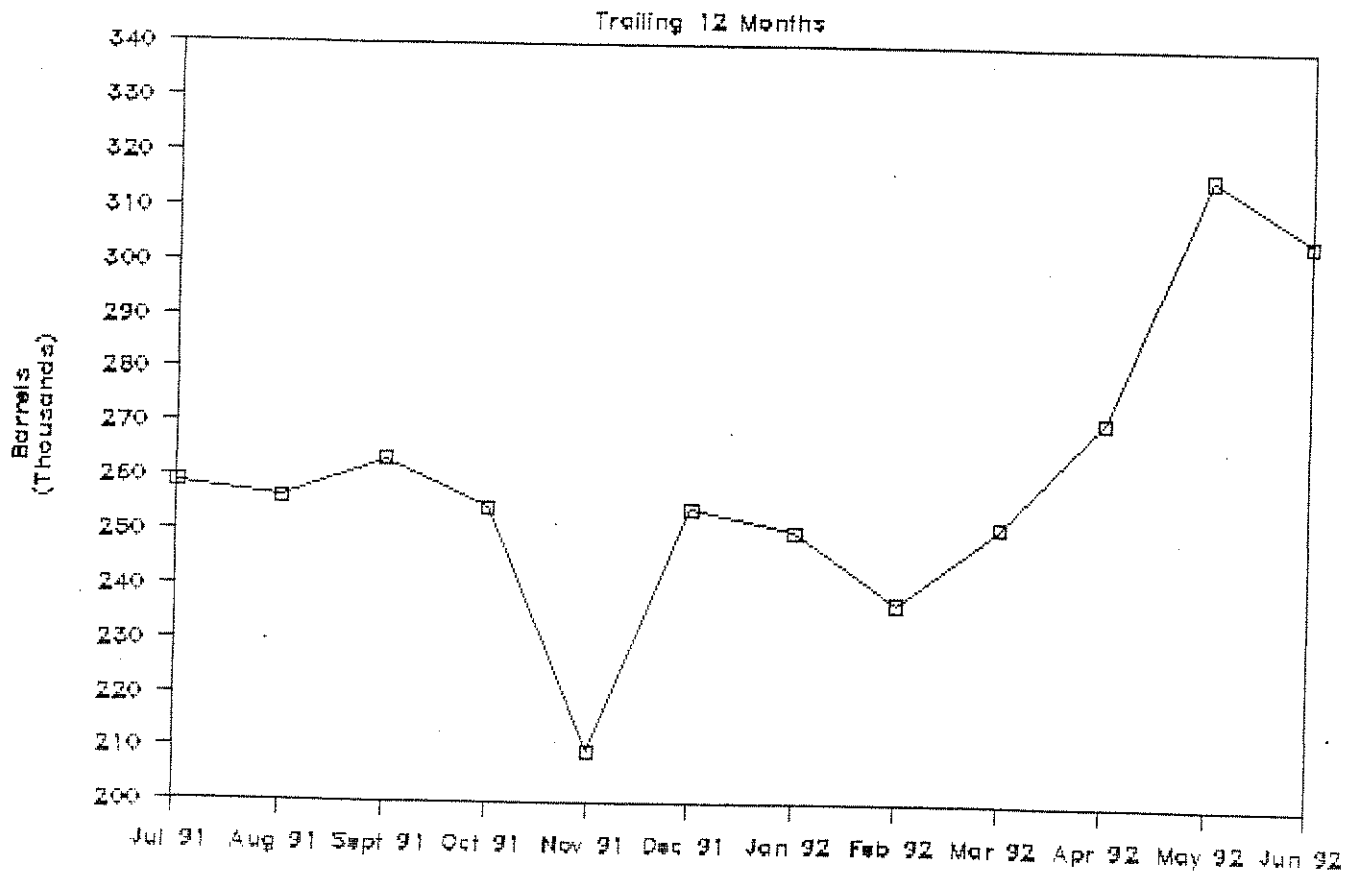
Rig Count

Rotary rigs operating during the period (peak): 3
Rotary rigs operating same period last year (peak): 3

Wells Drilled or Drilling During the Period

Makoil, Inc. - Munson Ranch #13-21X
EP Operating - Stagecoach Federal #17-1
Pioneer Oil and Gas - Yankee Mine Unit #27-23
Foreland Corporation - S.P. Land Co. #1-5R
Genex - Federal #5-7
The Anschutz Corporation - Buck Mountain #36-1

NEVADA OIL PRODUCTION





BOB MILLER
Governor

STATE OF NEVADA
DEPARTMENT OF MINERALS

400 W. King Street, Suite 106
Carson City, Nevada 89710
(702) 687-5050
Fax (702) 687-3957

Las Vegas Branch
4220 S. Maryland Pkwy.
Suite 304
Las Vegas, Nevada 89119
(702) 486-7250
Fax (702) 486-7252

RUSSELL A. FIELDS
Executive Director

NEVADA OIL PRODUCTION MAY/JUNE, 1992

	May		June		Bi-Monthly Total	Cumulative Total
	Barrels	Days	Barrels	Days		
EAGLE SPRINGS FIELD: FIRST PRODUCTION - MARCH, 1954						
Kanowa Petroleum Inc.						
15-35	261	30	205	30		
35-35	94	5	258	12		
62-35	0	0	0	0		
	355		463		818	
Draycutt Corporation						
1-36	0	0	0	0		
5-36	1,733	31	1,646	30		
43-36	682	31	448	30		
73-35	1,633	31	1,021	25		
74-35	0	0	396	14		
84-35	620	31	306	15		
	4,668		3,817		8,485	
TOTAL	5,023		4,280		9,303	4,050,777

TRAP SPRINGS FIELD: FIRST PRODUCTION - NOVEMBER, 1976

Makoi Inc.						
2-1 Zuspenn	0	0	0	0		
4-3 Zuspenn	0	0	0	0		
3-21 Britton	0	0	0	0		
12-23 Munson Ranch	183	30	180	30		
12-24 Munson Ranch	484	31	420	30		
12-32 Munson Ranch	10,648	30	7,899	28		
12-33 Munson Ranch	231	31	187	30		
12-34 Munson Ranch	2,085	31	1,709	30		
12-42 Munson Ranch	149	31	147	30		
12-44X Munson Ranch	149	31	147	30		
13-11 Munson Ranch	2,358	31	1,710	30		
13-14 Munson Ranch	597	31	363	30		
13-21X Munson Ranch	N/A	N/A	672	10		
13-24 Munson Ranch	61	31	51	26		
13-31 Munson Ranch	909	31	803	30		
13-32 Munson Ranch	543	27	536	30		
13-33 Munson Ranch	135	31	117	26		
13-41X Munson Ranch	886	31	858	30		
13-42 Munson Ranch	464	31	448	30		
14-23 Munson Ranch	449	31	447	30		
14-24 Munson Ranch	238	31	107	15		
14-32 Munson Ranch	1,184	31	1,182	30		
14-34 Munson Ranch	239	31	265	30		
14-34X Munson Ranch	189	31	183	30		
14-41 Munson Ranch	2,676	31	2,593	27		
14-44 Munson Ranch	4,778	31	4,602	30		
J.N. Federal #1	0	0	0	0		
	29,635		25,626		55,261	

	May		June		Bi-Monthly	Cumulative
	Barrels	Days	Barrels	Days	Total	Total
<hr/>						
J.R. Bacon Drilling						
Munson Ranch #13-1	780	31	606	30		
Munson Ranch #13-45	70	2	844	30		
Munson Ranch #13-46	20	1	22	1		
Munson Ranch #14-33	494	31	303	30		
Munson Ranch #14-42	1,858	31	1,765	30		
Munson Ranch #14-49	248	31	194	30		
Munson Ranch #14-49X	230	31	194	30		
	<hr/>		<hr/>			
	3,700		3,928		7,628	
Apache Corporation						
2 Trap Spring	3,381	31	3,559	30		
3 Trap Spring	0	0	318	3		
8 Trap Spring	360	31	366	30		
9 Trap Spring	3,668	31	4,003	30		
16 Trap Spring	510	31	449	26		
19 Trap Spring	2,335	31	2,547	30		
23-41 Trap Spring	817	31	790	30		
	<hr/>		<hr/>			
	11,071		12,032		23,103	
David M. Evans, Inc.						
12-13 Trap Spring	0	0	0	0	0	
TOTAL	44,406		41,586		85,992	10,201,140
<hr/>						
CURRANT FIELD: FIRST PRODUCTION - FEBRUARY, 1976						641
<hr/>						
BACON FLAT FIELD: FIRST PRODUCTION - JULY, 1981						
Apache Corporation						
Bacon Flat #1	0	0	0	0	0	314,660
<hr/>						
DUCKWATER CREEK FIELD: FIRST PRODUCTION - MAY, 1990						
Makoil, Inc.						
Duckwater Creek 19-11	249	31	247	30	496	8,742
<hr/>						
BLACKBURN FIELD: FIRST PRODUCTION - APRIL, 1982						
Petroleum Corp. of Nevada						
Blackburn #3	3,306	30	3,047	29		
Blackburn #10	913	31	905	30		
Blackburn #14	4,120	31	4,024	30		
Blackburn #16	7,106	31	6,731	30		
	<hr/>		<hr/>			
	15,445		14,707		30,152	2,438,603
<hr/>						
GRANT CANYON FIELD: FIRST PRODUCTION - SEPTEMBER, 1983						
Apache Corporation						
Grant Canyon #3	44,961	31	4,390	5		
Grant Canyon #7	106,304	31	102,245	30		
Grant Canyon #9	81,093	0	120,086	30		
	<hr/>		<hr/>			
	232,358		226,721		459,079	17,442,297

	May Barrels	Days	June Barrels	Days	Bi-Monthly Total	Cumulative Total
SPENDER FEDERAL LEASE: PRODUCTION - MAY, 1986						
KATE SPRING FIELD: FIRST PRODUCTION - JANUARY, 1986						
Western General, Inc.						
Kate Spring #1	750	5	750	9		
Kate Spring #1A	8,534	26	8,229	21		
Kate Spring #1C	1,054	31	1,054	30		
Taylor Federal #1	2,131	31	2,054	30		
Taylor Federal #2	270	15	292	11		
	12,739		12,379		25,118	
Apache Corporation						
Kate Spring #12-2	5,645	31	4,508	30	10,153	
TOTAL	18,384		16,887		35,271	1,140,324

TOMERA RANCH FIELD: FIRST PRODUCTION - DECEMBER, 1987						
J.R. Bacon Drilling, Inc.						
Tomera Ranch 33-1	0	0	0	0	0	
Foreland Corporation						
Foreland-S Pacific 1-5	0	0	0	0	0	12,350

NORTH WILLOW CREEK: FIRST PRODUCTION - APRIL, 1988

Foreland Corporation						
Foreland-S Pacific 1-27	363	19	328	11	691	22,224

THREE BAR FIELD: FIRST PRODUCTION - MARCH, 1990

Trail Mountain, Inc.						
Three Bar 25-A	188	17	0	0	188	21,647

NEVADA GAS PRODUCTION NOVEMBER/DECEMBER, 1991

KATE SPRING FIELD: FIRST PRODUCTION - NOVEMBER, 1988

	May MCF	June MCF	Bi-Monthly Total	Cumulative Total
Apache Corporation	1,341	1,130	2,471	
Western General	1,329	1,284	2,613	
Total	2,670	2,414	5,084	191,683

SUMMARY: NEVADA OIL AND GAS PRODUCTION

May Oil Production	316,416			
June Oil Production		304,756		
Bi-Monthly Total			621,172	
Cumulative Nevada Oil Production (1954-Present)				35,653,491
May Gas Production	2,670			
June Gas Production		2,414		
Bi-Monthly Total			5,084	
Cumulative Nevada Gas Production (1988-Present)				191,685

Remarks:

NEVADA OIL PATCH

Briefing from the Department of Minerals
March/April, 1992

Production Summary

Total Nevada oil production for the period:	523,012 bbls
Production for the same period last year:	668,713 bbls

Permitting

Permits to drill issued by NDOM in the period:	9
Permits issued for the same period last year:	7

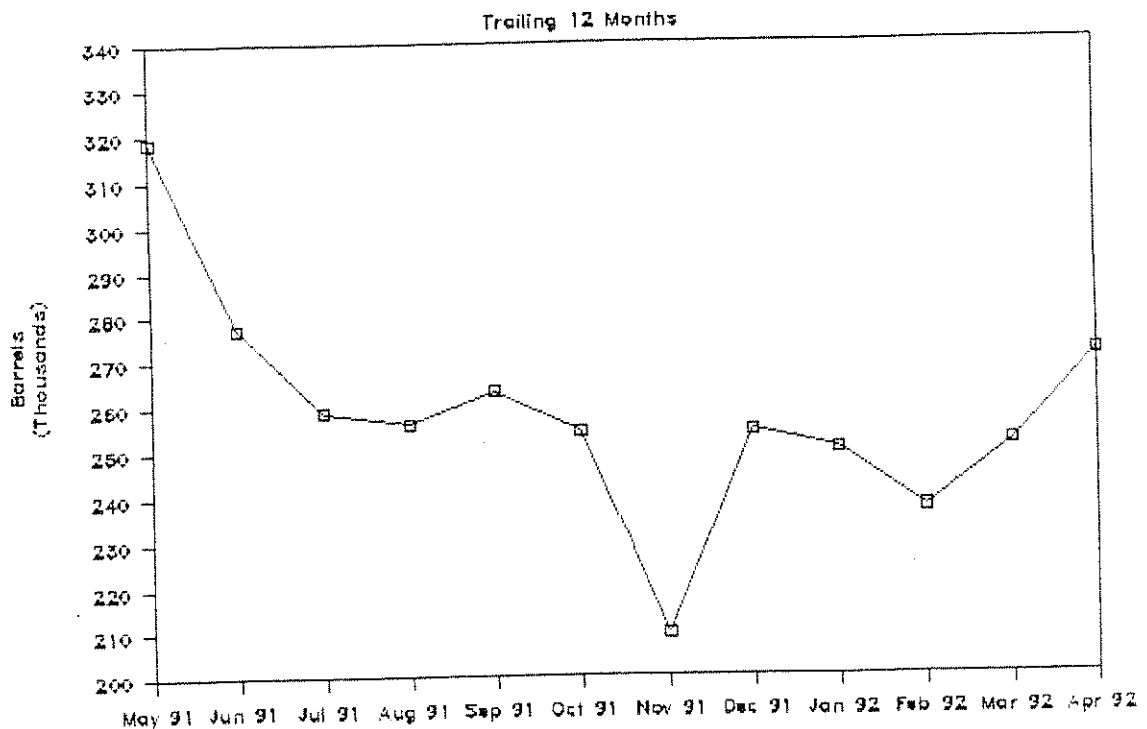
Rig Count

Rotary rigs operating during the period (peak):	2
Rotary rigs operating same period last year (peak):	2

Wells Drilled or Drilling During the Period

Apache Corporation - Bacon Flat Federal #42-20
Apache Corporation - Grant Canyon #9
Makoil, Inc. - 13-21X

NEVADA OIL PRODUCTION





BOB MILLER
Governor

STATE OF NEVADA
DEPARTMENT OF MINERALS

400 W. King Street, Suite 106
Carson City, Nevada 89710
(702) 687-5050
Fax (702) 687-3957

Las Vegas Branch
4220 S. Maryland Pkwy.
Suite 304
Las Vegas, Nevada 89119
(702) 486-7250
Fax (702) 486-7252

RUSSELL A. FIELDS
Executive Director

NEVADA OIL PRODUCTION MARCH/APRIL, 1992

	March		April		Bi-Monthly Total	Cumulative Total
	Barrels	Days	Barrels	Days		
EAGLE SPRINGS FIELD: FIRST PRODUCTION - MARCH, 1954						
Kanowa Petroleum Inc.						
15-35	379	28	415	30		
35-35	129	8	249	12		
62-35	0	0	0	0		
	<u>508</u>		<u>664</u>			
Draycutt Corporation					1,172	
1-36	0	0	0	0		
5-36	707	14	651	12		
43-36	150	10	225	15		
73-35	675	16	1,169	20		
74-35	0	0	0	0		
84-35	401	16	550	22		
	<u>1,933</u>		<u>2,595</u>			4,528
TOTAL	2,441		3,259		5,700	4,041,474

Makool, Inc. TRAP SPRINGS FIELD: FIRST PRODUCTION - NOVEMBER, 1976

24-1 Zuspann	0	0	0	0		
24-3 Zuspann	0	0	0	0		
13-21 Britton	0	0	0	0		
12-23 Munson Ranch	213	31	214	30		
12-24 Munson Ranch	484	31	465	30		
12-32 Munson Ranch	8,505	29	9,847	29		
12-33 Munson Ranch	178	26	215	30		
12-34 Munson Ranch	2,021	31	2,085	30		
12-42 Munson Ranch	158	31	148	30		
12-44X Munson Ranch	152	31	148	30		
13-11 Munson Ranch	2,961	31	2,521	30		
13-14 Munson Ranch	781	30	674	30		
13-24 Munson Ranch	202	26	74	28		
13-31 Munson Ranch	911	31	1,011	30		
13-32 Munson Ranch	427	31	459	29		
13-33 Munson Ranch	179	15	167	30		
13-41X Munson Ranch	905	31	870	30		
13-42 Munson Ranch	493	31	471	30		
14-23 Munson Ranch	531	31	473	30		
14-24 Munson Ranch	254	31	238	29		
14-32 Munson Ranch	1,255	31	1,209	30		
14-34 Munson Ranch	212	24	297	30		
14-34X Munson Ranch	178	31	197	26		
14-41 Munson Ranch	4,119	31	3,077	30		
14-44 Munson Ranch	4,749	31	4,652	29		
J.N. Federal #1	0	0	0	0		
	<u>29,868</u>		<u>29,512</u>		59,380	

	March		April		Bi-Monthly	Cumulative
	Barrels	Days	Barrels	Days	Total	Total
J.R. Bacon Drilling						
Munson Ranch #13-1	676	31	609	30		
Munson Ranch #13-45	958	31	819	30		
Munson Ranch #13-46	0	0	0	0		
Munson Ranch #14-33	233	31	357	27		
Munson Ranch #14-42	1,858	31	1,771	30		
Munson Ranch #14-49	256	31	168	30		
Munson Ranch #14-49X	209	31	146	30		
	4,190		3,870		8,060	
Apache Corporation						
2 Trap Spring	3,396	31	3,004	30		
3 Trap Spring	2,827	29	2,477	27		
8 Trap Spring	349	31	313	30		
9 Trap Spring	2,931	31	3,336	30		
16 Trap Spring	478	30	443	30		
19 Trap Spring	2,467	31	2,123	30		
23-41 Trap Spring	736	31	692	30		
	13,184		12,388		25,572	
David M. Evans, Inc.						
12-13 Trap Spring	0	0	0	0	0	
TOTAL	47,242		45,770		93,012	10,115,148
CURREANT FIELD: FIRST PRODUCTION - FEBRUARY, 1976						
						641
BACON FLAT FIELD: FIRST PRODUCTION - JULY, 1981						
Apache Corporation						
Bacon Flat #1	0	0	0	0	0	314,660
DUCKWATER CREEK FIELD: FIRST PRODUCTION - MAY, 1990						
Makoil, Inc.						
Duckwater Creek 19-11	270	31	247	30	517	8,246
BLACKBURN FIELD: FIRST PRODUCTION - APRIL, 1982						
Petroleum Corp. of Nevada						
Blackburn #3	3,304	31	3,198	29		
Blackburn #10	1,070	22	991	30		
Blackburn #14	4,347	31	4,072	30		
Blackburn #16	7,231	31	7,070	30		
	15,952		15,331		31,283	2,408,451
GRANT CANYON FIELD: FIRST PRODUCTION - SEPTEMBER, 1983						
Apache Corporation						
Grant Canyon #3	58,363	31	66,658	30		
Grant Canyon #7	107,537	31	106,705	30		
Grant Canyon #9	0	0	14,631	7		
	165,900		187,994		353,894	16,983,218

	March Barrels	March Days	April Barrels	April Days	Bi-Monthly Total	Cumulative Total
SPENCER FEDERAL LEASE: PRODUCTION - MAY, 1986						
KATE SPRING FIELD: FIRST PRODUCTION - JANUARY, 1986						
Western General, Inc.						
Kate Spring #1	750	5	550	5		
Kate Spring #1A	9,446	26	8,802	25		
Kate Spring #1C	900	31	960	30		
Taylor Federal #1	1,396	31	1,904	30		
Taylor Federal #2	284	15	239	15		
	12,776		12,455		25,231	
Apache Corporation						
Kate Spring #12-2	6,547	31	5,996	30	12,543	
TOTAL	19,323		18,451		37,774	1,105,053

TOMERA RANCH FIELD: FIRST PRODUCTION - DECEMBER, 1987

J.R. Bacon Drilling, Inc.						
Tomera Ranch 33-1	0	0	0	0	0	
Foreland Corporation						
Foreland-S Pacific 1-5	0	0	0	0	0	12,350

NORTH WILLOW CREEK: FIRST PRODUCTION - APRIL, 1988

Foreland Corporation						
Foreland-S Pacific 1-27	421	25	403	29	824	21,533

THREE BAR FIELD: FIRST PRODUCTION - MARCH, 1990

The Gary-Williams Company						
Three Bar 25-A	8	2	0	0	8	21,459

NEVADA GAS PRODUCTION NOVEMBER/DECEMBER, 1991

KATE SPRING FIELD: FIRST PRODUCTION - NOVEMBER, 1988

	March MCF	April MCF	Bi-Monthly Total	Cumulative Total
Apache Corporation	1,637	1,478	3,115	
Western General	1,291	1,282	2,573	
Total	2,928	2,760	5,688	186,601

SUMMARY: NEVADA OIL AND GAS PRODUCTION

March Oil Production	251,557			
April Oil Production		271,455		
Bi-Monthly Total			523,012	
Cumulative Nevada Oil Production (1954-Present)				35,032,319
March Gas Production	2,928			
April Gas Production		2,760		
Bi-Monthly Total			5,688	
Cumulative Nevada Gas Production (1988-Present)				186,601

Remarks:

NEVADA OIL PATCH

Briefing from the Department of Minerals
January/February, 1992

Production Summary

Total Nevada oil production for the period: 487,631 bbls
Production for the same period last year: 648,739 bbls

Permitting

Permits to drill issued by NDOM in the period: 6
Permits issued for the same period last year: 7

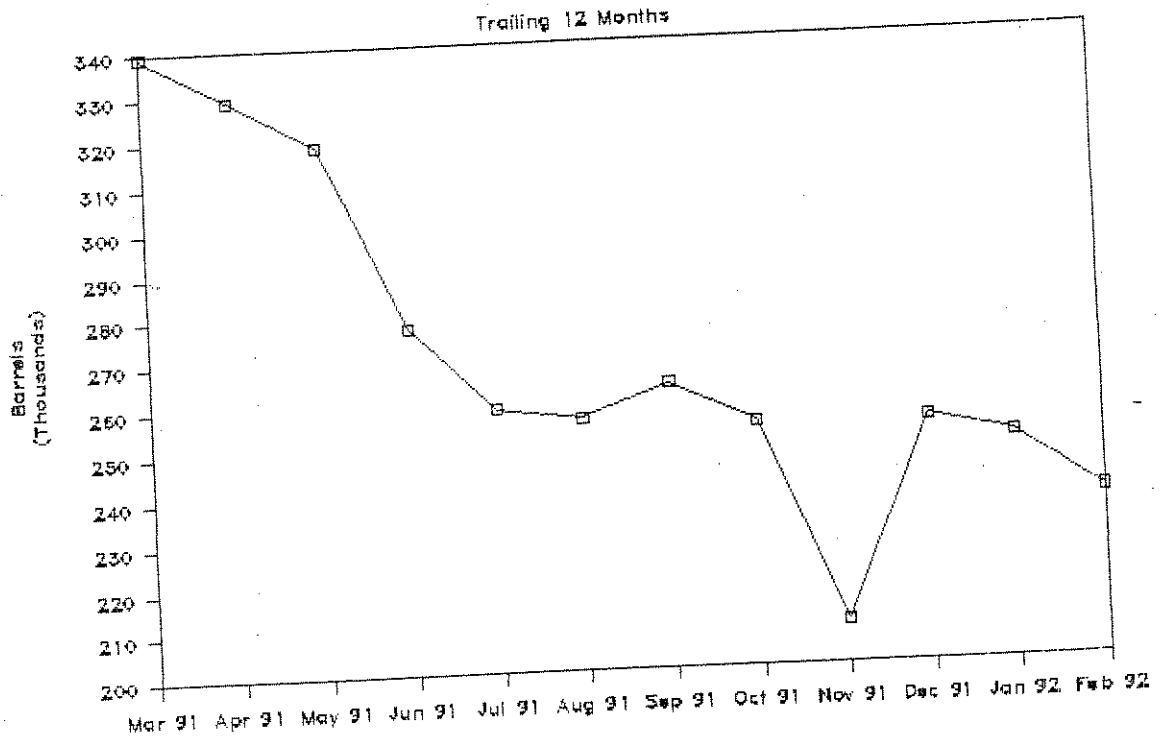
Rig Count

Rotary rigs operating during the period (peak): 2
Rotary rigs operating same period last year (peak): 2

Wells Drilled or Drilling During the Period

Balcron Oil - Balcron Bacon Flat #24-17
Foreland Corporation - Re-entry of S.P. Land Co. #1-27

NEVADA OIL PRODUCTION





BOB MILLER
Governor

STATE OF NEVADA
DEPARTMENT OF MINERALS

400 W. King Street, Suite 106
Carson City, Nevada 89710
(702) 687-5050
Fax (702) 687-3957

Las Vegas Branch
4220 S. Maryland Pkwy.
Suite 304
Las Vegas, Nevada 89119
(702) 486-7250
Fax (702) 486-7252

RUSSELL A. FIELDS
Executive Director

NEVADA OIL PRODUCTION JANUARY/FEBRUARY, 1992

	January		February		Bi-Monthly Total	Cumulative Total
	Barrels	Days	Barrels	Days		
EAGLE SPRINGS FIELD: FIRST PRODUCTION - MARCH, 1954						
Kanowa Petroleum Inc.						
15-35	74	15	213	27		
35-35	22	22	46	5		
62-35	0	0	0	0		
	96		259		355	
Draycutt Corporation						
1-36	0	0	0	0		
5-36	1,432	31	1,429	21		
43-36	0	0	0	0		
73-35	1,085	31	1,016	29		
74-35	250	10	0	0		
84-35	476	16	418	15		
	3,243		2,863		6,106	
TOTAL	3,339		3,122		6,461	4,035,774

TRAP SPRINGS FIELD: FIRST PRODUCTION - NOVEMBER, 1976

Makoil, Inc.						
24-1 Zuspenn	0	0	0	0		
24-3 Zuspenn	0	0	0	0		
13-21 Britton	0	0	0	0		
12-23 Munson Ranch	292	31	223	29		
12-24 Munson Ranch	426	31	424	29		
12-32 Munson Ranch	7,484	31	7,338	29		
12-33 Munson Ranch	182	31	168	29		
12-34 Munson Ranch	1,780	31	1,757	29		
12-42 Munson Ranch	204	30	111	27		
12-44X Munson Ranch	120	17	108	16		
13-11 Munson Ranch	5,522	31	3,382	29		
13-14 Munson Ranch	564	31	584	25		
13-24 Munson Ranch	0	0	0	0		
13-31 Munson Ranch	887	31	859	29		
13-32 Munson Ranch	424	31	398	29		
13-33 Munson Ranch	0	0	0	0		
13-41X Munson Ranch	902	31	862	29		
13-42 Munson Ranch	470	31	444	29		
14-23 Munson Ranch	566	31	519	29		
14-24 Munson Ranch	102	18	193	29		
14-32 Munson Ranch	1,247	31	1,172	29		
14-34 Munson Ranch	296	31	264	29		
14-34X Munson Ranch	484	31	203	28		
14-41 Munson Ranch	3,961	31	3,111	22		
14-44 Munson Ranch	4,800	31	4,455	29		
J.N. Federal #1	0	0	0	0		
	30,713		26,575		57,288	

	January Barrels	January Days	February Barrels	February Days	Bi-Monthly Total	Cumulative Total
<hr/>						
J.R. Bacon Drilling						
Munson Ranch #13-1	692	31	629	29		
Munson Ranch #13-45	992	31	919	29		
Munson Ranch #13-46	92	5	145	8		
Munson Ranch #14-33	231	31	218	29		
Munson Ranch #14-42	1,784	31	1,739	29		
Munson Ranch #14-49	92	4	314	29		
Munson Ranch #14-49X	207	31	194	29		
	<hr/>		<hr/>			
	3,998		4,158		8,156	
Apache Corporation						
2 Trap Spring	3,930	31	3,265	29		
3 Trap Spring	2,472	20	2,621	29		
8 Trap Spring	351	31	204	29		
9 Trap Spring	2,890	31	2,296	29		
16 Trap Spring	0	0	0	0		
19 Trap Spring	2,664	31	2,349	29		
23-41 Trap Spring	778	31	593	29		
	<hr/>		<hr/>			
	13,085		11,328		24,413	
David M. Evans, Inc.						
12-13 Trap Spring	0	0	0	0	0	
TOTAL	47,796		42,061		89,857	10,022,136
<hr/>						
CURRANT FIELD: FIRST PRODUCTION - FEBRUARY, 1976						641
<hr/>						
BACON FLAT FIELD: FIRST PRODUCTION - JULY, 1981						
Apache Corporation						
Bacon Flat #1	0	0	0	0	0	314,660
<hr/>						
DUCKWATER CREEK FIELD: FIRST PRODUCTION - MAY, 1990						
Makoil, Inc.						
Duckwater Creek 19-11	214	26	230	28	444	7,729
<hr/>						
BLACKBURN FIELD: FIRST PRODUCTION - APRIL, 1982						
Petroleum Corp. of Nevada						
Blackburn #3	3,200	31	3,310	28		
Blackburn #10	852	31	491	17		
Blackburn #14	4,638	31	4,130	28		
Blackburn #16	7,064	31	6,716	28		
	<hr/>		<hr/>			
	15,754		14,647		30,401	2,377,168
<hr/>						
GRANT CANYON FIELD: FIRST PRODUCTION - SEPTEMBER, 1983						
Apache Corporation						
Grant Canyon #3	61,879	31	56,325	29		
Grant Canyon #4	0	0	0	0		
Grant Canyon #7	100,702	31	101,939	29		
	<hr/>		<hr/>			
	162,581		158,264		320,845	16,629,324

	January Barrels	January Days	February Barrels	February Days	Bi-Monthly Total	Cumulative Total
SPENCER FEDERAL LEASE: PRODUCTION - MAY, 1986						86
KATE SPRING FIELD: FIRST PRODUCTION - JANUARY, 1986						
Western General, Inc.						
Kate Spring #1	0	0	390	3		
Kate Spring #1A	9,236	31	8,076	26		
Kate Spring #1C	1,395	31	1,015	29		
Taylor Federal #1	1,533	21	1,674	29		
Taylor Federal #2	0	0	842	19		
	-----		-----			
	12,164		11,997		24,161	
Apache Corporation						
Kate Spring #12-2	7,037	31	6,377	29	13,414	
TOTAL	19,201		18,374		37,575	1,067,279

TOMERA RANCH FIELD: FIRST PRODUCTION - DECEMBER, 1987						
J.R. Bacon Drilling, Inc.						
Tomera Ranch 33-1	0	0	0	0	0	
Foreland Corporation						
Foreland-S Pacific 1-5	200	21	0	0	200	12,350

NORTH WILLOW CREEK: FIRST PRODUCTION - APRIL, 1988						
Foreland Corporation						
Foreland-S Pacific 1-27	1,076	17	606	24	1,682	20,709

THREE BAR FIELD: FIRST PRODUCTION - MARCH, 1990						
The Gary-Williams Company						
Three Bar 25-A	156	3	10	1	166	21,451

NEVADA GAS PRODUCTION NOVEMBER/DECEMBER, 1991						
KATE SPRING FIELD: FIRST PRODUCTION - NOVEMBER, 1988						
	January MCF		February MCF		Bi-Monthly Total	Cumulative Total
Apache Corporation	1,682		1,603		3,285	
Western General	1,226		1,254		2,480	
Total	-----		-----		-----	
	2,908		2,857		5,765	180,913

SUMMARY: NEVADA OIL AND GAS PRODUCTION

January Oil Production	250,317		
February Oil Production		237,314	
Bi-Monthly Total			487,631
Cumulative Nevada Oil Production (1954-Present)			34,509,307
January Gas Production	2,908		
February Gas Production		2,857	
Bi-Monthly Total			5,765
Cumulative Nevada Gas Production (1988-Present)			180,913

Remarks:

STATE OF NEVADA
DEPARTMENT OF MINERALS

400 W. King Street, Suite 106
Carson City, Nevada 89710
Telephone (702) 885-5050

Original—Dept. Well File
Duplicate—Dept. NBM&G File
Triplicate—Dept. State Treasurer
Quadruplicate—Producer's File

PRODUCER'S MONTHLY REPORT

This report to be filed by the end of the month following the month herein reported.

Company Western General Inc Address Box 681569 PC Utah 84068
Lease N 41245 Pool KATS County NYE Month of Dec, 1992

LOCATION					OIL AND WATER (BBLs.)				GAS				
Well No.	Permit No.	Sec.	Twp.	Rge.	Net oil prod.*	Net Oil sold*	Grav.	Water Prod.†	Tot. gas Prod. MCF	Gas-oil ratio	Date of test	No. days prod.	Status: Flowing, Pumping, Gas Lift, etc.
1	497	3	8N	57E	1875	1871	10.5	7000	264			31	Flowing
2	526	3	8N	57E	0	0	10.5	225	0			0	Flowing

RECEIVED
FEB 05 1993
Dept. of Minerals

TOTALS

Report distillate, condensate or other liquid hydrocarbons (other than oil) in this column preceded by an asterisk ().

†Method of determining water production: Shake out.....Estimate.....Draw off.....

(Following report is on lease basis.)

No. Wells	Total amount oil on lease at beginning of month	Actual oil produced	DISPOSITION OF OIL			Total amount oil on lease	Total capacity lease tanks
			Bbls. to pipeline	Bbls. to truck or R.R.	Name of transporter		

GAS

MCF used on lease..... Used for Gas Lift
MCF sold..... MCF used on lease.
MCF blown to air (difference)..... MCF used on..... lease.
Gas Purchaser..... MCF used on..... lease.

SUMMARY

Barrels oil produced and marketed during month.....
Tax at \$0.05 per barrel..... \$.....
MCF gas produced and marketed during month.....
Tax at \$0.05 per 50,000 MCF..... \$.....
Total tax monies remitted herewith to State Treasurer..... \$.....

Remarks:

I hereby certify that the information given herewith is true, correct and complete.

Name.....

Position.....

Telephone.....

Date....., 19.....

INSTRUCTIONS: Prepare in quadruplicate. First two copies to Department of Minerals. Next copy to State Treasurer, Carson City, Nevada with remittance. Last copy for your file.

STATE OF NEVADA
DEPARTMENT OF MINERALS
400 W. King Street, Suite 106
Carson City, Nevada 89710
Telephone (702) 885-5050

Original—Dept. Well File
Duplicate—Dept. NBM&G File
Triplicate—Dept. State Treasurer
Quadruplicate—Producer's File

0007

PIE PRODUCER'S MONTHLY REPORT

PIE 5

This report to be filed by the end of the month following the month herein reported.

Company Western General Inc Address 415 Box 1569 PC Utah 84088
Lease N 41245 Pool KATE County NYE Month of Dec, 1992

LOCATION					OIL AND WATER (BBLs.)				GAS			No. days prod.	Status: Flowing, Pumping, Gas Lift, etc.	
Well No.	Permit No.	Sec.	Twp.	Rge.	Net oil prod.*	Net Oil sold*	Grav.	Water Prod. †	Tot. gas Prod. MCF	Gas-oil ratio ^b	Date of test			
		1781 228P												
		228P												
1	497	3	8N	57E	1875	1871	10.5	7000	264			31	Flowing	
2	526	3	8N	57E	0	0	10.5	225	0			0	Flowing	
<p>of 1 (oil and water) not sold not sold</p>														

TOTALS 201 300 108 5

Report distillate, condensate or other liquid hydrocarbons (other than oil) in this column preceded by an asterisk ().

†Method of determining water production: Shake out..... Estimate..... Draw off.....

(Following report is on lease basis.)

No. Wells	Total amount oil on lease at beginning of month	Actual oil produced	DISPOSITION OF OIL			Total amount oil on lease	Total capacity lease tanks
			Bbls. to pipeline	Bbls. to truck or R.R.	Name of transporter		

GAS

MCF used on lease..... Used for Gas Lift
MCF sold..... MCF used on lease.
MCF blown to air (difference)..... MCF used on.....lease.
Gas Purchaser..... MCF used on.....lease.

SUMMARY

Barrels oil produced and marketed during month.....
Tax at \$0.05 per barrel..... \$.....
MCF gas produced and marketed during month.....
Tax at \$0.05 per 50,000 MCF..... \$.....
Total tax monies remitted herewith to State Treasurer..... \$.....

Remarks:

I hereby certify that the information given herewith is true, correct and complete.

Name.....
Position.....
Telephone.....
Date....., 19.....

INSTRUCTIONS: Prepare in quadruplicate. First two copies to Department of Minerals. Next copy to State Treasurer, Carson City, Nevada with remittance. Last copy for your file.

STATE OF NEVADA
DEPARTMENT OF MINERALS
400 W. King Street, Suite 106
Carson City, Nevada 89710
Telephone (702) 885-5050

Original—Dept. Well File
Duplicate—Dept. NBM&G File
Triplicate—Dept. State Treasurer
Quadruplicate—Producer's File

PRODUCER'S MONTHLY REPORT

This report to be filed by the end of the month following the month herein reported.

Company Western General Inc Address Box 681569 PC 444 84018
Lease N41242 Pool KATE County NYE Month of Dec, 1992

LOCATION					OIL AND WATER (BBLs.)				GAS			No. days prod.	Status: Flowing, Pumping, Gas Lift, etc.
Well No.	Permit No.	Sec.	Twp.	Rge.	Net oil prod.*	Net Oil sold*	Grav.	Water Prod. †	Tot. gas Prod. MCF	Gas-oil ratio	Date of test		
1	436	2	8N	57E	300	300	10.5		28			3	Flowing
1A	560	2	8N	57E	7856	7643	10.5		747			28	Flowing
1B	567	2	8N	57E									WIW
1C	592	2	8N	57E	930	930	10.5		88			31	Flowing
TOTALS													

RECEIVED
FEB 05 1993
Dept. of Minerals

Report distillate, condensate or other liquid hydrocarbons (other than oil) in this column preceded by an asterisk ().

†Method of determining water production: Shake out.....Estimate.....Draw off.....

(Following report is on lease basis.)

No. Wells	Total amount oil on lease at beginning of month	Actual oil produced	DISPOSITION OF OIL			Total amount oil on lease	Total capacity lease tanks
			Bbls. to pipeline	Bbls. to truck or R.R.	Name of transporter		

GAS

MCF used on lease..... Used for Gas Lift
MCF sold..... MCF used on lease.
MCF blown to air (difference)..... MCF used on..... lease.
Gas Purchaser..... MCF used on..... lease.

SUMMARY

Barrels oil produced and marketed during month.....
Tax at \$0.05 per barrel..... \$.....
MCF gas produced and marketed during month.....
Tax at \$0.05 per 50,000 MCF..... \$.....
Total tax monies remitted herewith to State Treasurer..... \$.....

Remarks:

Handwritten notes and scribbles in the Remarks section, including numbers like 42, 295, and 295 57 70.

I hereby certify that the information given herewith is true, correct and complete.

Name.....

Position.....

Telephone.....

Date....., 19.....

INSTRUCTIONS: Prepare in quadruplicate. First two copies to Department of Minerals. Next copy to State Treasurer, Carson City, Nevada with remittance. Last copy for your file.

STATE OF NEVADA
DEPARTMENT OF MINERALS

400 W. King Street, Suite 106
Carson City, Nevada 89710
Telephone (702) 885-5050

Original—Dept. Well File
Duplicate—Dept. NBM&G File
Triplicate—Dept. State Treasurer
Quadruplicate—Producer's File

0004
829 8578 820P 885 H
PRODUCER'S MONTHLY REPORT

This report to be filed by the end of the month following the month herein reported.

Company Western General Inc Address Box 681569 PC 446 89068
Lease N41242 Pool KATE County NYE Month of Dec, 19 92

LOCATION					OIL AND WATER (BBL.)				GAS			No. days prod.	Status: Flowing, Pumping, Gas Lift, etc.	
Well No.	Permit No.	Sec.	Twp.	Rge.	Net oil prod.*	Net Oil sold*	Grav.	Water Prod. †	Tot. gas Prod. MCF	Gas-oil ratio	Date of test			
		2578 20.87N												
1	436	2	8N	57E	300	300	10.5		28			3	Flowing	
1A	560	2	8N	57E	7856	7643	10.5		747			28	Flowing	
1B	567	2	8N	57E									WIW	
1C	592	2	8N	57E	930	930	10.5		88			31	Flowing	
					JNT 1st and 2nd water total 90									
TOTALS					2013 770 108									

Report distillate, condensate or other liquid hydrocarbons (other than oil) in this column preceded by an asterisk ().

†Method of determining water production: Shake out..... Estimate..... Draw off.....

(Following report is on lease basis.)

No. Wells	Total amount oil on lease at beginning of month	Actual oil produced	DISPOSITION OF OIL			Total amount oil on lease	Total capacity lease tanks
			Bbls. to pipeline	Bbls. to truck or R.R.	Name of transporter		
	127	1086		1086	MCF		

GAS

MCF used on lease..... Used for Gas Lift
MCF sold..... MCF used on lease.
MCF blown to air (difference)..... MCF used on..... lease.
Gas Purchaser..... MCF used on..... lease.

SUMMARY

Barrels oil produced and marketed during month.....
Tax at \$0.05 per barrel..... \$.....
MCF gas produced and marketed during month.....
Tax at \$0.05 per 50,000 MCF..... \$.....
Total tax monies remitted herewith to State Treasurer..... \$.....

Remarks:

I hereby certify that the information given herewith is true, correct and complete.

Name.....

Position.....

Telephone.....

Date..... 19.....

INSTRUCTIONS: Prepare in quadruplicate. First two copies to Department of Minerals. Next copy to State Treasurer, Carson City, Nevada with remittance. Last copy for your file.

STATE OF NEVADA
 DEPARTMENT OF MINERALS
 400 W. King Street, Suite 106
 Carson City, Nevada 89710
 Telephone (702) 885-5050

Original—Dept. Well File
 Duplicate—Dept. NBM&G File
 Triplicate—Dept. State Treasurer
 Quadruplicate—Producer's File

PRODUCER'S MONTHLY REPORT

This report to be filed by the end of the month following the month herein reported.

Company Western General Inc Address Box 681569 Park City UT
 Lease N41245 Pool KATE County NYE Month of Nov, 1992

LOCATION					OIL AND WATER (BBLs.)				GAS			No. days prod.	Status: Flowing, Pumping, Gas Lift, etc.	
Well No.	Permit No.	Sec.	Twp.	Rge.	Net oil prod.*	Net Oil sold*	Grav.	Water Prod.†	Tot. gas Prod. MCF	Gas-oil ratio	Date of test			
												RECEIVED FEB 05 1993 Dept. of Minerals		
1	497	3	8N	57E	1785	1907	10.5	5362	252				30	Flowing
2	526	3	8N	57E	138	108	10.5	171	19				11	Flowing

TOTALS

Report distillate, condensate or other liquid hydrocarbons (other than oil) in this column preceded by an asterisk ().

†Method of determining water production: Shake out.....Estimate.....Draw off.....

(Following report is on lease basis.)

No. Wells	Total amount oil on lease at beginning of month	Actual oil produced	DISPOSITION OF OIL			Total amount oil on lease	Total capacity lease tanks
			Bbls. to pipeline	Bbls. to truck or R.R.	Name of transporter		

GAS

MCF used on lease..... Used for Gas Lift

MCF sold..... MCF used on lease.....

MCF blown to air (difference)..... MCF used on..... lease.

Gas Purchaser..... MCF used on..... lease.

SUMMARY

Barrels oil produced and marketed during month.....

Tax at \$0.05 per barrel..... \$.....

MCF gas produced and marketed during month.....

Tax at \$0.05 per 50,000 MCF..... \$.....

Total tax monies remitted herewith to State Treasurer..... \$.....

Remarks:

I hereby certify that the information given herewith is true, correct and complete.

Name.....

Position.....

Telephone.....

Date....., 19.....

INSTRUCTIONS: Prepare in quadruplicate. First two copies to Department of Minerals. Next copy to State Treasurer, Carson City, Nevada with remittance. Last copy for your file.

STATE OF NEVADA
DEPARTMENT OF MINERALS

400 W. King Street, Suite 106
Carson City, Nevada 89710
Telephone (702) 885-5050

Original—Dept. Well File
Duplicate—Dept. NBM&G File
Triplicate—Dept. State Treasurer
Quadruplicate—Producer's File

PRODUCER'S MONTHLY REPORT

This report to be filed by the end of the month following the month herein reported.

Company Western General Inc Address 15500/681569 Park City UT
Lease N41245 Pool KATE County NYE Month of Nov, 1992

LOCATION					OIL AND WATER (BBLs.)				GAS			No. days prod.	Status: Flowing, Pumping, Gas Lift, etc.	
Well No.	Permit No.	Sec.	Twp.	Rge.	Net oil prod.*	Net Oil sold*	Grav.	Water Prod.†	Tot. gas Prod. MCF	Gas-oil ratio	Date of test			
		2105												
		25.001												
		25.001												
1	497	3	8N	57E	1785	1907	10.5	5362	252			30	Flowing	
2	526	3	8N	57E	138	108	10.5	171	19			11	Flowing	

TOTALS

801 PWS 108

Report distillate, condensate or other liquid hydrocarbons (other than oil) in this column preceded by an asterisk ().

†Method of determining water production: Shake out..... Estimate..... Draw off.....

(Following report is on lease basis.)

No. Wells	Total amount oil on lease at beginning of month	Actual oil produced	DISPOSITION OF OIL			Total amount oil on lease	Total capacity lease tanks
			Bbls. to pipeline	Bbls. to truck or R.R.	Name of transporter		
				1000	ELR		

GAS

MCF used on lease.....
MCF sold.....
MCF blown to air (difference).....
Gas Purchaser.....

Used for Gas Lift
MCF used on lease.....
MCF used on.....lease.
MCF used on.....lease.

SUMMARY

Barrels oil produced and marketed during month.....
Tax at \$0.05 per barrel..... \$.....
MCF gas produced and marketed during month.....
Tax at \$0.05 per 50,000 MCF..... \$.....
Total tax monies remitted herewith to State Treasurer..... \$.....

Remarks:

I hereby certify that the information given herewith is true, correct and complete.

Name.....

Position.....

Telephone.....

Date....., 19.....

INSTRUCTIONS: Prepare in quadruplicate. First two copies to Department of Minerals. Next copy to State Treasurer, Carson City, Nevada with remittance. Last copy for your file.

STATE OF NEVADA
 DEPARTMENT OF MINERALS
 400 W. King Street, Suite 106
 Carson City, Nevada 89710
 Telephone (702) 885-5050

Original—Dept. Well File
 Duplicate—Dept. NBM&G File
 Triplicate—Dept. State Treasurer
 Quadruplicate—Producer's File

PRODUCER'S MONTHLY REPORT

This report to be filed by the end of the month following the month herein reported.

Company Western General Inc Address Box 681569 Park City UT 84068
 Lease N41242 Pool KATE County NYE Month of Nov, 1992

LOCATION					OIL AND WATER (BBLs.)				GAS			No. days prod.	Status: Flowing, Pumping, Gas Lift, etc.
Well No.	Permit No.	Sec.	Twp.	Rge.	Net oil prod.*	Net Oil sold*	Grav.	Water Prod. †	Tot. gas Prod. MCF	Gas-oil ratio	Date of test		
1	436	2 8N	57E		400	400	10.5	400	38			4	Flowing
1A	560	2 8N	57E		7109	7085	10.5	10707	676			27	Flowing
1B	567	2 8N	57E										
1C	592	2 8N	57E		930	930	10.5	930	88			31	Flowing

RECEIVED
 FEB 5 1993
 Dept. of Minerals

TOTALS

Report distillate, condensate or other liquid hydrocarbons (other than oil) in this column preceded by an asterisk ().

†Method of determining water production: Shake out.....Estimate.....Draw off.....

(Following report is on lease basis.)

No. Wells	Total amount oil on lease at beginning of month	Actual oil produced	DISPOSITION OF OIL			Total amount oil on lease	Total capacity lease tanks
			Bbls. to pipeline	Bbls. to truck or R.R.	Name of transporter		

GAS

MCF used on lease..... Used for Gas Lift
MCF sold..... MCF used on lease.
MCF blown to air (difference)..... MCF used on..... lease.
Gas Purchaser..... MCF used on..... lease.

SUMMARY

Barrels oil produced and marketed during month.....
Tax at \$0.05 per barrel..... \$.....
MCF gas produced and marketed during month.....
Tax at \$0.05 per 50,000 MCF..... \$.....
Total tax monies remitted herewith to State Treasurer..... \$.....

Remarks:

I hereby certify that the information given herewith is true, correct and complete.

Name.....

Position.....

Telephone.....

Date....., 19.....

INSTRUCTIONS: Prepare in quadruplicate. First two copies to Department of Minerals. Next copy to State Treasurer, Carson City, Nevada with remittance. Last copy for your file.

STATE OF NEVADA
DEPARTMENT OF MINERALS
400 W. King Street, Suite 106
Carson City, Nevada 89710
Telephone (702) 885-5050

Original—Dept. Well File
Duplicate—Dept. NBM&G File
Triplicate—Dept. State Treasurer
Quadruplicate—Producer's File

0004 887 820 218 8548 1332 H
PRODUCER'S MONTHLY REPORT

This report to be filed by the end of the month following the month herein reported.

Company Western General Inc Address 508 Box 681569 Park City UT 84068
Lease N91242 Pool KATE County NYE Month of Nov, 1992

LOCATION					OIL AND WATER (BBLs.)				GAS			No. days prod.	Status: Flowing, Pumping, Gas Lift, etc.	
Well No.	Permit No.	Sec.	Twp.	Rge.	Net oil prod.*	Net Oil sold*	Grav.	Water Prod. †	Tot. gas Prod. MCF	Gas-oil ratio	Date of test			
	2109 812 27.024													
	27.024													
	436	2 8N	SE		400	400	0.5	400	38			4	Flowing	
1A	560	2 8N	SE		7109	7685	0.5	10707	676			27	Flowing	
1B	567	2 8N	SE											
1C	592	2 8N	SE		930	930	0.5	930	88			31	Flowing	
Western General Inc Operator														
TOTALS					801.212 3202									

Report distillate, condensate or other liquid hydrocarbons (other than oil) in this column preceded by an asterisk ().
†Method of determining water production: Shake out.....Estimate.....Draw off.....

(Following report is on lease basis.)

No. Wells	Total amount oil on lease at beginning of month	Actual oil produced	DISPOSITION OF OIL			Total amount oil on lease	Total capacity lease tanks
			Bbls. to pipeline	Bbls. to truck or R.R.	Name of transporter		
	100	100		90	ABC	100	

GAS

MCF used on lease..... Used for Gas Lift
MCF sold..... MCF used on lease.
MCF blown to air (difference)..... MCF used on..... lease.
Gas Purchaser..... MCF used on..... lease.

SUMMARY

Barrels oil produced and marketed during month.....
Tax at \$0.05 per barrel..... \$.....
MCF gas produced and marketed during month.....
Tax at \$0.05 per 50,000 MCF..... \$.....
Total tax monies remitted herewith to State Treasurer..... \$.....

Remarks:

I hereby certify that the information given herewith is true, correct and complete.

Name.....

Position.....

Telephone.....

Date....., 19.....

INSTRUCTIONS: Prepare in quadruplicate. First two copies to Department of Minerals. Next copy to State Treasurer, Carson City, Nevada with remittance. Last copy for your file.

STATE OF NEVADA
 DEPARTMENT OF MINERALS
 400 W. King Street, Suite 106
 Carson City, Nevada 89710
 Telephone (702) 885-5050

Original—Dept. Well File
 Duplicate—Dept. NBM&G File
 Triplicate—Dept. State Treasurer
 Quadruplicate—Producer's File

DEC 24 1992

PRODUCER'S MONTHLY REPORT

Dept. of Minerals

This report to be filed by the end of the month following the month herein reported.

Company Western General Inc Address Box 681569 Park City UT
 Lease N-41245 Pool KATE County NYE Month of Oct, 1992

LOCATION					OIL AND WATER (BBLs.)				GAS			No. days prod.	Status: Flowing, Pumping, Gas Lift, etc.
Well No.	Permit No.	Sec.	Twp.	Rge.	Net oil prod.*	Net Oil sold*	Grav.	Water Prod.†	Tot. gas Prod. MCF	Gas-oil ratio	Date of test		
1	497	3	8N	57E	1730	1598	10.5	3600	244			31	Flowing
2	526	3	8N	57E	140	181	10.5	165	20			10	Flowing

TOTALS

Report distillate, condensate or other liquid hydrocarbons (other than oil) in this column preceded by an asterisk ().

†Method of determining water production: Shake out.....Estimate.....Draw off.....

(Following report is on lease basis.)

No. Wells	Total amount oil on lease at beginning of month	Actual oil produced	DISPOSITION OF OIL			Total amount oil on lease	Total capacity lease tanks
			Bbls. to pipeline	Bbls. to truck or R.R.	Name of transporter		

GAS

MCF used on lease Used for Gas Lift

MCF sold MCF used on lease.

MCF blown to air (difference) MCF used on lease.

Gas Purchaser MCF used on lease.

SUMMARY

Barrels oil produced and marketed during month.....

Tax at \$0.05 per barrel..... \$.....

MCF gas produced and marketed during month.....

Tax at \$0.05 per 50,000 MCF..... \$.....

Total tax monies remitted herewith to State Treasurer..... \$.....

Remarks:

[Faint handwritten notes and signatures in the remarks section]

I hereby certify that the information given herewith is true, correct and complete.

Name.....

Position.....

Telephone.....

Date....., 19.....

INSTRUCTIONS: Prepare in quadruplicate. First two copies to Department of Minerals. Next copy to State Treasurer, Carson City, Nevada with remittance. Last copy for your file.

STATE OF NEVADA
 DEPARTMENT OF MINERALS
 400 W. King Street, Suite 106
 Carson City, Nevada 89710
 Telephone (702) 885-5050

Original—Dept. Well File
 Duplicate—Dept. NBM&G File
 Triplicate—Dept. State Treasurer
 Quadruplicate—Producer's File

PRODUCER'S MONTHLY REPORT

This report to be filed by the end of the month following the month herein reported.

Company Western General Inc Address 1328 E 569 Park Ave W
 Lease N-4245 Pool KATE County NYE Month of Oct, 1992

LOCATION					OIL AND WATER (BBL.)				GAS			No. days prod.	Status: Flowing, Pumping, Gas Lift, etc.	
Well No.	Permit No.	Sec.	Twp.	Rge.	Net oil prod.*	Net Oil sold*	Grav.	Water Prod.†	Tot. gas Prod. MCF	Gas-oil ratio	Date of test			
1	497	3	8N	5E	1730	1598	10.5	3600	244			31	Flowing	
2	526	3	8N	5E	140	181	10.5	165	20			10	Flowing	
TOTALS					1870	1779								

Report distillate, condensate or other liquid hydrocarbons (other than oil) in this column preceded by an asterisk ().
 †Method of determining water production: Shake out..... Estimate..... Draw off.....

(Following report is on lease basis.)

No. Wells	Total amount oil on lease at beginning of month	Actual oil produced	DISPOSITION OF OIL			Total amount oil on lease	Total capacity lease tanks
			Bbls. to pipeline	Bbls. to truck or R.R.	Name of transporter		

GAS

MCF used on lease..... Used for Gas Lift
MCF sold..... MCF used on lease.
MCF blown to air (difference)..... MCF used on.....lease.
Gas Purchaser..... MCF used on.....lease.

SUMMARY

Barrels oil produced and marketed during month.....
Tax at \$0.05 per barrel..... \$.....
MCF gas produced and marketed during month.....
Tax at \$0.05 per 50,000 MCF..... \$.....
Total tax monies remitted herewith to State Treasurer..... \$.....

Remarks:

I hereby certify that the information given herewith is true, correct and complete.

Name.....

Position.....

Telephone.....

Date....., 19.....

INSTRUCTIONS: Prepare in quadruplicate. First two copies to Department of Minerals. Next copy to State Treasurer, Carson City, Nevada with remittance. Last copy for your file.

STATE OF NEVADA
 DEPARTMENT OF MINERALS
 400 W. King Street, Suite 106
 Carson City, Nevada 89710
 Telephone (702) 885-5050

Original—Dept. Well File
 Duplicate—Dept. NBM&G File
 Triplicate—Dept. State Treasurer
 Quadruplicate—Producer's File

RECEIVED

DEC 24 1992

PRODUCER'S MONTHLY REPORT Dept. of Minerals

This report to be filed by the end of the month following the month herein reported.

Company Western General Inc Address Box 681569 Park City UT
 Lease N41242 Pool KATE County NYE Month of Oct 1992

LOCATION					OIL AND WATER (BBLs.)				GAS			No. days prod.	Status: Flowing, Pumping, Gas Lift, etc.
Well No.	Permit No.	Sec.	Twp.	Rge.	Net oil prod.*	Net Oil sold*	Grav.	Water Prod.†	Tot. gas Prod. MCF	Gas-oil ratio	Date of test		
1	436	2	S4	E7E	500	500	10.5	1000	50			5	Flowing
1A	560	2	S4	E7E	7350	6806	10.5	10746	689			26	Flowing
1B	567	2	S4	E7E									WIW
1C	592	2	S4	E7E	1240	1240	10.5	2480	125			31	Flowing
TOTALS													

Report distillate, condensate or other liquid hydrocarbons (other than oil) in this column preceded by an asterisk ().

†Method of determining water production: Shake out.....Estimate.....Draw off.....



(Following report is on lease basis.)

No. Wells	Total amount oil on lease at beginning of month	Actual oil produced	DISPOSITION OF OIL			Total amount oil on lease	Total capacity lease tanks
			Bbls. to pipeline	Bbls. to truck or R.R.	Name of transporter		

GAS

MCF used on lease..... Used for Gas Lift.....
MCF sold..... MCF used on lease.....
MCF blown to air (difference)..... MCF used on..... lease.
Gas Purchaser..... MCF used on..... lease.

SUMMARY

Barrels oil produced and marketed during month.....
Tax at \$0.05 per barrel..... \$.....
MCF gas produced and marketed during month.....
Tax at \$0.05 per 50,000 MCF..... \$.....
Total tax monies remitted herewith to State Treasurer..... \$.....

Remarks:

[Handwritten notes and signatures in the Remarks section, including names like "W. W." and "P. W."]

I hereby certify that the information given herewith is true, correct and complete.

Name.....

Position.....

Telephone.....

Date....., 19.....

INSTRUCTIONS: Prepare in quadruplicate. First two copies to Department of Minerals. Next copy to State Treasurer, Carson City, Nevada with remittance. Last copy for your file.

STATE OF NEVADA
 DEPARTMENT OF MINERALS
 400 W. King Street, Suite 106
 Carson City, Nevada 89710
 Telephone (702) 885-5050

Original—Dept. Well File
 Duplicate—Dept. NBM&G File
 Triplicate—Dept. State Treasurer
 Quadruplicate—Producer's File

0004 2281 1322 PRODUCER'S MONTHLY REPORT 1321 H

This report to be filed by the end of the month following the month herein reported.

Company: Western General Inc Address: 128.468569 R.W. Ct. 4th
 Lease: N41242 Pool: KATE County: NYE Month of: Oct, 1992

LOCATION					OIL AND WATER (BBLs.)				GAS			No. days prod.	Status: Flowing, Pumping, Gas Lift, etc.	
Well No.	Permit No.	Sec.	Twp.	Rge.	Net oil prod.*	Net Oil sold*	Grav.	Water Prod. †	Tot. gas Prod. MCF	Gas-oil ratio	Date of test			
		2428 08.75H												
I	436	2	8N	57E	500	500	10.5	1000	50			5	Flowing	
IA	560	2	8N	57E	7350	6806	0.5	10716	689			26	Flowing	
IB	567	2	8N	57E									WIW	
IC	592	2	8N	57E	1240	1240	10.5	2480	125			31	Flowing	

TOTALS 801 BBL 2000

Report distillate, condensate or other liquid hydrocarbons (other than oil) in this column preceded by an asterisk ().

†Method of determining water production: Shake out..... Estimate..... Draw off.....

(Following report is on lease basis.)

No. Wells	Total amount oil on lease at beginning of month	Actual oil produced	DISPOSITION OF OIL			Total amount oil on lease	Total capacity lease tanks
			Bbls. to pipeline	Bbls. to truck or R.R.	Name of transporter		
4	354	290		354	290		

GAS

MCF used on lease..... 304 Used for Gas Lift
MCF sold..... MCF used on lease.
MCF blown to air (difference)..... MCF used on..... lease.
Gas Purchaser..... MCF used on..... lease.

SUMMARY

Barrels oil produced and marketed during month..... 354
Tax at \$0.05 per barrel..... \$ 17.70
MCF gas produced and marketed during month.....
Tax at \$0.05 per 50,000 MCF..... \$
Total tax monies remitted herewith to State Treasurer..... \$ 17.70

Remarks:

I hereby certify that the information given herewith is true, correct and complete.

Name.....

Position.....

Telephone.....

Date....., 19.....

INSTRUCTIONS: Prepare in quadruplicate. First two copies to Department of Minerals. Next copy to State Treasurer, Carson City, Nevada with remittance. Last copy for your file.

STATE OF NEVADA
 DEPARTMENT OF MINERALS
 400 W. King Street, Suite 106
 Carson City, Nevada 89710
 Telephone (702) 687-5050

Original—Dept. Prod. File
 Duplicate—Dept. NBM&G File
 Triplicate—Dept. Acctg.
 Quadruplicate—Operator's File

RECEIVED

NOV 8 1992

PRODUCER'S MONTHLY REPORT

This report to be filed by the end of the month following the month herein reported.

Dept. of Minerals

Company Western General Inc Address Box 681569 Park Gk W
 Lease N41245 Pool KATE County NYE Month of Sept, 1992

LOCATION					OIL AND WATER (BBLs.)				GAS			No. days prod.	Status: Flowing, Pumping, Gas Lift, etc.
Well No.	Permit No.	Sec.	Twp.	Rge.	Net oil prod.*	Net Oil sold*	Grav.	Water Prod. †	Tot. gas Prod. MCF	Gas-oil ratio	Date of test		
1	497	3	8N	5E	1914	1818		453 4067	270			30	Flowing
2	526	3	8N	5E	142	187		446	20			10	Flowing

TOTALS

Report distillate, condensate or other liquid hydrocarbons (other than oil) in this column preceded by an asterisk ().

†Method of determining water production: Shake out..... Estimate..... Draw off.....



(Following report is on lease basis.)

No. Wells	Total amount oil on lease at beginning of month	Actual oil produced	DISPOSITION OF OIL			Total amount oil on lease	Total capacity lease tanks
			Bbls. to pipeline	Bbls. to truck or R.R.	Name of transporter		

GAS

MCF used on lease.....	Used for Gas Lift
MCF sold.....	MCF used on lease.....
MCF blown to air (difference).....	MCF used on..... lease.
Gas Purchaser.....	MCF used on..... lease.

SUMMARY

Barrels oil produced and marketed during month.....

Tax at \$0.05 per barrel..... \$.....

MCF gas produced and marketed during month.....

Tax at \$0.05 per 50,000 MCF..... \$.....

Total tax monies remitted herewith to Department of Minerals..... \$.....

Remarks:

I hereby certify that the information given herewith is true, correct and complete.

Name.....

Position.....

Telephone.....

Date....., 19.....

INSTRUCTIONS: Prepare in quadruplicate. First three copies to Department of Minerals with remittance. Last copy for your file.

STATE OF NEVADA
DEPARTMENT OF MINERALS

400 W. King Street, Suite 106
Carson City, Nevada 89710
Telephone (702) 687-5050

Original—Dept. Prod. File
Duplicate—Dept. NBM&G File
Triplicate—Dept. Acctg.
Quadruplicate—Operator's File

0024 232 PRODUCER'S MONTHLY REPORT 838 15

This report to be filed by the end of the month following the month herein reported.

Company Western General Inc Address OP Box 681565 Park City UT
Lease N41245 Pool KATE County NYE Month of Sept, 1992

LOCATION					OIL AND WATER (BBLs.)				GAS			No. days prod.	Status: Flowing, Pumping, Gas Lift, etc.	
Well No.	Permit No.	Sec.	Twp.	Rge.	Net oil prod.*	Net Oil sold*	Grav.	Water Prod.†	Tot. gas Prod. MCF	Gas-oil ratio	Date of test			
		2005												
		25.001												
		25.001												
1	497	3	8N	5E	1914	1818		753 4067	270			30	Flowing	
2	526	3	8N	5E	142	187		446	20			10	Flowing	

unit 1/333333 212525W
2070

TOTALS 2125 240 108

Report distillate, condensate or other liquid hydrocarbons (other than oil) in this column preceded by an asterisk ().
†Method of determining water production: Shake out.....Estimate.....Draw off.....

(Following report is on lease basis.)

No. Wells	Total amount oil on lease at beginning of month	Actual oil produced	DISPOSITION OF OIL			Total amount oil on lease	Total capacity lease tanks
			Bbls. to pipeline	Bbls. to truck or R.R.	Name of transporter		
2	338	2056		2075	BSR	335	4600

GAS

MCF used on lease.....
 MCF sold.....
 MCF blown to air (difference).....
 Gas Purchaser.....

Used for Gas Lift.....
 MCF used on lease.....
 MCF used on..... lease.....
 MCF used on..... lease.....

SUMMARY

Barrels oil produced and marketed during month.....
 Tax at \$0.05 per barrel..... \$.....
 MCF gas produced and marketed during month.....
 Tax at \$0.05 per 50,000 MCF..... \$.....
 Total tax monies remitted herewith to Department of Minerals..... \$.....

Remarks:

I hereby certify that the information given herewith is true, correct and complete.

Name.....
 Position.....
 Telephone.....
 Date....., 19.....

INSTRUCTIONS: Prepare in quadruplicate. First three copies to Department of Minerals with remittance. Last copy for your file.

STATE OF NEVADA
DEPARTMENT OF MINERALS

400 W. King Street, Suite 106
Carson City, Nevada 89710
Telephone (702) 687-5050

Original—Dept. Prod. File
Duplicate—Dept. NBM&G File
Triplicate—Dept. Acctg.
Quadruplicate—Operator's File

0004 1324 838 1501 H
PRODUCER'S MONTHLY REPORT

This report to be filed by the end of the month following the month herein reported.

Company Western General Inc Address Box 68569 Park City UT
Lease N41242 Pool KATE County NYEEN Month of Sept, 1992

LOCATION					OIL AND WATER (BBLs.)				GAS			No. days prod.	Status: Flowing, Pumping, Gas Lift, etc.	
Well No.	Permit No.	Sec.	Twp.	Rge.	Net oil prod.*	Net Oil sold*	Grav.	Water Prod. †	Tot. gas Prod. MCF	Gas-oil ratio	Date of test			
		0519 00.024 124 55 55.024												
I	436	2	8N	57E	500	500	10.5		47			5	Flowing	
IA	560	2	8N	57E	8099	7720	10.5		770			25	Flowing	
IB	567	2	8N	57E								30	W/W	
IC	592	2	8N	57E	900	900	10.5		85			30	Flowing	

AT home distal water
water

TOTALS

2025-102 108

Report distillate, condensate or other liquid hydrocarbons (other than oil) in this column preceded by an asterisk ().

†Method of determining water production: Shake out..... Estimate..... Draw off.....

(Following report is on lease basis.)

No. Wells	Total amount oil on lease at beginning of month	Actual oil produced	DISPOSITION OF OIL			Total amount oil on lease	Total capacity lease tanks
			Bbbs. to pipeline	Bbbs. to truck or R.R.	Name of transporter		
1	100	7997		7120	Busk	7257	4000

GAS

MCF used on lease..... 4000 Used for Gas Lift
MCF sold..... 1400 MCF used on lease.....
MCF blown to air (difference)..... MCF used on lease.
Gas Purchaser..... MCF used on lease.

SUMMARY

Barrels oil produced and marketed during month..... 7120
Tax at \$0.05 per barrel..... \$ 113.60
MCF gas produced and marketed during month..... 1400
Tax at \$0.05 per 50,000 MCF..... \$ 22
Total tax monies remitted herewith to Department of Minerals..... \$ 135.60

Remarks:

I hereby certify that the information given herewith is true, correct and complete.

Name Edward [unclear]
Position [unclear]
Telephone 801 637-5426
Date 11/1/54, 19.....

INSTRUCTIONS: Prepare in quadruplicate. First three copies to Department of Minerals with remittance. Last copy for your file.

STATE OF NEVADA
 DEPARTMENT OF MINERALS
 400 W. King Street, Suite 106
 Carson City, Nevada 89710
 Telephone (702) 687-5050

Original—Dept. Prod. File
 Duplicate—Dept. NBM&G File
 Triplicate—Dept. Acctg.
 Quadruplicate—Operator's File

PRODUCER'S MONTHLY REPORT

This report to be filed by the end of the month following the month herein reported.

Company Western General Inc Address Box 61569 Park City, Utah
 Lease N41245 Pool KATE County NYE Month of August, 1992

LOCATION					OIL AND WATER (BBLs.)				GAS			No. days prod.	Status: Flowing, Pumping, Gas Lift, etc.
Well No.	Permit No.	Sec.	Twp.	Rge.	Net oil prod.*	Net Oil sold*	Grav.	Water Prod.†	Tot. gas Prod. MCF	Gas-oil ratio	Date of test		
1	497	3	8N	57E	2075	2272	10.5	3572	293			30	Flowing
2	526	3	8N	57E	216	256	10.5	600	30			9	Flowing

TOTALS

Report distillate, condensate or other liquid hydrocarbons (other than oil) in this column preceded by an asterisk ().

†Method of determining water production: Shake out..... Estimate..... Draw off.....



(Following report is on lease basis.)

No. Wells	Total amount oil on lease at beginning of month	Actual oil produced	DISPOSITION OF OIL			Total amount oil on lease	Total capacity lease tanks
			Bbls. to pipeline	Bbls. to truck or R.R.	Name of transporter		

GAS

MCF used on lease..... Used for Gas Lift
MCF sold..... MCF used on lease.
MCF blown to air (difference)..... MCF used on..... lease.
Gas Purchaser..... MCF used on..... lease.

SUMMARY

Barrels oil produced and marketed during month.....
Tax at \$0.05 per barrel..... \$.....
MCF gas produced and marketed during month.....
Tax at \$0.05 per 50,000 MCF..... \$.....
Total tax monies remitted herewith to Department of Minerals..... \$.....

Remarks:

I hereby certify that the information given herewith is true, correct and complete.

Name.....

Position.....

Telephone.....

Date....., 19.....

INSTRUCTIONS: Prepare in quadruplicate. First three copies to Department of Minerals with remittance. Last copy for your file.

STATE OF NEVADA
DEPARTMENT OF MINERALS

400 W. King Street, Suite 106
Carson City, Nevada 89710
Telephone (702) 687-5050

Original—Dept. Prod. File
Duplicate—Dept. NBM&G File
Triplicate—Dept. Acctg.
Quadruplicate—Operator's File

PRODUCER'S MONTHLY REPORT

This report to be filed by the end of the month following the month herein reported.

Company Western General Inc Address ESS 80 x 601569 Park City Utah
Lease N41245 Pool KATE County NYE Month of August, 1992

LOCATION					OIL AND WATER (BBLs.)				GAS			No. days prod.	Status: Flowing, Pumping, Gas Lift, etc.
Well No.	Permit No.	Sec.	Twp.	Rge.	Net oil prod.*	Net Oil sold*	Grav.	Water Prod. †	Tot. gas Prod. MCF	Gas-oil ratio	Date of test		
1	497	3	8N	57E	2075	2272	105	3572	293			30	Flowing
2	526	3	8N	57E	216	256	105	660	30			9	Flowing
TOTALS													

Report distillate, condensate or other liquid hydrocarbons (other than oil) in this column preceded by an asterisk ().

†Method of determining water production: Shake out.....Estimate.....Draw off.....

(Following report is on lease basis.)

No. Wells	Total amount oil on lease at beginning of month	Actual oil produced	DISPOSITION OF OIL			Total amount oil on lease	Total capacity lease tanks
			Bbls. to pipeline	Bbls. to truck or R.R.	Name of transporter		
10	2271	2271		2525	Full	308	

GAS

MCF used on lease..... 323 Used for Gas Lift

MCF sold..... MCF used on lease.

MCF blown to air (difference)..... MCF used on..... lease.

Gas Purchaser..... MCF used on..... lease.

SUMMARY

Barrels oil produced and marketed during month..... 2271

Tax at \$0.05 per barrel..... \$ 113.55

MCF gas produced and marketed during month.....

Tax at \$0.05 per 50,000 MCF..... \$

Total tax monies remitted herewith to Department of Minerals..... \$ 113.55

Remarks:

I hereby certify that the information given herewith is true, correct and complete.

Name Albert J. Brown

Position Operator

Telephone 508-860

Date 1/11, 1940

INSTRUCTIONS: Prepare in quadruplicate. First three copies to Department of Minerals with remittance. Last copy for your file.

STATE OF NEVADA
 DEPARTMENT OF MINERALS
 400 W. King Street, Suite 106
 Carson City, Nevada 89710
 Telephone (702) 687-5050

Original—Dept. Prod. File
 Duplicate—Dept. NBM&G File
 Triplicate—Dept. Acctg.
 Quadruplicate—Operator's File
RECEIVED

OCT 22 1992

PRODUCER'S MONTHLY REPORT

Dept. of Minerals

This report to be filed by the end of the month following the month herein reported.

Company Western General Inc Address Box 681569 Park City Utah
 Lease N41242 Pool KATE County NYE Month of August 1992

LOCATION					OIL AND WATER (BBLs.)				GAS			No. days prod.	Status: Flowing, Pumping, Gas Lift, etc.
Well No.	Permit No.	Sec.	Twp.	Rge.	Net oil prod.*	Net Oil sold*	Grav.	Water Prod. †	Tot. gas Prod. MCF	Gas-oil ratio	Date of test		
1	436	2	8N	57E	500	500	10.5	500	47			5	Flowing
1A	560	2	8N	57E	8473	8399	10.5	9373	805			26	Flowing
1B	567	2	8N	57E									W/W
1C	592	2	8N	57E	506	506	10.5	500	48			22	Flowing

TOTALS

Report distillate, condensate or other liquid hydrocarbons (other than oil) in this column preceded by an asterisk ().

†Method of determining water production: Shake out..... Estimate..... Draw off.....

(Following report is on lease basis.)

No. Wells	Total amount oil on lease at beginning of month	Actual oil produced	DISPOSITION OF OIL			Total amount oil on lease	Total capacity lease tanks
			Bbls. to pipeline	Bbls. to truck or R.R.	Name of transporter		

GAS

MCF used on lease..... Used for Gas Lift
MCF sold..... MCF used on lease.
MCF blown to air (difference)..... MCF used on..... lease.
Gas Purchaser..... MCF used on..... lease.

SUMMARY

Barrels oil produced and marketed during month.....
Tax at \$0.05 per barrel..... \$.....
MCF gas produced and marketed during month.....
Tax at \$0.05 per 50,000 MCF..... \$.....
Total tax monies remitted herewith to Department of Minerals..... \$.....

Remarks:

I hereby certify that the information given herewith is true, correct and complete.

Name.....

Position.....

Telephone.....

Date....., 19.....

INSTRUCTIONS: Prepare in quadruplicate. First three copies to Department of Minerals with remittance. Last copy for your file.

STATE OF NEVADA
DEPARTMENT OF MINERALS

400 W. King Street, Suite 106
Carson City, Nevada 89710
Telephone (702) 687-5050

Original—Dept. Prod. File
Duplicate—Dept. NBM&G File
Triplicate—Dept. Acctg.
Quadruplicate—Operator's File

1501 830 749 779 699 N
PRODUCER'S MONTHLY REPORT

This report to be filed by the end of the month following the month herein reported.

Company Western General Inc Address Box 681569 Park City Utah
Lease N41242 Pool KATE County MYE Month of August, 1992

LOCATION					OIL AND WATER (BBLs.)				GAS			No. days prod.	Status: Flowing, Pumping, Gas Lift, etc.	
Well No.	Permit No.	Sec.	Twp.	Rge.	Net oil prod.*	Net Oil sold*	Grav.	Water Prod. †	Tot. gas Prod. MCF	Gas-oil ratio	Date of test			
		2940												
		25.074												
		55.												
		71.074												
1	436	2	8N	57E	500	500	0.5	500	47			5	Flowing	
1A	560	2	8N	57E	8473	8399	10.5	9373	805			26	Flowing	
1B	567	2	8N	57E									W/W	
1C	392	2	8N	57E	506	506	0.5	500	48			22	Flowing	

TOTALS

2128 PPD 102

Report distillate, condensate or other liquid hydrocarbons (other than oil) in this column preceded by an asterisk (*).

†Method of determining water production: Shake out.....Estimate.....Draw off.....

(Following report is on lease basis.)

No. Wells	Total amount oil on lease at beginning of month	Actual oil produced	DISPOSITION OF OIL			Total amount oil on lease	Total capacity lease tanks
			Bbls. to pipeline	Bbls. to truck or R.R.	Name of transporter		
1	990	2177		975	PSR	1024	14000

GAS

MCF used on lease..... 466 Used for Gas Lift

MCF sold..... 1127 MCF used on lease.

MCF blown to air (difference)..... MCF used on..... lease.

Gas Purchaser..... MCF used on..... lease.

SUMMARY

Barrels oil produced and marketed during month..... 9405

Tax at \$0.05 per barrel..... \$ 470.25

MCF gas produced and marketed during month..... 437

Tax at \$0.05 per 50,000 MCF..... \$ 0.44

Total tax monies remitted herewith to Department of Minerals..... \$ 470.69

Remarks:

[Faint handwritten notes and signatures in the Remarks section]

I hereby certify that the information given herewith is true, correct and complete.

Name..... Walter G. [unclear]

Position..... Operator

Telephone..... 401 679 3615

Date..... 11/20, 1972

INSTRUCTIONS: Prepare in quadruplicate. First three copies to Department of Minerals with remittance. Last copy for your file.

STATE OF NEVADA
 DEPARTMENT OF MINERALS
 400 W. King Street, Suite 106
 Carson City, Nevada 89710
 Telephone (702) 687-5050

Original—Dept. Prod. File
 Duplicate—Dept. NBM&G File
 Triplicate—Dept. Acctg.
 Quadruplicate—Operator's File

RECEIVED

SEP 21 1992

PRODUCER'S MONTHLY REPORT

This report to be filed by the end of the month following the month herein reported. Dept. of Minerals

Company Western General Inc Address Box 681569 Pahrump, NV
 Lease N41245 Pool KATE County Nye Month of July, 1992

LOCATION					OIL AND WATER (BBLs.)				GAS			No. days prod.	Status: Flowing, Pumping, Gas Lift, etc.
Well No.	Permit No.	Sec.	Twp.	Rge.	Net oil prod.*	Net Oil sold*	Grav.	Water Prod.†	Tot. gas Prod. MCF	Gas-oil ratio	Date of test		
1	497	3	8N	57E	2405	2337	10.5	3280	339			31	Flowing
2	526	3	8N	57E	419	222	10.5	1155	59			9	Flowing

TOTALS

Report distillate, condensate or other liquid hydrocarbons (other than oil) in this column preceded by an asterisk ().

†Method of determining water production: Shake out..... Estimate..... Draw off.....



(Following report is on lease basis.)

No. Wells	Total amount oil on lease at beginning of month	Actual oil produced	DISPOSITION OF OIL			Total amount oil on lease	Total capacity lease tanks
			Bbls. to pipeline	Bbls. to truck or R.R.	Name of transporter		

GAS

MCF used on lease..... Used for Gas Lift
MCF sold..... MCF used on lease.
MCF blown to air (difference)..... MCF used on..... lease.
Gas Purchaser..... MCF used on..... lease.

SUMMARY

Barrels oil produced and marketed during month.....
Tax at \$0.05 per barrel..... \$.....
MCF gas produced and marketed during month.....
Tax at \$0.05 per 50,000 MCF..... \$.....
Total tax monies remitted herewith to Department of Minerals..... \$.....

Remarks:

I hereby certify that the information given herewith is true, correct and complete.

Name.....

Position.....

Telephone.....

Date....., 19.....

INSTRUCTIONS: Prepare in quadruplicate. First three copies to Department of Minerals with remittance. Last copy for your file.

STATE OF NEVADA
 DEPARTMENT OF MINERALS
 400 W. King Street, Suite 106
 Carson City, Nevada 89710
 Telephone (702) 687-5050

Original—Dept. Prod. File
 Duplicate—Dept. NBM&G File
 Triplicate—Dept. Acctg.
 Quadruplicate—Operator's File

PRODUCER'S MONTHLY REPORT

This report to be filed by the end of the month following the month herein reported.

Company Western General Inc Address CPS Bx 681569 Park City Utah
 Lease N41245 Pool KATE County NYE Month of July 1992

LOCATION					OIL AND WATER (BBLS.)				GAS			No. days prod.	Status: Flowing, Pumping, Gas Lift, etc.	
Well No.	Permit No.	Sec.	Twp.	Rge.	Net oil prod.*	Net Oil sold*	Grav.	Water Prod.†	Tot. gas Prod. MCF	Gas-oil ratio	Date of test			
1	497	3	8N	57E	2405	2337	10.5	3280	339			31	Flowing	
2	526	3	5N	57E	419	222	10.5	1155	59			9	Flowing	
TOTALS														

Report distillate, condensate or other liquid hydrocarbons (other than oil) in this column preceded by an asterisk ().

†Method of determining water production: Shake out.....Estimate.....Draw off.....

(Following report is on lease basis.)

No. Wells	Total amount oil on lease at beginning of month	Actual oil produced	DISPOSITION OF OIL			Total amount oil on lease	Total capacity lease tanks
			Bbls. to pipeline	Bbls. to truck or R.R.	Name of transporter		
2	374	2827		2559	PSR	397	5600

GAS

MCF used on lease..... 197 Used for Gas Lift
MCF sold..... MCF used on lease.
MCF blown to air (difference)..... MCF used on..... lease.
Gas Purchaser..... MCF used on..... lease.

SUMMARY

Barrels oil produced and marketed during month..... 2457
Tax at \$0.05 per barrel..... \$ 122.95
MCF gas produced and marketed during month.....
Tax at \$0.05 per 50,000 MCF..... \$
Total tax monies remitted herewith to Department of Minerals..... \$ 122.95

Remarks:

I hereby certify that the information given herewith is true, correct and complete.

Name Walter G. ...
Position Operator
Telephone 501-619-3606
Date 9-8-92, 19 92

INSTRUCTIONS: Prepare in quadruplicate. First three copies to Department of Minerals with remittance. Last copy for your file.

STATE OF NEVADA
 DEPARTMENT OF MINERALS
 400 W. King Street, Suite 106
 Carson City, Nevada 89710
 Telephone (702) 687-5050

Original—Dept. Prod. File
 Duplicate—Dept. NBM&G File
 Triplicate—Dept. Acctg.
 Quadruplicate—Operator's File

PRODUCER'S MONTHLY REPORT

This report to be filed by the end of the month following the month herein reported.

Company Western General Inc Address Box 681569 Rialto Utah
 Lease N-41242 Pool KATE County NYE Month of July, 1992

LOCATION					OIL AND WATER (BBLs.)				GAS			No. days prod.	Status: Flowing, Pumping, Gas Lift, etc.
Well No.	Permit No.	Sec.	Twp.	Rge.	Net oil prod.*	Net Oil sold*	Grav.	Water Prod.†	Tot. gas Prod. MCF	Gas-oil ratio	Date of test		
1	436	2 2	8N	57E	500	500	10.5	1500	47			5	Flowing
1A	560	2	8N	57E	8305	8342	10.5	9480	789			26	Flowing
1B	567	2	8N	57E									
1C	592	2	8N	57E	600	600	10.5	1600	57			20	Flowing

TOTALS

Report distillate, condensate or other liquid hydrocarbons (other than oil) in this column preceded by an asterisk ().

†Method of determining water production: Shake out.....Estimate.....Draw off.....

(Following report is on lease basis.)

No. Wells	Total amount oil on lease at beginning of month	Actual oil produced	DISPOSITION OF OIL			Total amount oil on lease	Total capacity lease tanks
			Bbls. to pipeline	Bbls. to truck or R.R.	Name of transporter		

GAS

MCF used on lease..... Used for Gas Lift
MCF sold..... MCF used on lease.
MCF blown to air (difference)..... MCF used on..... lease.
Gas Purchaser..... MCF used on..... lease.

SUMMARY

Barrels oil produced and marketed during month.....
Tax at \$0.05 per barrel..... \$.....
MCF gas produced and marketed during month.....
Tax at \$0.05 per 50,000 MCF..... \$.....
Total tax monies remitted herewith to Department of Minerals..... \$.....

Remarks:

I hereby certify that the information given herewith is true, correct and complete.

Name.....

Position.....

Telephone.....

Date....., 19.....

INSTRUCTIONS: Prepare in quadruplicate. First three copies to Department of Minerals with remittance. Last copy for your file.

STATE OF NEVADA
DEPARTMENT OF MINERALS

400 W. King Street, Suite 106
Carson City, Nevada 89710
Telephone (702) 687-5050

Original—Dept. Prod. File
Duplicate—Dept. NBM&G File
Triplicate—Dept. Acctg.
Quadruplicate—Operator's File

PRODUCER'S MONTHLY REPORT

This report to be filed by the end of the month following the month herein reported.

Company Western General Inc Address 62681569 Rch Rd 4th
Lease N-41242 Pool KATE County NYSEX Month of July, 1992

LOCATION					OIL AND WATER (BBLs.)				GAS			No. days prod.	Status: Flowing, Pumping, Gas Lift, etc.	
Well No.	Permit No.	Sec.	Twp.	Rge.	Net oil prod.*	Net Oil sold*	Grav.	Water Prod. †	Tot. gas Prod. MCF	Gas-oil ratio	Date of test			
		5TH												
		01.5TH												
		12TH												
		SS.												
		SE.5TH												
I	436	2	2N	57E	500	500	10.5	1500	47			5	Flowing	
IA	560	2	8N	57E	8305	8342	10.5	9480	789			26	Flowing	
IB	567	2	8N	57E										
IC	592	2	8N	57E	600	600	10.5	1600	57			20	Flowing	
					Method Total									

TOTALS

Report distillate, condensate or other liquid hydrocarbons (other than oil) in this column preceded by an asterisk (*).

†Method of determining water production: Shake out.....Estimate.....Draw off.....

(Following report is on lease basis.)

No. Wells	Total amount oil on lease at beginning of month	Actual oil produced	DISPOSITION OF OIL			Total amount oil on lease	Total capacity lease tanks
			Bbls. to pipeline	Bbls. to truck or R.R.	Name of transporter		
4	1066	9405		9472	PSR		

GAS

MCF used on lease..... 459 Used for Gas Lift
MCF sold..... 2310 MCF used on lease.
MCF blown to air (difference)..... MCF used on..... lease.
Gas Purchaser..... MCF used on..... lease.

SUMMARY

Barrels oil produced and marketed during month..... 9472
Tax at \$0.05 per barrel..... \$ 473.60
MCF gas produced and marketed during month..... 459
Tax at \$0.05 per 50,000 MCF..... \$ 4.62
Total tax monies remitted herewith to Department of Minerals..... \$ 478.22

Remarks:

I hereby certify that the information given herewith is true, correct and complete.

Name Waters Gulf, Inc.
Position Owner
Telephone 801 649 3615
Date 9-11, 1972

INSTRUCTIONS: Prepare in quadruplicate. First three copies to Department of Minerals with remittance. Last copy for your file.

STATE OF NEVADA
 DEPARTMENT OF MINERALS
 400 W. King Street, Suite 106
 Carson City, Nevada 89710
 Telephone (702) 687-5050

Original—Dept. Prod. File
 Duplicate—Dept. NBM&G File
 Triplicate—Dept. Acctg.
 Quadruplicate—Operator's File

RECEIVED

AUG 06 1992

PRODUCER'S MONTHLY REPORT

This report to be filed by the end of the month following the month herein reported Dept. of Minerals

Company Western General Inc Address Box 681569 Parklith Wtk
 Lease N 91245 Pool KATE County NYE Month of June 1992

LOCATION					OIL AND WATER (BBLs.)				GAS			No. days prod.	Status: Flowing, Pumping, Gas Lift, etc.
Well No.	Permit No.	Sec.	Twp.	Rge.	Net oil prod.*	Net Oil sold*	Grav.	Water Prod.†	Tot. gas Prod. MCF	Gas-oil ratio	Date of test		
1	497	3	8N	S2E	2054 2054	285	10.5	2100	290			30	Flowing
2	526	3	8N	S2E	292	288	10.5	1645	41			11	Flowing

TOTALS

Report distillate, condensate or other liquid hydrocarbons (other than oil) in this column preceded by an asterisk ().

†Method of determining water production: Shake out..... Estimate..... Draw off.....

(Following report is on lease basis.)

No. Wells	Total amount oil on lease at beginning of month	Actual oil produced	DISPOSITION OF OIL			Total amount oil on lease	Total capacity lease tanks
			Bbls. to pipeline	Bbls. to truck or R.R.	Name of transporter		

GAS

MCF used on lease..... Used for Gas Lift
MCF sold..... MCF used on lease.
MCF blown to air (difference)..... MCF used on..... lease.
Gas Purchaser..... MCF used on..... lease.

SUMMARY

Barrels oil produced and marketed during month.....
Tax at \$0.05 per barrel..... \$.....
MCF gas produced and marketed during month.....
Tax at \$0.05 per 50,000 MCF..... \$.....
Total tax monies remitted herewith to Department of Minerals..... \$.....

Remarks:

I hereby certify that the information given herewith is true, correct and complete.

Name.....

Position.....

Telephone.....

Date....., 19.....

INSTRUCTIONS: Prepare in quadruplicate. First three copies to Department of Minerals with remittance. Last copy for your file.

STATE OF NEVADA
 DEPARTMENT OF MINERALS
 400 W. King Street, Suite 106
 Carson City, Nevada 89710
 Telephone (702) 687-5050

Original—Dept. Prod. File
 Duplicate—Dept. NBM&G File
 Triplicate—Dept. Acctg.
 Quadruplicate—Operator's File

PRODUCER'S MONTHLY REPORT

This report to be filed by the end of the month following the month herein reported.

Company Western General Inc Address 1555 S. 68th St. Park City, UT
 Lease N 71245 Pool KATE County NYC Month of June, 1992

LOCATION					OIL AND WATER (BBL.)				GAS			No. days prod.	Status: Flowing, Pumping, Gas Lift, etc.
Well No.	Permit No.	Sec.	Twp.	Rge.	Net oil prod.*	Net Oil sold*	Grav.	Water Prod.†	Tot. gas Prod. MCF	Gas-oil ratio	Date of test		
		2545 20351											
1	497	3	8N	57E	2054 2054	285	10.5	2100	290			30	Flowing
2	526	3	8N	57E	292	288	10.5	1675	41			11	Flowing

Net loose water
 Total 10

TOTALS

1000 108

Report distillate, condensate or other liquid hydrocarbons (other than oil) in this column preceded by an asterisk ().

†Method of determining water production: Shake out..... Estimate..... Draw off.....

(Following report is on lease basis.)

No. Wells	Total amount oil on lease at beginning of month	Actual oil produced	DISPOSITION OF OIL			Total amount oil on lease	Total capacity lease tanks
			Bbls. to pipeline	Bbls. to truck or R.R.	Name of transporter		
2	486	2346		2473	PR	344	4600

GAS

MCF used on lease..... 331 Used for Gas Lift..... W
MCF sold..... 44 MCF used on lease.
MCF blown to air (difference)..... MCF used on..... lease.
Gas Purchaser..... MCF used on..... lease.

SUMMARY

Barrels oil produced and marketed during month..... 2473
Tax at \$0.05 per barrel..... \$ 123.65
MCF gas produced and marketed during month.....
Tax at \$0.05 per 50,000 MCF..... \$
Total tax monies remitted herewith to Department of Minerals..... \$

Remarks:

I hereby certify that the information given herewith is true, correct and complete.

Name Walter Grant Jr
Position Operator
Telephone 501-653-3615
Date 8-2, 1972

INSTRUCTIONS: Prepare in quadruplicate. First three copies to Department of Minerals with remittance. Last copy for your file.

STATE OF NEVADA
 DEPARTMENT OF MINERALS
 400 W. King Street, Suite 106
 Carson City, Nevada 89710
 Telephone (702) 687-5050

Original—Dept. Prod. File
 Duplicate—Dept. NBM&G File
 Triplicate—Dept. Acctg.
 Quadruplicate—Operator's File

RECEIVED

AUG 06 1992

PRODUCER'S MONTHLY REPORT

This report to be filed by the end of the month following the month herein reported of Minerals

Company Western General Inc Address Box 68569 Park City UT
 Lease N-41242 Pool KATE County NYE Month of Jan, 1992

LOCATION					OIL AND WATER (BBLs.)				GAS			No. days prod.	Status: Flowing, Pumping, Gas Lift, etc.
Well No.	Permit No.	Sec.	Twp.	Rge.	Net oil prod.*	Net Oil sold*	Grav.	Water Prod. †	Tot. gas Prod. MCF	Gas-oil ratio	Date of test		
1	436	8N	8N	57E	750	750	105	750	66			9	Flowing
1A	560	2	8N	57E	8229 8229	8953	105	10206	794			21	Flowing
1B	567	2	8N	57E									Flowing
1C	592	2	8N	57E	1054	1054	105	1054	93			30	Flowing

TOTALS

Report distillate, condensate or other liquid hydrocarbons (other than oil) in this column preceded by an asterisk ().

†Method of determining water production: Shake out..... Estimate..... Draw off.....



(Following report is on lease basis.)

No. Wells	Total amount oil on lease at beginning of month	Actual oil produced	DISPOSITION OF OIL			Total amount oil on lease	Total capacity lease tanks
			Bbls. to pipeline	Bbls. to truck or R.R.	Name of transporter		

GAS

MCF used on lease..... Used for Gas Lift
MCF sold..... MCF used on lease.
MCF blown to air (difference)..... MCF used on.....lease.
Gas Purchaser..... MCF used on.....lease.

SUMMARY

Barrels oil produced and marketed during month.....
Tax at \$0.05 per barrel..... \$.....
MCF gas produced and marketed during month.....
Tax at \$0.05 per 50,000 MCF..... \$.....
Total tax monies remitted herewith to Department of Minerals..... \$.....

Remarks:

I hereby certify that the information given herewith is true, correct and complete.

Name.....

Position.....

Telephone.....

Date....., 19.....

INSTRUCTIONS: Prepare in quadruplicate. First three copies to Department of Minerals with remittance. Last copy for your file.

STATE OF NEVADA
 DEPARTMENT OF MINERALS
 400 W. King Street, Suite 106
 Carson City, Nevada 89710
 Telephone (702) 687-5050

Original—Dept. Prod. File
 Duplicate—Dept. NBM&G File
 Triplicate—Dept. Acctg.
 Quadruplicate—Operator's File

0004 2201 0781 H
 PRODUCER'S MONTHLY REPORT

This report to be filed by the end of the month following the month herein reported.

Company Western General Inc Address Box 681569 Park Valley
 Lease N-41242 Pool KATE County NYE Month of June, 1992

LOCATION					OIL AND WATER (BBLs.)				GAS			No. days prod.	Status: Flowing, Pumping, Gas Lift, etc.	
Well No.	Permit No.	Sec.	Twp.	Rge.	Net oil prod.*	Net Oil sold*	Grav.	Water Prod. †	Tot. gas Prod. MCF	Gas-oil ratio	Date of test			
1	436	8N	8N	57E	750	750	0.5	750	66			9	Flowing	
1A	560	2	8N	57E	8229 8229	8953	0.5	10206	794			21	Flowing	
1B	567	2	8N	57E										
1C	592	2	8N	57E	1054	1054	0.5	1054	93			30	Flowing	
TOTALS														

Report distillate, condensate or other liquid hydrocarbons (other than oil) in this column preceded by an asterisk ().

†Method of determining water production: Shake out..... Estimate..... Draw off.....

(Following report is on lease basis.)

No. Wells	Total amount oil on lease at beginning of month	Actual oil produced	DISPOSITION OF OIL			Total amount oil on lease	Total capacity lease tanks
			Bbls. to pipeline	Bbls. to truck or R.R.	Name of transporter		
4	1870	10053		10757	PR	1066	40000

GAS

MCF used on lease..... 519 Used for Gas Lift 1.71
MCF sold..... 727 MCF used on lease.....
MCF blown to air (difference)..... MCF used on..... lease.
Gas Purchaser..... MCF used on..... lease.

SUMMARY

Barrels oil produced and marketed during month..... 10257
Tax at \$0.05 per barrel..... \$ 537.85
MCF gas produced and marketed during month..... 434
Tax at \$0.05 per 50,000 MCF..... \$ 72
Total tax monies remitted herewith to Department of Minerals..... \$ 538.07

Remarks:

I hereby certify that the information given herewith is true, correct and complete.

Name.....

Position.....

Telephone.....

Date....., 19.....

INSTRUCTIONS: Prepare in quadruplicate. First three copies to Department of Minerals with remittance. Last copy for your file.

STATE OF NEVADA
 DEPARTMENT OF MINERALS
 400 W. King Street, Suite 106
 Carson City, Nevada 89710
 Telephone (702) 687-5050

Original—Dept. Prod. File
 Duplicate—Dept. NBM&G File
 Triplicate—Dept. Acctg.
 Quadruplicate—Operator's File

RECEIVED

JUN 18 1992

PRODUCER'S MONTHLY REPORT

This report to be filed by the end of the month following the month herein reported. Dept. of Minerals

Company Western General Inc Address Box 681569 Park City Utah
 Lease N41245 Pool KATE County NYE Month of May, 1992

LOCATION					OIL AND WATER (BBLS.)				GAS			No. days prod.	Status: Flowing, Pumping, Gas Lift, etc.
Well No.	Permit No.	Sec.	Twp.	Rge.	Net oil prod.*	Net Oil sold*	Grav.	Water Prod. †	Tot. gas Prod. MCF	Gas-oil ratio	Date of test		
1	497	3	8N	5E	2131	1953	10.5	1785	300			31	Flowing
2	526	3	8N	5E	270	271	10.5	447	38			15	Flowing

TOTALS

Report distillate, condensate or other liquid hydrocarbons (other than oil) in this column preceded by an asterisk ().

†Method of determining water production: Shake out..... Estimate..... Draw off.....



(Following report is on lease basis.)

No. Wells	Total amount oil on lease at beginning of month	Actual oil produced	DISPOSITION OF OIL			Total amount oil on lease	Total capacity lease tanks
			Bbls. to pipeline	Bbls. to truck or R.R.	Name of transporter		

GAS

MCF used on lease..... Used for Gas Lift
MCF sold.....MCF used on lease.
MCF blown to air (difference).....MCF used on.....lease.
Gas Purchaser.....MCF used on.....lease.

SUMMARY

Barrels oil produced and marketed during month.....
Tax at \$0.05 per barrel..... \$.....
MCF gas produced and marketed during month.....
Tax at \$0.05 per 50,000 MCF..... \$.....
Total tax monies remitted herewith to Department of Minerals..... \$.....

Remarks:

I hereby certify that the information given herewith is true, correct and complete.

Name.....

Position.....

Telephone.....

Date....., 19.....

INSTRUCTIONS: Prepare in quadruplicate. First three copies to Department of Minerals with remittance. Last copy for your file.

STATE OF NEVADA
 DEPARTMENT OF MINERALS
 400 W. King Street, Suite 106
 Carson City, Nevada 89710
 Telephone (702) 687-5050

Original—Dept. Prod. File
 Duplicate—Dept. NBM&G File
 Triplicate—Dept. Acctg.
 Quadruplicate—Operator's File

PRODUCER'S MONTHLY REPORT

This report to be filed by the end of the month following the month herein reported.

Company Western General Inc Address 888 Box 681569 Park City Utah
 Lease N41245 Pool KATE County NYE Month of May, 1992

LOCATION					OIL AND WATER (BBLs.)				GAS			No. days prod.	Status: Flowing, Pumping, Gas Lift, etc.	
Well No.	Permit No.	Sec.	Twp.	Rge.	Net oil prod.*	Net Oil sold*	Grav.	Water Prod. †	Tot. gas Prod. MCF	Gas-oil ratio	Date of test			
		1555 S												
		05.1111												
		05.1111												
1	497	3	8N	57E	2131	1953	10.5	1785	300			31	Flowing	
2	526	3	8N	57E	270	271	0.5	447	38			15	Flowing	

Western General Inc
 Operator

TOTALS 2086 Prod 107

Report distillate, condensate or other liquid hydrocarbons (other than oil) in this column preceded by an asterisk ().

†Method of determining water production: Shake out..... Estimate..... Draw off.....

(Following report is on lease basis.)

No. Wells	Total amount oil on lease at beginning of month	Actual oil produced	DISPOSITION OF OIL			Total amount oil on lease	Total capacity lease tanks
			Bbls. to pipeline	Bbls. to truck or R.R.	Name of transporter		
1	32	287		287	PSK	1788	9000

GAS

MCF used on lease..... 338 Used for Gas Lift
MCF sold..... MCF used on lease.
MCF blown to air (difference)..... MCF used on..... lease.
Gas Purchaser..... MCF used on..... lease.

SUMMARY

Barrels oil produced and marketed during month.....
Tax at \$0.05 per barrel..... \$ 16.90
MCF gas produced and marketed during month.....
Tax at \$0.05 per 50,000 MCF..... \$
Total tax monies remitted herewith to Department of Minerals..... \$ 16.90

Remarks:

I hereby certify that the information given herewith is true, correct and complete.

Name Walter G. Smith
Position Operator
Telephone 402-331-1111
Date April 2, 1950, 19.....

INSTRUCTIONS: Prepare in quadruplicate. First three copies to Department of Minerals with remittance. Last copy for your file.

STATE OF NEVADA
 DEPARTMENT OF MINERALS
 400 W. King Street, Suite 106
 Carson City, Nevada 89710
 Telephone (702) 687-5050

Original—Dept. Prod. File
 Duplicate—Dept. NBM&G File
 Triplicate—Dept. Acctg.
 Quadruplicate—Operator's File

0004

5581 PRODUCER'S MONTHLY REPORT

REP: H

This report to be filed by the end of the month following the month herein reported.

Company Western General Inc Address Box 81569 Reno NV
 Lease N41242 Pool KATE County NYE Month of May 1992

LOCATION					OIL AND WATER (BBL.)				GAS			No. days prod.	Status: Flowing, Pumping, Gas Lift, etc.
Well No.	Permit No.	Sec.	Twp.	Rge.	Net oil prod.*	Net Oil sold*	Grav.	Water Prod.†	Tot. gas Prod. MCF	Gas-oil ratio	Date of test		
		1087											
		22,824											
		55											
		77,824											
1	436	2	8N	57E	750	750	10.5	750	71			5	Flowing
1A	560	2	8N	57E	8534	7567	10.5	9152	820			26	Flowing
1B	567	2	8N	57E									
1C	592	2	8N	57E	1054	1054	10.5	1054	100			31	Flowing

1.000 water
 0.0000

TOTALS

801 P&G 108

Report distillate, condensate or other liquid hydrocarbons (other than oil) in this column preceded by an asterisk (*).

†Method of determining water production: Shake out..... Estimate..... Draw off.....

(Following report is on lease basis.)

No. Wells	Total amount oil on lease at beginning of month	Actual oil produced	DISPOSITION OF OIL			Total amount oil on lease	Total capacity lease tanks
			Bbls. to pipeline	Bbls. to truck or R.R.	Name of transporter		
4	939	19338		939	PSR	1872	4500

GAS

MCF used on lease..... 2,4578 ~~939~~ Used for Gas Lift
MCF sold..... 434 MCF used on lease.
MCF blown to air (difference)..... MCF used on..... lease.
Gas Purchaser..... MCF used on..... lease.

SUMMARY

Barrels oil produced and marketed during month..... 939
Tax at \$0.05 per barrel..... \$ 469.35
MCF gas produced and marketed during month.....
Tax at \$0.05 per 50,000 MCF..... \$ 1.22
Total tax monies remitted herewith to Department of Minerals..... \$ 470.57

Remarks:

I hereby certify that the information given herewith is true, correct and complete.

Name..... William G. Smith
Position..... Operator
Telephone..... 501-619-2606
Date..... 10/15, 1992

INSTRUCTIONS: Prepare in quadruplicate. First three copies to Department of Minerals with remittance. Last copy for your file.

STATE OF NEVADA
 DEPARTMENT OF MINERALS
 400 W. King Street, Suite 106
 Carson City, Nevada 89710
 Telephone (702) 687-5050

Original—Dept. Prod. File
 Duplicate—Dept. NBM&G File
 Triplicate—Dept. Acctg.
 Quadruplicate—Operator's File

RECEIVED

JUN 15 1992

PRODUCER'S MONTHLY REPORT

This report to be filed by the end of the month following the month herein reported.

Dept. of Minerals

Company Western General Inc Address Box 681569 Park Ct. Utah 84008
 Lease KATE Pool N41 County NYE Month of April, 19 92

LOCATION					OIL AND WATER (BBLs.)				GAS			No. days prod.	Status: Flowing, Pumping, Gas Lift, etc.
Well No.	Permit No.	Sec.	Twp.	Rge.	Net oil prod.*	Net Oil sold*	Grav.	Water Prod.†	Tot. gas Prod. MCF	Gas-oil ratio	Date of test		
1	497	3	SW	SE	1904	1814	10.5	1320	268			30	Flowing
2	526	3	SW	SE	239	299	10.5	165	34			15	Flowing

TOTALS

Report distillate, condensate or other liquid hydrocarbons (other than oil) in this column preceded by an asterisk ().

†Method of determining water production: Shake out..... Estimate..... Draw off.....

(Following report is on lease basis.)

No. Wells	Total amount oil on lease at beginning of month	Actual oil produced	DISPOSITION OF OIL			Total amount oil on lease	Total capacity lease tanks
			Bbls. to pipeline	Bbls. to truck or R.R.	Name of transporter		

GAS

MCF used on lease.....	Used for Gas Lift
MCF sold.....	MCF used on lease.
MCF blown to air (difference).....	MCF used on.....lease.
Gas Purchaser.....	MCF used on.....lease.

SUMMARY

Barrels oil produced and marketed during month.....

 Tax at \$0.05 per barrel..... \$.....

MCF gas produced and marketed during month.....

 Tax at \$0.05 per 50,000 MCF..... \$.....

Total tax monies remitted herewith to Department of Minerals..... \$.....

Remarks:

I hereby certify that the information given herewith is true, correct and complete.

Name.....

Position.....

Telephone.....

Date....., 19.....

INSTRUCTIONS: Prepare in quadruplicate. First three copies to Department of Minerals with remittance. Last copy for your file.

STATE OF NEVADA
DEPARTMENT OF MINERALS

400 W. King Street, Suite 106
Carson City, Nevada 89710
Telephone (702) 687-5050

Original—Dept. Prod. File
Duplicate—Dept. NBM&G File
Triplicate—Dept. Acctg.
Quadruplicate—Operator's File

COOP 818 PRODUCER'S MONTHLY REPORT PPS 5

This report to be filed by the end of the month following the month herein reported.

Company Western General Inc Address 5050 Day 681569 Park Ct. Ukiah 94608
Lease KATE Pool N41 County NYE Month of April, 19 92

LOCATION					OIL AND WATER (BBL.)				GAS			No. days prod.	Status: Flowing, Pumping, Gas Lift, etc.	
Well No.	Permit No.	Sec.	Twp.	Rge.	Net oil prod.*	Net Oil sold*	Grav.	Water Prod.†	Tot. gas Prod. MCF	Gas-oil ratio	Date of test			
		E11E 20.201												
		20.201												
1	497	3	8W	SE	1904	1814	0.5	1320	268			30	Flowing	
2	526	3	8N	SE	239	299	0.5	165	31			15	Flowing	

Western General
Operator

TOTALS 2098 2110 108

Report distillate, condensate or other liquid hydrocarbons (other than oil) in this column preceded by an asterisk ()

†Method of determining water production: Shake out.....Estimate.....Draw off.....

(Following report is on lease basis.)

No. Wells	Total amount oil on lease at beginning of month	Actual oil produced	DISPOSITION OF OIL			Total amount oil on lease	Total capacity lease tanks
			Bbbs. to pipeline	Bbbs. to truck or R.R.	Name of transporter		
2	299	243		213	PSR	318	4000

GAS

MCF used on lease..... 302 Used for Gas Lift
MCF sold..... MCF used on lease.....
MCF blown to air (difference)..... MCF used on..... lease.
Gas Purchaser..... MCF used on..... lease.

SUMMARY

Barrels oil produced and marketed during month..... 2113
Tax at \$0.05 per barrel..... \$ 105.65
MCF gas produced and marketed during month.....
Tax at \$0.05 per 50,000 MCF..... \$
Total tax monies remitted herewith to Department of Minerals..... \$ 105.65

Remarks:

I hereby certify that the information given herewith is true, correct and complete.

Name..... [Signature]

Position..... [Signature]

Telephone..... 301 159 706

Date..... 6-15 1972

INSTRUCTIONS: Prepare in quadruplicate. First three copies to Department of Minerals with remittance. Last copy for your file.

STATE OF NEVADA
 DEPARTMENT OF MINERALS
 400 W. King Street, Suite 106
 Carson City, Nevada 89710
 Telephone (702) 687-5050

Original—Dept. Prod. File
 Duplicate—Dept. NBM&G File
 Triplicate—Dept. Acctg.
 Quadruplicate—Operator's File

RECEIVED

JUN 15 1992

PRODUCER'S MONTHLY REPORT

This report to be filed by the end of the month following the month herein reported

Dept. of Minerals

Company Western General Inc Address Box 681569 Reno NV 89509
 Lease KATE Pool N41242 County NYE Month of April, 1992

LOCATION					OIL AND WATER (BBLs.)				GAS			No. days prod.	Status: Flowing, Pumping, Gas Lift, etc.
Well No.	Permit No.	Sec.	Twp.	Rge.	Net oil prod.*	Net Oil sold*	Grav.	Water Prod.†	Tot. gas Prod. MCF	Gas-oil ratio	Date of test		
1	436	2	8N	5E	550	550	10.5	550	52			5	Flowing
1A	560	2	8N	5E	8802	8755	6.5	8526	837			25	Flowing
1B	567	2	8N	5E									
1C	592	2	8N	5E	960	960	6.5	960	91			30	Flowing
TOTALS													

Report distillate, condensate or other liquid hydrocarbons (other than oil) in this column preceded by an asterisk ().

†Method of determining water production: Shake out.....Estimate.....Draw off.....



(Following report is on lease basis.)

No. Wells	Total amount oil on lease at beginning of month	Actual oil produced	DISPOSITION OF OIL			Total amount oil on lease	Total capacity lease tanks
			Bbls. to pipeline	Bbls. to truck or R.R.	Name of transporter		

GAS

MCF used on lease..... Used for Gas Lift
MCF sold..... MCF used on lease.
MCF blown to air (difference)..... MCF used on..... lease.
Gas Purchaser..... MCF used on..... lease.

SUMMARY

Barrels oil produced and marketed during month.....
Tax at \$0.05 per barrel..... \$.....
MCF gas produced and marketed during month.....
Tax at \$0.05 per 50,000 MCF..... \$.....
Total tax monies remitted herewith to Department of Minerals..... \$.....

Remarks:

I hereby certify that the information given herewith is true, correct and complete.

Name.....

Position.....

Telephone.....

Date....., 19.....

INSTRUCTIONS: Prepare in quadruplicate. First three copies to Department of Minerals with remittance. Last copy for your file.

STATE OF NEVADA
 DEPARTMENT OF MINERALS
 400 W. King Street, Suite 106
 Carson City, Nevada 89710
 Telephone (702) 687-5050

Original—Dept. Prod. File
 Duplicate—Dept. NBM&G File
 Triplicate—Dept. Acctg.
 Quadruplicate—Operator's File

0000

PEP PRODUCER'S MONTHLY REPORT

1EP NE

This report to be filed by the end of the month following the month herein reported.

Company Western General Inc Address Box 681569
 Lease KATE Pool N41242 County NYE Month of April, 1992

LOCATION					OIL AND WATER (BBLs.)				GAS			No. days prod.	Status: Flowing, Pumping, Gas Lift, etc.	
Well No.	Permit No.	Sec.	Twp.	Rge.	Net oil prod.*	Net Oil sold*	Grav.	Water Prod.†	Tot. gas Prod. MCF	Gas-oil ratio	Date of test			
		22501												
		21852												
		454												
		15												
		21812												
I	436	2	8N	5E	550	550	0.5	550	52			5	Flowing	
IA	560	2	8N	5E	8802	8755	0.5	8526	837			25	Flowing	
IB	567	2	8N	5E										
IC	592	2	8N	5E	960	960	0.5	960	91			30	Flowing	
TOTALS					2018 PPD 108									

WGI Inland Western
 Oregan

Report distillate, condensate or other liquid hydrocarbons (other than oil) in this column preceded by an asterisk ()

†Method of determining water production: Shake out..... Estimate..... Draw off.....

(Following report is on lease basis.)

No. Wells	Total amount oil on lease at beginning of month	Actual oil produced	DISPOSITION OF OIL			Total amount oil on lease	Total capacity lease tanks
			Bbbs. to pipeline	Bbbs. to truck or R.R.	Name of transporter		
34	931	10312		10265	BSR	939	4000

GAS

MCF used on lease..... 22120 500 Used for Gas Lift
MCF sold..... 420 MCF used on lease.....
MCF blown to air (difference)..... MCF used on..... lease.
Gas Purchaser..... MCF used on..... lease.

SUMMARY

Barrels oil produced and marketed during month..... 10265
Tax at \$0.05 per barrel..... \$ 513.25
MCF gas produced and marketed during month..... 420
Tax at \$0.05 per 50,000 MCF..... \$ 2.1
Total tax monies remitted herewith to Department of Minerals..... \$ 513.46

Remarks:

[Faint handwritten notes and bleed-through from the reverse side of the page are visible in this section.]

I hereby certify that the information given herewith is true, correct and complete.

Name Westford General Inc
Position Operator
Telephone 801 679 3606
Date 6-5, 1992

INSTRUCTIONS: Prepare in quadruplicate. First three copies to Department of Minerals with remittance. Last copy for your file.

STATE OF NEVADA
 DEPARTMENT OF MINERALS
 400 W. King Street, Suite 106
 Carson City, Nevada 89710
 Telephone (702) 687-5050

Original—Dept. Prod. File
 Duplicate—Dept. NBM&G File
 Triplicate—Dept. Acctg.
 Quadruplicate—Operator's File

RECEIVED

JUN 08 1992

PRODUCER'S MONTHLY REPORT

This report to be filed by the end of the month following the month herein reported.

Dept. of Minerals

Company Western General Inc Address Box 681569
 Lease Kate Pool N 41245 County NYE Month of March, 1992

LOCATION					OIL AND WATER (BBLs.)				GAS			No. days prod.	Status: Flowing, Pumping, Gas Lift, etc.
Well No.	Permit No.	Sec.	Twp.	Rge.	Net oil prod.*	Net Oil sold*	Grav.	Water Prod. †	Tot. gas Prod. MCF	Gas-oil ratio	Date of test		
1	497	3	8N	57E	1396	1494	10.5	790	197			31	Flowing
2	526	3	8N	57E	284	298	10.5	415	40			15	Flowing

TOTALS

Report distillate, condensate or other liquid hydrocarbons (other than oil) in this column preceded by an asterisk ().

†Method of determining water production: Shake out..... Estimate..... Draw off.....

(Following report is on lease basis.)

No. Wells	Total amount oil on lease at beginning of month	Actual oil produced	DISPOSITION OF OIL			Total amount oil on lease	Total capacity lease tanks
			Bbls. to pipeline	Bbls. to truck or R.R.	Name of transporter		

GAS

MCF used on lease..... Used for Gas Lift
MCF sold..... MCF used on lease.
MCF blown to air (difference)..... MCF used on..... lease.
Gas Purchaser..... MCF used on..... lease.

SUMMARY

Barrels oil produced and marketed during month.....
Tax at \$0.05 per barrel..... \$.....
MCF gas produced and marketed during month.....
Tax at \$0.05 per 50,000 MCF..... \$.....
Total tax monies remitted herewith to Department of Minerals..... \$.....

Remarks:

I hereby certify that the information given herewith is true, correct and complete.

Name.....

Position.....

Telephone.....

Date....., 19.....

INSTRUCTIONS: Prepare in quadruplicate. First three copies to Department of Minerals with remittance. Last copy for your file.

STATE OF NEVADA
DEPARTMENT OF MINERALS

400 W. King Street, Suite 106
Carson City, Nevada 89710
Telephone (702) 687-5050

Original—Dept. Prod. File
Duplicate—Dept. NBM&G File
Triplicate—Dept. Acctg.
Quadruplicate—Operator's File

004 PPS PRODUCER'S MONTHLY REPORT ESE S

This report to be filed by the end of the month following the month herein reported.

Company Westward General Inc Address 835681569
Lease 10.10 Pool N 41245 County NYE Month of March, 1992

LOCATION					OIL AND WATER (BBLs.)				GAS			No. days prod.	Status: Flowing, Pumping, Gas Lift, etc.	
Well No.	Permit No.	Sec.	Twp.	Rge.	Net oil prod.*	Net Oil sold*	Grav.	Water Prod.†	Tot. gas Prod. MCF	Gas-oil ratio	Date of test			
		5 01.08												
		01.08												
1	497	3	8N	57E	1396	1494	10.5	790	197			31	Flowing	
2	526	3	8N	57E	284	248	10.5	415	40			15	Flowing	

Westward General Inc
Operator

TOTALS 801 Prod 3002 108

Report distillate, condensate or other liquid hydrocarbons (other than oil) in this column preceded by an asterisk ().

†Method of determining water production: Shake out..... Estimate..... Draw off.....

(Following report is on lease basis.)

No. Wells	Total amount oil on lease at beginning of month	Actual oil produced	DISPOSITION OF OIL			Total amount oil on lease	Total capacity lease tanks
			Bbls. to pipeline	Bbls. to truck or R.R.	Name of transporter		
2	373	1680		1742	PSR	299	1700

GAS

MCF used on lease..... 2.37 Used for Gas Lift.....
MCF sold..... MCF used on lease.....
MCF blown to air (difference)..... MCF used on..... lease.
Gas Purchaser..... MCF used on..... lease.

SUMMARY

Barrels oil produced and marketed during month..... 1742
Tax at \$0.05 per barrel..... \$ 87.10
MCF gas produced and marketed during month.....
Tax at \$0.05 per 50,000 MCF..... \$
Total tax monies remitted herewith to Department of Minerals..... \$ 37.10

Remarks:

I hereby certify that the information given herewith is true, correct and complete.

Name Whitney Bryant
Position Operator
Telephone 801 675 3606
Date 5-13, 1942

INSTRUCTIONS: Prepare in quadruplicate. First three copies to Department of Minerals with remittance. Last copy for your file.

STATE OF NEVADA
 DEPARTMENT OF MINERALS
 400 W. King Street, Suite 106
 Carson City, Nevada 89710
 Telephone (702) 687-5050

Original—Dept. Prod. File
 Duplicate—Dept. NBM&G File
 Triplicate—Dept. Acctg.
 Quadruplicate—Operator's File

PRODUCER'S MONTHLY REPORT

This report to be filed by the end of the month following the month herein reported.

Company Western General Inc Address Box 681569
 Lease KATE Pool N41242 County NYE Month of March 1992

LOCATION					OIL AND WATER (BBLs.)				GAS			No. days prod.	Status: Flowing, Pumping, Gas Lift, etc.
Well No.	Permit No.	Sec.	Twp.	Rge.	Net oil prod.*	Net Oil sold*	Grav.	Water Prod. †	Tot. gas Prod. MCF	Gas-oil ratio	Date of test		
1	436	2	8N	57E	750	750	105	750	71			5	
1A	560	2	8N	57E	9446	9734	105	1006	898			26	
1B	567	2	8N	57E									
1C	592	2	8N	57E	900	900	105	900	85			31	
TOTALS													

Report distillate, condensate or other liquid hydrocarbons (other than oil) in this column preceded by an asterisk ().

†Method of determining water production: Shake out..... Estimate..... Draw off.....



(Following report is on lease basis.)

No. Wells	Total amount oil on lease at beginning of month	Actual oil produced	DISPOSITION OF OIL			Total amount oil on lease	Total capacity lease tanks
			Bbls. to pipeline	Bbls. to truck or R.R.	Name of transporter		

GAS

MCF used on lease..... Used for Gas Lift
MCF sold.....MCF used on lease.
MCF blown to air (difference).....MCF used on.....lease.
Gas Purchaser.....MCF used on.....lease.

SUMMARY

Barrels oil produced and marketed during month.....
Tax at \$0.05 per barrel..... \$.....
MCF gas produced and marketed during month.....
Tax at \$0.05 per 50,000 MCF..... \$.....
Total tax monies remitted herewith to Department of Minerals..... \$.....

Remarks:

I hereby certify that the information given herewith is true, correct and complete.

Name.....

Position.....

Telephone.....

Date....., 19.....

INSTRUCTIONS: Prepare in quadruplicate. First three copies to Department of Minerals with remittance. Last copy for your file.

STATE OF NEVADA
DEPARTMENT OF MINERALS
400 W. King Street, Suite 106
Carson City, Nevada 89710
Telephone (702) 687-5050

Original—Dept. Prod. File
Duplicate—Dept. NBM&G File
Triplicate—Dept. Acctg.
Quadruplicate—Operator's File

0004 1 EP PRODUCER'S MONTHLY REPORT 1531
This report to be filed by the end of the month following the month herein reported.

Company Western General Inc Address 3056 15th
Lease KATE Pool N41242 County NYE Month of March 1992

Well No.	LOCATION				OIL AND WATER (BBLs.)				GAS			No. days prod.	Status: Flowing, Pumping, Gas Lift, etc.	
	Permit No.	Sec.	Twp.	Rge.	Net oil prod.*	Net Oil sold*	Grav.	Water Prod.†	Tot. gas Prod. MCF	Gas-oil ratio	Date of test			
	118811													
	OS P 22													
	MEH													
	SS													
	SP P 22													
1	436	2	8N	SE	750	750	105	750	71			5		
1A	560	2	8N	SE	9446	9734	105	1006	898			26		
1B	567	2	8N	SE										
1C	592	2	8N	SE	900	900	105	900	85			31		

Western General Inc
Operator

TOTALS 801 740 108

Report distillate, condensate or other liquid hydrocarbons (other than oil) in this column preceded by an asterisk ().

†Method of determining water production: Shake out..... Estimate..... Draw off.....

(Following report is on lease basis.)

No. Wells	Total amount oil on lease at beginning of month	Actual oil produced	DISPOSITION OF OIL			Total amount oil on lease	Total capacity lease tanks
			Bbls. to pipeline	Bbls. to truck or R.R.	Name of transporter		
4	1273	11096	11384	11384	PSR	931	4000

GAS

MCF used on lease..... 6920 ~~11384~~ Used for Gas Lift

MCF sold..... 437 MCF used on lease.

MCF blown to air (difference)..... ~~11384~~ MCF used on lease.

Gas Purchaser..... MCF used on lease.

SUMMARY

Barrels oil produced and marketed during month..... 11384

Tax at \$0.05 per barrel..... \$ 569.20

MCF gas produced and marketed during month..... 437

Tax at \$0.05 per 50,000 MCF..... \$.22

Total tax monies remitted herewith to Department of Minerals..... \$ 569.42

Remarks:

[Faint handwritten notes and signatures in the Remarks section]

I hereby certify that the information given herewith is true, correct and complete.

Name Western General Inc

Position Operator

Telephone 801 679 3606

Date 5-13 1992

INSTRUCTIONS: Prepare in quadruplicate. First three copies to Department of Minerals with remittance. Last copy for your file.

STATE OF NEVADA
 DEPARTMENT OF MINERALS
 400 W. King Street, Suite 106
 Carson City, Nevada 89710
 Telephone (702) 687-5050

Original—Dept. Prod. File
 Duplicate—Dept. NBM&G File
 Triplicate—Dept. Acctg.
 Quadruplicate—Operator's File

RECEIVED

APR 20 1992

PRODUCER'S MONTHLY REPORT

This report to be filed by the end of the month following the month herein reported Dept. of Minerals

Company Western General, Inc. Address Box 681585 Park City Utah
 Lease Kate Pool N 41245 County NYE Month of Feb, 1992

LOCATION					OIL AND WATER (BBLs.)				GAS			No. days prod.	Status: Flowing, Pumping, Gas Lift, etc.
Well No.	Permit No.	Sec.	Twp.	Rge.	Net oil prod.*	Net Oil sold*	Grav.	Water Prod. †	Tot. gas Prod. MCF	Gas-oil ratio	Date of test		
1	497	3	8N	57E	1677	1622	10.5	810	236			29	Flowing
2	526	3	8N	57E	842	842	10.5		117			19	Flowing

TOTALS

Report distillate, condensate or other liquid hydrocarbons (other than oil) in this column preceded by an asterisk ().

†Method of determining water production: Shake out..... Estimate..... Draw off.....

(Following report is on lease basis.)

No. Wells	Total amount oil on lease at beginning of month	Actual oil produced	DISPOSITION OF OIL			Total amount oil on lease	Total capacity lease tanks
			Bbls. to pipeline	Bbls. to truck or R.R.	Name of transporter		

GAS

MCF used on lease..... Used for Gas Lift
MCF sold..... MCF used on lease.
MCF blown to air (difference)..... MCF used on..... lease.
Gas Purchaser..... MCF used on..... lease.

SUMMARY

Barrels oil produced and marketed during month.....
Tax at \$0.05 per barrel..... \$.....
MCF gas produced and marketed during month.....
Tax at \$0.05 per 50,000 MCF..... \$.....
Total tax monies remitted herewith to Department of Minerals..... \$.....

Remarks:

I hereby certify that the information given herewith is true, correct and complete.

Name.....

Position.....

Telephone.....

Date....., 19.....

INSTRUCTIONS: Prepare in quadruplicate. First three copies to Department of Minerals with remittance. Last copy for your file.

STATE OF NEVADA
 DEPARTMENT OF MINERALS
 400 W. King Street, Suite 106
 Carson City, Nevada 89710
 Telephone (702) 687-5050

Original—Dept. Prod. File
 Duplicate—Dept. NBM&G File
 Triplicate—Dept. Acctg.
 Quadruplicate—Operator's File

0007 332 5
 332 5
 PRODUCER'S MONTHLY REPORT

This report to be filed by the end of the month following the month herein reported.

Company Western General Inc. Address 8780 W. 156th Park Ln, UH
 Lease Ketc Pool N 41245 County NYE Month of Feb 1992

LOCATION					OIL AND WATER (BBLs.)				GAS			No. days prod.	Status: Flowing, Pumping, Gas Lift, etc.	
Well No.	Permit No.	Sec.	Twp.	Rge.	Net oil prod.*	Net Oil sold*	Grav.	Water Prod.†	Tot. gas Prod. MCF	Gas-oil ratio	Date of test			
		05.251												
		05.50												
1	497	3	8N	57E	1674	1622	10.5	810	236			29	Flowing	
2	526	3	8N	57E	842	842	10.5		117			19	Flowing	
TOTALS					2516	2464	10.5		353					

Report distillate, condensate or other liquid hydrocarbons (other than oil) in this column preceded by an asterisk ().

†Method of determining water production: Shake out..... Estimate..... Draw off.....

(Following report is on lease basis.)

No. Wells	Total amount oil on lease at beginning of month	Actual oil produced	DISPOSITION OF OIL			Total amount oil on lease	Total capacity lease tanks
			Bbbs. to pipeline	Bbbs. to truck or R.R.	Name of transporter		
2	335	2516		2767	PBR	313	50000

GAS

MCF used on lease.....²⁵³ Used for Gas Lift
MCF sold..... MCF used on lease.
MCF blown to air (difference)..... MCF used on..... lease.
Gas Purchaser..... MCF used on..... lease.

SUMMARY

Barrels oil produced and marketed during month.....²⁵¹⁶
Tax at \$0.05 per barrel..... \$.....^{125.80}
MCF gas produced and marketed during month.....
Tax at \$0.05 per 50,000 MCF..... \$.....
Total tax monies remitted herewith to Department of Minerals..... \$.....^{23.20}

Remarks:

Handwritten notes and scribbles in the remarks section, including "253" and "2516".

I hereby certify that the information given herewith is true, correct and complete.

Name Walter Brown, Jr.
Position Operator
Telephone 801 W.P. 3603
Date 7-1-92, 19.....

INSTRUCTIONS: Prepare in quadruplicate. First three copies to Department of Minerals with remittance. Last copy for your file.

STATE OF NEVADA
DEPARTMENT OF MINERALS
400 W. King Street, Suite 106
Carson City, Nevada 89710
Telephone (702) 687-5050

Original—Dept. Prod. File
Duplicate—Dept. NBM&G File
Triplicate—Dept. Acctg.
Quadruplicate—Operator's File

000N 555 | PRODUCER'S MONTHLY REPORT 184P 888 H

This report to be filed by the end of the month following the month herein reported.

Company Western General Inc Address 1845 Park Ln Utah
Lease N-41242 Pool KATE County NYE Month of Feb, 1992

LOCATION					OIL AND WATER (BBLs.)				GAS			No. days prod.	Status: Flowing, Pumping, Gas Lift, etc.	
Well No.	Permit No.	Sec.	Twp.	Rge.	Net oil prod.*	Net Oil sold*	Grav.	Water Prod.†	Tot. gas Prod. MCF	Gas-oil ratio	Date of test			
1	436	2	8N	57E	390	390	10.5		37			3	Flowing	
1A	560	2	8N	57E	8076	7650	10.5	710	768			26	Flowing	
1B	567	2	8N	57E									WIW	
1C	592	2	8N	57E	1015	1015	10.5	914	96			29	Flowing	
TOTALS														

TOTALS 2028 PPD-108

Report distillate, condensate or other liquid hydrocarbons (other than oil) in this column preceded by an asterisk ().

†Method of determining water production: Shake out.....Estimate.....Draw off.....

(Following report is on lease basis.)

No. Wells	Total amount oil on lease at beginning of month	Actual oil produced	DISPOSITION OF OIL			Total amount oil on lease	Total capacity lease tanks
			Bbls. to pipeline	Bbls. to truck or R.R.	Name of transporter		
4	883	9781		3055	PUR	276	

GAS

MCF used on lease..... Used for Gas Lift
MCF sold..... MCF used on lease.
MCF blown to air (difference)..... MCF used on..... lease.
Gas Purchaser..... MCF used on..... lease.

SUMMARY

Barrels oil produced and marketed during month.....
Tax at \$0.05 per barrel..... \$.....
MCF gas produced and marketed during month.....
Tax at \$0.05 per 50,000 MCF..... \$.....
Total tax monies remitted herewith to Department of Minerals..... \$.....

Remarks:

I hereby certify that the information given herewith is true, correct and complete.

Name.....
Position.....
Telephone.....
Date..... 19.....

INSTRUCTIONS: Prepare in quadruplicate. First three copies to Department of Minerals with remittance. Last copy for your file.

STATE OF NEVADA
 DEPARTMENT OF MINERALS
 400 W. King Street, Suite 106
 Carson City, Nevada 89710
 Telephone (702) 687-5050

Original—Dept. Prod. File
 Duplicate—Dept. NBM&G File
 Triplicate—Dept. Acctg.
 Quadruplicate—Operator's File

PRODUCER'S MONTHLY REPORT

This report to be filed by the end of the month following the month herein reported.

Company Western General Inc Address Box 681565 Park Ct. Wt 89068
 Lease N41242 Pool KATE County NYE Month of JAN, 1992

LOCATION					OIL AND WATER (BBLs.)				GAS			No. days prod.	Status: Flowing, Pumping, Gas Lift, etc.
Well No.	Permit No.	Sec.	Twp.	Rge.	Net oil prod.*	Net Oil sold*	Grav.	Water Prod.†	Tot. gas Prod. MCF	Gas-oil ratio	Date of test		
1	436	2	8N	57E									TA
1A	560	2	8N	57E	9236	9632	165	10381	879			31	Flowing
1B	567	2	8N	57E									WIW
1C	592	2	8N	57E	1395	1395	105	1305	131			31	Flowing

TOTALS

Report distillate, condensate or other liquid hydrocarbons (other than oil) in this column preceded by an asterisk ().

†Method of determining water production: Shake out..... Estimate..... Draw off.....

(Following report is on lease basis.)

No. Wells	Total amount oil on lease at beginning of month	Actual oil produced	DISPOSITION OF OIL			Total amount oil on lease	Total capacity lease tanks
			Bbls. to pipeline	Bbls. to truck or R.R.	Name of transporter		

GAS

MCF used on lease..... Used for Gas Lift
MCF sold..... MCF used on lease.
MCF blown to air (difference)..... MCF used on..... lease.
Gas Purchaser..... MCF used on..... lease.

SUMMARY

Barrels oil produced and marketed during month.....
Tax at \$0.05 per barrel..... \$.....
MCF gas produced and marketed during month.....
Tax at \$0.05 per 50,000 MCF..... \$.....
Total tax monies remitted herewith to Department of Minerals..... \$.....

Remarks:

I hereby certify that the information given herewith is true, correct and complete.

Name.....

Position.....

Telephone.....

Date....., 19.....

INSTRUCTIONS: Prepare in quadruplicate. First three copies to Department of Minerals with remittance. Last copy for your file.

STATE OF NEVADA
DEPARTMENT OF MINERALS

400 W. King Street, Suite 106
Carson City, Nevada 89710
Telephone (702) 687-5050

Original—Dept. Prod. File
Duplicate—Dept. NBM&G File
Triplicate—Dept. Acctg.
Quadruplicate—Operator's File

0004 888 828 5911 1541 7551 H
PRODUCER'S MONTHLY REPORT

This report to be filed by the end of the month following the month herein reported.

Company Western General Inc Address 8280y 681565 Park Ct. 4f 84068
Lease N41242 Pool KATE County NYE Month of JAN, 1992

LOCATION					OIL AND WATER (BBL.)				GAS			No. days prod.	Status: Flowing, Pumping, Gas Lift, etc.	
Well No.	Permit No.	Sec.	Twp.	Rge.	Net oil prod.*	Net Oil sold*	Grav.	Water Prod.†	Tot. gas Prod. MCF	Gas-oil ratio	Date of test			
		13031												
		28122												
		525												
		113												
		28128												
1	436	2	8N	57E										TA
1A	560	2	8N	57E	9236	9632	105	10381	879			31	Flowing	
1B	567	2	8N	57E										WIW
1C	592	2	8N	57E	1395	1395	105	1305	131			31	Flowing	
- The method of determining water production is by the following method:														
Obores														
801-242-300														
TOTALS														

Report distillate, condensate or other liquid hydrocarbons (other than oil) in this column preceded by an asterisk ().

†Method of determining water production: Shake out.....Estimate.....Draw off.....

(Following report is on lease basis.)

No. Wells	Total amount oil on lease at beginning of month	Actual oil produced	DISPOSITION OF OIL			Total amount oil on lease	Total capacity lease tanks
			Bbbs. to pipeline	Bbbs. to truck or R.R.	Name of transporter		
4	327	10631		11017	FSR	383	7000

GAS

MCF used on lease..... 728 Used for Gas Lift
MCF sold..... 232 MCF used on lease.
MCF blown to air (difference)..... MCF used on lease.
Gas Purchaser..... MCF used on lease.

SUMMARY

Barrels oil produced and marketed during month..... 10631
Tax at \$0.05 per barrel..... \$ 531.55
MCF gas produced and marketed during month..... 232
Tax at \$0.05 per 50,000 MCF..... \$ 13
Total tax monies remitted herewith to Department of Minerals..... \$ 544.55

Remarks:

I hereby certify that the information given herewith is true, correct and complete.

Name..... R. J. Taylor / District Manager
Position..... Owner
Telephone..... 901-478-2006
Date..... 12/1/54, 19.....

INSTRUCTIONS: Prepare in quadruplicate. First three copies to Department of Minerals with remittance. Last copy for your file.

STATE OF NEVADA
 DEPARTMENT OF MINERALS
 400 W. King Street, Suite 106
 Carson City, Nevada 89710
 Telephone (702) 687-5050

Original—Dept. Prod. File
 Duplicate—Dept. NBM&G File
 Triplicate—Dept. Acctg.
 Quadruplicate—Operator's File

RECEIVED

MAR 25 1992

PRODUCER'S MONTHLY REPORT

This report to be filed by the end of the month following the month herein reported. Dept. of Minerals

Company Western General Inc Address Box 681569 Park City UT 84068
 Lease N41245 Pool KATE County NYE Month of Jan, 1992

LOCATION					OIL AND WATER (BBLs.)				GAS			No. days prod.	Status: Flowing, Pumping, Gas Lift, etc.
Well No.	Permit No.	Sec.	Twp.	Rge.	Net oil prod.*	Net Oil sold*	Grav.	Water Prod.†	Tot. gas Prod. MCF	Gas-oil ratio	Date of test		
1	497	3	8N	57E	1533	1787	105	488	216			21	Flowing
2	526	3	8N	57E	0								

TOTALS

Report distillate, condensate or other liquid hydrocarbons (other than oil) in this column preceded by an asterisk ().

†Method of determining water production: Shake out..... Estimate..... Draw off.....

(Following report is on lease basis.)

No. Wells	Total amount oil on lease at beginning of month	Actual oil produced	DISPOSITION OF OIL			Total amount oil on lease	Total capacity lease tanks
			Bbls. to pipeline	Bbls. to truck or R.R.	Name of transporter		

GAS

MCF used on lease.....	Used for Gas Lift
MCF sold.....	MCF used on lease.
MCF blown to air (difference).....	MCF used on.....lease.
Gas Purchaser.....	MCF used on.....lease.

SUMMARY

Barrels oil produced and marketed during month.....

 Tax at \$0.05 per barrel..... \$.....

MCF gas produced and marketed during month.....

 Tax at \$0.05 per 50,000 MCF..... \$.....

Total tax monies remitted herewith to Department of Minerals..... \$.....

Remarks:

I hereby certify that the information given herewith is true, correct and complete.

Name.....

Position.....

Telephone.....

Date....., 19.....

INSTRUCTIONS: Prepare in quadruplicate. First three copies to Department of Minerals with remittance. Last copy for your file.

STATE OF NEVADA
 DEPARTMENT OF MINERALS
 400 W. King Street, Suite 106
 Carson City, Nevada 89710
 Telephone (702) 687-5050

Original—Dept. Prod. File
 Duplicate—Dept. NBM&G File
 Triplicate—Dept. Acctg.
 Quadruplicate—Operator's File

PRODUCER'S MONTHLY REPORT

This report to be filed by the end of the month following the month herein reported.

Company Western General Inc Address Box 681569 Park City UT 84068
 Lease N41245 Pool KATE County NYE Month of Jan, 1992

LOCATION					OIL AND WATER (BBLs.)				GAS			No. days prod.	Status: Flowing, Pumping, Gas Lift, etc.	
Well No.	Permit No.	Sec.	Twp.	Rge.	Net oil prod.*	Net Oil sold*	Grav.	Water Prod. †	Tot. gas Prod. MCF	Gas-oil ratio	Date of test			
		1851 28.28												
		28.28												
1	497	3	8N	5E	1533	1787	105	488	216			21	Flowing	
2	526	3	8N	5E	0									

TOTALS 002 270 108

Report distillate, condensate or other liquid hydrocarbons (other than oil) in this column preceded by an asterisk ().

†Method of determining water production: Shake out..... Estimate..... Draw off.....

(Following report is on lease basis.)

No. Wells	Total amount oil on lease at beginning of month	Actual oil produced	DISPOSITION OF OIL			Total amount oil on lease	Total capacity lease tanks
			Bbbs. to pipeline	Bbbs. to truck or R.R.	Name of transporter		
	603	1533		1787	QSR	335	7000

GAS

MCF used on lease..... 29300 1216 Used for Gas Lift 1 1/2

MCF sold..... 0 MCF used on lease. 29300

MCF blown to air (difference)..... MCF used on..... lease.

Gas Purchaser..... MCF used on..... lease.

SUMMARY

Barrels oil produced and marketed during month..... 1787

Tax at \$0.05 per barrel..... \$ 89.35

MCF gas produced and marketed during month.....

Tax at \$0.05 per 50,000 MCF..... \$

Total tax monies remitted herewith to Department of Minerals..... \$ 89.35

Remarks:

[Faint handwritten notes and signatures]

I hereby certify that the information given herewith is true, correct and complete.

Name..... *[Signature]*

Position..... *[Signature]*

Telephone..... 801 613 2000

Date..... 3 8, 19 22

INSTRUCTIONS: Prepare in quadruplicate. First three copies to Department of Minerals with remittance. Last copy for your file.

December 1992 RECEIVED
1992
Dept. of Minerals

No. Wells	Total amount oil on lease at beginning of month	Actual oil produced	DISPOSITION OF OIL			Total amount oil on lease	Total capacity lease tanks
			Bbls. to pipeline	Bbls. to truck or R.R.	Name of transporter		
14	12594	216871	-0-	217365	PETRO-SOURCE	12064	

GAS

MCF used on lease.....
MCF sold.....
MCF blown to air (difference).....
Gas Purchaser.....

.....MCF used on lease.
.....MCF used on.....lease.
.....MCF used on.....lease.

59 Good oil recovery
-94 Diluent inventory
-1 Rounding error

Used for Gas Lift

SUMMARY

Barrels oil produced and marketed during month..... 217365
Tax at \$0.05 per barrel \$ 10868.25
MCF gas produced and marketed during month..... 0
Tax at \$0.05 per 50,000 MCF \$ 1.00
Total tax monies remitted herewith to State Treasurer \$ 10868.25

Remarks:

NEVADA STATE TAX ON NEVADA WELLS

- #1 Bacon Flat
- ~~#1 Grant Canyon Unit~~
- #3 Grant Canyon Unit
- #4 Grant Canyon Unit
- #1 Trap Springs
- #1R Trap Springs
- #2 Trap Springs
- #3 Trap Springs
- #4 Trap Springs
- #8 Trap Springs
- #9 Trap Springs
- #16 Trap Springs
- #19 Trap Springs
- #15-2 Kate Springs
- #23-41 Trap Springs
- #7 Grant Canyon Unit
- #9 Grant Canyon Unit

AMENDED REPORT

I hereby certify that the information given herewith is true, correct and complete.

Name..... *[Signature]*
Position..... OPERATIONS CLERK III
Telephone..... (303) 837-5118
Date..... *1/29*....., 19 *93*

INSTRUCTIONS: Prepare in quadruplicate. First two copies to Division of Mineral Resources. Next copy to State Treasurer, Carson City, Nevada with remittance. Last copy for your file.

State Of Nevada
DEPARTMENT OF MINERALS
400 W. King Street, Suite 106
Carson City, Nevada 89710
Telephone (702)885-5050

RECEIVED
FEB 3 1993
Dept. of Minerals

PRODUCER'S MONTHLY REPORT
Revised Report

Company: APACHE CORPORATIONION Address: 1700 LINCOLN ST., STE.1900, DENVER, CO 80203-4519
Lease: NVN42341 Pool: KATE SPRINGS County: NYE Month: DEC-1992

LOCATION					OIL AND WATER				GAS			Days On	Status
Well No	Permit No	Sec.	Twp.	Rge.	Net Oil Prod	Net Oil Sold	Grav.	Water Prod	Tot. Gas Prod-Mcf	Gas-Oil Ratio	Date Of Test		
12-2	544	2	8N	57E	3519	4109	16	3983	748	0.21		26	Flowing
Totals					3519	4109		3983	748				

Method of determining water production: Shake Out _____ Estimate _____ Draw Off _____

No. Of Wells	Total Oil At Start Of Month	Total Oil Produced	DISPOSITION OF OIL			Name Of Transporter	Total Oil At End Of Month	Total Capacity Of Lease Tank
			Total Oil To Pipeline	Total Oil Truck Or RR				
1	1199	3519	0	4109	CRYSEN	609	0	

MCF Used On Lease: 748 Gas Used For Gas Lift
MCF Sold: 0 0 MCF Used On Lease
MCF blown to air: 0 0 MCF used on _____ lease
Gas Purchaser: _____ 0 MCF used on _____ lease

Barrels of oil produced and marketed during month	4109
Tax at \$ 0.05 per barrel	\$ 205.45
MCF gas produced and marketed during month	0
Tax at \$ 0.05 per 50,000 MCF	\$ 0.00
Total tax monies remitted herewith to State Treasurer	\$ 205.45

Remarks (See attached sheets is needed):

I hereby certify that the information given herewith is true, correct and complete.

Name: L. R. Kiefer Date 01-29-1993
L. R. KIEFER Position: OPERATIONS CLERK III

State Of Nevada
DEPARTMENT OF MINERALS
400 W. King Street, Suite 106
Carson City, Nevada 89710
Telephone (702)885-5050

PRODUCER'S MONTHLY REPORT

Company: APACHE CORPORATION Address: 1700 LINCOLN ST., STE.1900, DENVER, CO 80203-4519
Lease: NVN42341 Pool: KATE SPRINGS County: NYE Month: DEC-1992

LOCATION					OIL AND WATER				GAS		Date Of Test	Days On	Status
Well No	Permit No	Sec.	Twp.	Rge.	Net Oil Prod	Net Oil Sold	Grav.	Water Prod	Tot. Gas Prod-Mcf	Gas-Oil Ratio			
12-2	544	2	8N	57E	4301	4891	16	3983	748	0.17		26	Flowing
Totals					4301	4891		3983	748				

Method of determining water production: Shake Out _____ Estimate _____ Draw Off _____

No. Of Wells	Total Oil At Start Of Month	Total Oil Produced	DISPOSITION OF OIL		Name Of Transporter	Total Oil At End Of Month	Total Capacity Of Lease Tank
			Total Oil To Pipeline	Total Oil Truck Or RR			
1	1199	4301	0	4891	CRYSN/PetroSource	609	0

MCF Used On Lease: 748 Gas Used For Gas Lift
MCF Sold: 0 0 MCF Used On Lease
MCF blown to air: 0 0 MCF used on _____ lease
Gas Purchaser: _____ 0 MCF used on _____ lease

Barrels of oil produced and marketed during month	4891
Tax at \$ 0.05 per barrel	\$ 244.55
MCF gas produced and marketed during month	0
Tax at \$ 0.05 per 50,000 MCF	\$ 0.00
Total tax monies remitted herewith to State Treasurer	\$ 244.55

Remarks (See attached sheets is needed):

I hereby certify that the information given herewith is true, correct and complete.

Name: L. R. Kiefer Date 01-07-1993
L. R. KIEFER Position: OPERATIONS CLERK III

November 1992

No. Wells	Total amount oil on lease at beginning of month	Actual oil produced	DISPOSITION OF OIL			Total amount oil on lease	Total capacity lease tanks
			Bbls. to pipeline	Bbls. to truck or R.R.	Name of transporter		
14	11778	242592	-0-	241774	PETRO-SOURCE	12594	

-2 Diluent Inventory RECEIVED

GAS

MCF used on lease.....
 MCF sold.....
 MCF blown to air (difference).....
 Gas Purchaser.....

Used for Gas Lift
 DEC 10 1992
 MCF used on lease.
 MCF used on..... Dept. of Minerals lease.
 MCF used on..... lease.

SUMMARY

Barrels oil produced and marketed during month..... 241774
 Tax at \$0.05 per barrel \$ 12088.70
 MCF gas produced and marketed during month..... 0
 Tax at \$0.05 per 50,000 MCF \$.00
 Total tax monies remitted herewith to State Treasurer \$ 12088.70

Remarks:

NEVADA STATE TAX ON NEVADA WELLS

- #1 Bacon Flat
- ~~#1 Grant Canyon Unit~~
- #3 Grant Canyon Unit
- #4 Grant Canyon Unit
- #1 Trap Springs
- #1R Trap Springs
- #2 Trap Springs
- #3 Trap Springs
- #4 Trap Springs
- #8 Trap Springs
- #9 Trap Springs
- #16 Trap Springs
- #19 Trap Springs
- #15-2 Kate Springs
- #23-41 Trap Springs
- #7 Grant Canyon Unit
- #9 Grant Canyon Unit

I hereby certify that the information given herewith is true, correct and complete.

Name..... *[Signature]*
 Position..... OPERATIONS CLERK III
 Telephone..... (303) 837-5118
 Date..... *December 7*, 19*92*

INSTRUCTIONS: Prepare in quadruplicate. First two copies to Division of Mineral Resources. Next copy to State Treasurer, Carson City, Nevada with remittance. Last copy for your file.

State Of Nevada
DEPARTMENT OF MINERALS
400 W. King Street, Suite 106
Carson City, Nevada 89710
Telephone (702)885-5050

PRODUCER'S MONTHLY REPORT

Company: APACHE CORPORATION Address: 1700 LINCOLN ST., STE.1900, DENVER, CO 80203-4519
Lease: NVN42341 Pool: KATE SPRINGS County: NYE Month: NOV-1992

LOCATION					OIL AND WATER				GAS		Date Of Test	Days On	Status
Well No	Permit No	Sec.	Twp.	Rge.	Net Oil Prod	Net Oil Sold	Grav.	Water Prod	Tot. Gas Prod-Mcf	Gas-Oil Ratio			
12-2	544	2	8N	57E	3332	3341	14	7838	849	0.25		30	Flowing

Totals 3332 3341 7838 849
Method of determining water production: Shake Out _____ Estimate _____ Draw Off _____

No. Of Wells	Total Oil At Start Of Month	Total Oil Produced	DISPOSITION OF OIL		Name Of Transporter	Total Oil At End Of Month	Total Capacity Of Lease Tank
			Total Oil To Pipeline	Total Oil Truck Or RR			
1	1208	3332	0	3341	CRYSN /P	1199	0

MCF Used On Lease: 849 Gas Used For Gas Lift
MCF Sold: 0 0 MCF Used On Lease
MCF blown to air: 0 0 MCF used on _____ lease
Gas Purchaser: _____ 0 MCF used on _____ lease

Barrels of oil produced and marketed during month	3341
Tax at \$ 0.05 per barrel	\$ 167.05
MCF gas produced and marketed during month	0
Tax at \$ 0.05 per 50,000 MCF	\$ 0.00
Total tax monies remitted herewith to State Treasurer	\$ 167.05

Remarks (See attached sheets is needed):

I hereby certify that the information given herewith is true, correct and complete.

Name: L. R. KIEFER Date 12-08-1992
Position: OPERATIONS CLERK III

Oct '92

No. Wells	Total amount oil on lease at beginning of month	Actual oil produced	DISPOSITION OF OIL			Total amount oil on lease	Total capacity lease tanks
			Bbls. to pipeline	Bbls. to truck or R.R.	Name of transporter		
14	14711	256842	-0-	259790	PETRO-SOURCE	11778	

GAS

*< 987 Burner fuel
113-10 Ducent Inv.*

MCF used on lease.....
 MCF sold.....
 MCF blown to air (difference).....
 Gas Purchaser.....

Used for Gas Lift
MCF used on lease.
MCF used on.....lease.
MCF used on.....lease.

SUMMARY

Barrels oil produced and marketed during month..... *259790*
 Tax at *\$0.05* per barrel \$ *12989.50*
 MCF gas produced and marketed during month..... *0*
 Tax at *\$0.05* per 50,000 MCF \$ *1.00*
 Total tax monies remitted herewith to State Treasurer \$ *12989.50*

Remarks:

NEVADA STATE TAX ON NEVADA WELLS

- #1 Bacon Flat
- ~~#1 Grant Canyon Unit~~
- #3 Grant Canyon Unit
- #4 Grant Canyon Unit
- #1 Trap Springs
- #1R Trap Springs
- #2 Trap Springs
- #3 Trap Springs
- #4 Trap Springs
- #8 Trap Springs
- #9 Trap Springs
- #16 Trap Springs
- #19 Trap Springs
- #15-2 Kate Springs
- #23-41 Trap Springs
- #7 Grant Canyon Unit
- #9 Grant Canyon Unit

I hereby certify that the information given herewith is true, correct and complete.

Name..... *L.R. Kiefer*
 Position..... OPERATIONS CLERK III
 Telephone..... (303) 837-5118
 Date..... *November 13*, 19*92*

INSTRUCTIONS: Prepare in quadruplicate. First two copies to Division of Mineral Resources. Next copy to State Treasurer, Carson City, Nevada with remittance. Last copy for your file.

State Of Nevada
DEPARTMENT OF MINERALS
400 W. King Street, Suite 106
Carson City, Nevada 89710
Telephone (702)885-5050

PRODUCER'S MONTHLY REPORT

Company: APACHE CORPORATION Address: 1700 LINCOLN ST., STE.1900, DENVER, CO 80203-4519
Lease: NVN42341 Pool: KATE SPRINGS County: NYE Month: OCT-1992

LOCATION					OIL AND WATER				GAS		Date Of Test	Days On	Status
Well No	Permit No	Sec.	Twp.	Rge.	Net Oil Prod	Net Oil Sold	Grav.	Water Prod	Tot. Gas Prod-Mcf	Gas-Oil Ratio			
12-2	544	2	8N	57E	4684	3908	15	11579	1108	0.24		31	Flowing

Totals 4684 3908 11579 1108

Method of determining water production: Shake Out _____ Estimate _____ Draw Off _____

No. Of Wells	Total Oil At Start Of Month	Total Oil Produced	DISPOSITION OF OIL			Total Oil At End Of Month	Total Capacity Of Lease Tank
			Total Oil To Pipeline	Total Oil Truck Or RR	Name Of Transporter		
1	432	4684	0	3908	CRYSEN	1208	0

MCF Used On Lease: 1108 Gas Used For Gas Lift
MCF Sold: 0 0 MCF Used On Lease
MCF blown to air: 0 0 MCF used on _____ lease
Gas Purchaser: _____ 0 MCF used on _____ lease

Barrels of oil produced and marketed during month 3908
Tax at \$ 0.05 per barrel \$ 195.40
MCF gas produced and marketed during month 0
Tax at \$ 0.05 per 50,000 MCF \$ 0.00
Total tax monies remitted herewith to State Treasurer \$ 195.40

Remarks (See attached sheets is needed):

I hereby certify that the information given herewith is true, correct and complete.

Name: L. R. Kiefer Date 11-12-1992
L. R. KIEFER Position: OPERATIONS CLERK III

Sept. 1992

No. Wells	Total amount oil on lease at beginning of month	Actual oil produced	DISPOSITION OF OIL			Total amount oil on lease	Total capacity lease tanks
			Bbls. to pipeline	Bbls. to truck or R.R.	Name of transporter		
14	13687	245461	-0-	244181	PETRO-SOURCE	14711	

GAS

*- 164 Barrels per foot
- 54 Diluent loss
- 38 drilled water
Used for Gas Lift*

MCF used on lease.....
 MCF sold..... MCF used on lease.
 MCF blown to air (difference)..... MCF used on.....lease.
 Gas Purchaser..... MCF used on.....lease.

SUMMARY

Barrels oil produced and marketed during month..... 244181
 Tax at ~~\$0.05~~ ^{\$0.05} per barrel \$ 12,209.05
 MCF gas produced and marketed during month..... 0
 Tax at ~~\$0.05~~ ^{\$0.05} per 50,000 MCF \$ 100
 Total tax monies remitted herewith to State Treasurer \$ 12,209.05

Remarks:

NEVADA STATE TAX ON NEVADA WELLS

- #1 Bacon Flat
- ~~#1 Grant Canyon Unit~~
- #3 Grant Canyon Unit
- #4 Grant Canyon Unit
- #1 Trap Springs
- #1R Trap Springs
- #2 Trap Springs
- #3 Trap Springs
- #4 Trap Springs
- #8 Trap Springs
- #9 Trap Springs
- #16 Trap Springs
- #19 Trap Springs
- #15-2 Kate Springs
- #23-41 Trap Springs
- #7 Grant Canyon Unit
- #9 Grant Canyon Unit

I hereby certify that the information given herewith is true, correct and complete.

Name *[Signature]*
 Position OPERATIONS CLERK III
 Telephone (303) 837-5118
 Date *October 8*, 19 *92*

INSTRUCTIONS: Prepare in quadruplicate. First two copies to Division of Mineral Resources. Next copy to State Treasurer, Carson City, Nevada with remittance. Last copy for your file.

State of Nevada
DEPARTMENT OF MINERALS
400 W. King Street, Suite 106
Carson City, Nevada 89710
Telephone (702)885-5050

PRODUCER'S MONTHLY REPORT

Company: APACHE CORPORATION Address: 1700 LINCOLN ST., STE.1900, DENVER, CO 80203-4519
Lease: NVN42341 Pool: KATE SPRINGS County: NYE Month: SEP-1992

LOCATION					OIL AND WATER				GAS		Date Of Test	Days On	Status
Well No	Permit No	Sec.	Twp.	Rge.	Net Oil Prod	Net Oil Sold	Grav.	Water Prod	Tot. Gas Prod-Mcf	Gas-Oil Ratio			
12-2	544	2	8N	57E	3844	4170	14	11370	965	0.25		30	Flowing

Totals 3844 4170 11370 965
Method of determining water production: Shake Out _____ Estimate _____ Draw Off _____

No. Of Wells	Total Oil At Start Of Month	Total Oil Produced	DISPOSITION OF OIL		Name Of Transporter	Total Oil At End Of Month	Total Capacity Of Lease Tank
			Total Oil To Pipeline	Total Oil Truck Or RR			
1	758	3844	0	4170	CRYSEN	432	0

MCF Used On Lease: 965 Gas Used For Gas Lift
MCF Sold: 0 0 MCF Used On Lease
MCF blown to air: 0 0 MCF used on _____ lease
Gas Purchaser: _____ 0 MCF used on _____ lease

Barrels of oil produced and marketed during month 4170
Tax at \$ 0.05 per barrel \$ 208.50
MCF gas produced and marketed during month 0
Tax at \$ 0.05 per 50,000 MCF \$ 0.00
Total tax monies remitted herewith to State Treasurer \$ 208.50

Remarks (See attached sheets is needed):

I hereby certify that the information given herewith is true, correct and complete.

Name: L. R. KIEFER Date 10-08-1992
Position: OPERATIONS CLERK III

Aug 1992

No. Wells	Total amount oil on lease at beginning of month	Actual oil produced	DISPOSITION OF OIL			Total amount oil on lease	Total capacity lease tanks
			Bbis. to pipeline	Bbis. to truck or R.R.	Name of transporter		
14	14209	255280	-0-	255850	PETRO-SOURCE	13687	

GAS

*49 different inventory
(1) rounding error*

MCF used on lease.....
MCF sold.....
MCF blown to air (difference).....
Gas Purchaser.....

Used for Gas Lift
MCF used on lease.
MCF used on.....lease.
MCF used on.....lease.

SUMMARY

Barrels oil produced and marketed during month..... 255850
Tax at \$0.05 per barrel \$ 12,792.50 ✓
MCF gas produced and marketed during month..... 0
Tax at \$0.05 per 50,000 MCF \$.00
Total tax monies remitted herewith to State Treasurer \$ 12,792.50

Remarks:

NEVADA STATE TAX ON NEVADA WELLS

- #1 Bacon Flat
- ~~#1 Grant Canyon Unit~~
- #3 Grant Canyon Unit
- #4 Grant Canyon Unit
- #1 Trap Springs
- #1R Trap Springs
- #2 Trap Springs
- #3 Trap Springs
- #4 Trap Springs
- #8 Trap Springs
- #9 Trap Springs
- #16 Trap Springs
- #19 Trap Springs
- #15-2 Kate Springs
- #23-41 Trap Springs
- #7 Grant Canyon Unit
- #9 Grant Canyon Unit

RECEIVED

SEP 15 1992

Dept. of Minerals

I hereby certify that the information given herewith is true, correct and complete.

Name..... *[Signature]*
Position..... OPERATIONS CLERK III
Telephone..... (303) 837-5118
Date..... *September 9*, 19*92*

INSTRUCTIONS: Prepare in quadruplicate. First two copies to Division of Mineral Resources. Next copy to State Treasurer, Carson City, Nevada with remittance. Last copy for your file.

State of Nevada
DEPARTMENT OF MINERALS
400 W. King Street, Suite 106
Carson City, Nevada 89710
Telephone (702)865-5050

PRODUCER'S MONTHLY REPORT

Company: APACHE CORPORATION Address: 1700 LINCOLN ST., STE.1900, DENVER, CO 80203-4519
Lease: NVN42341 Pool: KATE SPRINGS County: NYE Month: AUG-1992

LOCATION					OIL AND WATER				GAS		Date Of Test	Days On	Status
Well No	Permit No	Sec.	Twp.	Rge.	Net Oil Prod	Net Oil Sold	Grav.	Water Prod	Tot. Gas Prod-Mcf	Gas-Oil Ratio			
12-2	544	2	8N	57E	4437	4139	14	12090	1087	0.24		31	Flowing

Totals 4437 4139 12090 1087
Method of determining water production: Shake Out _____ Estimate _____ Draw Off _____

No. Of Wells	Total Oil At Start Of Month	Total Oil Produced	DISPOSITION OF OIL		Name Of Transporter	Total Oil At End Of Month	Total Capacity Of Lease Tank
			Total Oil To Pipeline	Total Oil Truck Or RR			
1	460	4437	0	4139	CRYSEN	758	0

MCF Used On Lease: 1087 Gas Used For Gas Lift
MCF Sold: 0 _____ 0 MCF Used On Lease
MCF blown to air: 0 _____ 0 MCF used on _____ lease
Gas Purchaser: _____ 0 MCF used on _____ lease

Barrels of oil produced and marketed during month 4139
Tax at \$ 0.05 per barrel \$ 206.95
MCF gas produced and marketed during month 0
Tax at \$ 0.05 per 50,000 MCF \$ 0.00
Total tax monies remitted herewith to State Treasurer \$ 206.95

Remarks (See attached sheets is needed):

I hereby certify that the information given herewith is true, correct and complete.

Name: L. R. KIEFER Date 09-10-1992
Position: OPERATIONS CLERK III

July 1992

No. Wells	Total amount oil on lease at beginning of month	Actual oil produced	DISPOSITION OF OIL			Total amount oil on lease	Total capacity lease tanks
			Bbls. to pipeline	Bbls. to truck or R.R.	Name of transporter		
14	13135	256846	-0-	255718	PETRO-SOURCE	14209	

-54 different inventories

GAS

MCF used on lease..... Used for Gas Lift
 MCF sold..... MCF used on lease.
 MCF blown to air (difference)..... MCF used on..... lease.
 Gas Purchaser..... MCF used on..... lease.

SUMMARY

Barrels oil produced and marketed during month..... 255718
 Tax at \$0.05 per barrel \$ 12,785.90
 MCF gas produced and marketed during month..... 0
 Tax at \$0.05 per 50,000 MCF \$.00
 Total tax monies remitted herewith to State Treasurer \$ 12,785.90

Remarks:

NEVADA STATE TAX ON NEVADA WELLS

- #1 Bacon Flat
- ~~#1 Grant Canyon Unit~~
- #3 Grant Canyon Unit
- #4 Grant Canyon Unit
- #1 Trap Springs
- #1R Trap Springs
- #2 Trap Springs
- #3 Trap Springs
- #4 Trap Springs
- #8 Trap Springs
- #9 Trap Springs
- #16 Trap Springs
- #19 Trap Springs
- #15-2 Kate Springs
- #23-41 Trap Springs
- #7 Grant Canyon Unit
- #9 Grant Canyon Unit

RECEIVED

AUG 13 1992

Dept. of Minerals

I hereby certify that the information given herewith is true, correct and complete.

Name..... *[Signature]*
 Position..... OPERATIONS CLERK III
 Telephone..... (303) 837-5118
 Date..... August 10, 1992

INSTRUCTIONS: Prepare in quadruplicate. First two copies to Division of Mineral Resources. Next copy to State Treasurer, Carson City, Nevada with remittance. Last copy for your file.

State Of Nevada
DEPARTMENT OF MINERALS
400 W. King Street, Suite 106
Carson City, Nevada 89710
Telephone (702)885-5050

RECEIVED

AUG 17 1992

PRODUCER'S MONTHLY REPORT
Revised Report

Dept. of Minerals

Company: APACHE CORPORATION Address: 1700 LINCOLN ST., STE.1900, DENVER, CO 80203-4519
Lease: NVN42341 Pool: KATE SPRINGS County: NYE Month: JUL-1992

LOCATION					OIL AND WATER				GAS		Date Of Test	Days On	Status
Well No	Permit No	Sec.	Twp.	Rge.	Net Oil Prod	Net Oil Sold	Grav.	Water Prod	Tot. Gas Prod-Mcf	Gas-Oil Ratio			
12-2	544	2	8N	57E	5001	5394	14	11447	1215	0.24		31	Flowing

Totals 5001 5394 11447 1215

Method of determining water production: Shake Out Estimate Draw Off

No. Of Wells	Total Oil At Start Of Month	Total Oil Produced	DISPOSITION OF OIL		Name Of Transporter	Total Oil At End Of Month	Total Capacity Of Lease Tank
			Total Oil To Pipeline	Total Oil Truck Or RR			
1	853	5001	0	5394	CRYSEN	460	0

MCF Used On Lease: 1215 Gas Used For Gas Lift
MCF Sold: 0 0 MCF Used On Lease
MCF blown to air: 0 0 MCF used on lease
Gas Purchaser: 0 MCF used on lease

Barrels of oil produced and marketed during month 5394
Tax at \$ 0.05 per barrel \$ 269.70
MCF gas produced and marketed during month 0
Tax at \$ 0.05 per 50,000 MCF \$ 0.00
Total tax monies remitted herewith to State Treasurer \$ 269.70

Remarks (See attached sheets is needed):

I hereby certify that the information given herewith is true, correct and complete.

Name: L. R. KIEFER Date 08-14-1992
Position: OPERATIONS CLERK III

State Of Nevada
DEPARTMENT OF MINERALS
400 W. King Street, Suite 106
Carson City, Nevada 89710
Telephone (702)885-5050

PRODUCER'S MONTHLY REPORT

Company: APACHE CORPORATION Address: 1700 LINCOLN ST., STE.1900, DENVER, CO 80203-4519
Lease: NVN42341 Pool: KATE SPRINGS County: NYE Month: JUL-1992

LOCATION					OIL AND WATER				GAS		Date Of Test	Days On	Status
Well No	Permit No	Sec.	Twp.	Rge.	Net Oil Prod	Net Oil Sold	Grav.	Water Prod	Tot. Gas Prod-Mcf	Gas-Oil Ratio			
12-2	544	2	8N	57E	5056	5394	14	11447	1215	0.24		31	Flowing

Totals 5056 5394 11447 1215
Method of determining water production: Shake Out Estimate Draw Off

No. Of Wells	Total Oil At Start Of Month	Total Oil Produced	DISPOSITION OF OIL		Name Of Transporter	Total Oil At End Of Month	Total Capacity Of Lease Tank
			Total Oil To Pipeline	Total Oil Truck Or RR			
1	853	5056	0	5394	CRYSEN	515	0

MCF Used On Lease: 1215 Gas Used For Gas Lift
MCF Sold: 0 0 MCF Used On Lease
MCF blown to air: 0 0 MCF used on lease
Gas Purchaser: 0 MCF used on lease

Barrels of oil produced and marketed during month 5394
Tax at \$ 0.05 per barrel \$ 269.70
MCF gas produced and marketed during month 0
Tax at \$ 0.05 per 50,000 MCF \$ 0.00
Total tax monies remitted herewith to State Treasurer \$ 269.70

Remarks (See attached sheets is needed):
*** Oil Used On Lease: 55 Bbls ***

I hereby certify that the information given herewith is true, correct and complete.

Name: L. R. KIEFER Date 08-10-1992
Position: OPERATIONS CLERK III

June 1992

No. Wells	Total amount oil on lease at beginning of month	Actual oil produced	DISPOSITION OF OIL			Total amount oil on lease	Total capacity lease tanks
			Bbls. to pipeline	Bbls. to truck or R.R.	Name of lessee		
14	14158	243263	-0-	244283	PETRO-SOURCE Dept. of Minerals	13135	

GAS

- 2 diluent inventory
- 1 rounding error

MCF used on lease..... Used for Gas Lift

MCF sold..... MCF used on lease.

MCF blown to air (difference)..... MCF used on..... lease.

Gas Purchaser..... MCF used on..... lease.

SUMMARY

Barrels oil produced and marketed during month..... 244283

Tax at \$0.05 per barrel \$ 12214.15

MCF gas produced and marketed during month..... 0

Tax at \$0.05 per 50,000 MCF \$.00

Total tax monies remitted herewith to State Treasurer \$ 12214.15

Remarks:

RECEIVED

JUL 14 1992

Dept. of Minerals

NEVADA STATE TAX ON NEVADA WELLS

- #1 Bacon Flat
- ~~#1 Grant Canyon Unit~~
- #3 Grant Canyon Unit
- #4 Grant Canyon Unit
- #1 Trap Springs
- #1R Trap Springs
- #2 Trap Springs
- #3 Trap Springs
- #4 Trap Springs
- #8 Trap Springs
- #9 Trap Springs
- #16 Trap Springs
- #19 Trap Springs
- #15-2 Kate Springs
- #23-41 Trap Springs
- #7 Grant Canyon Unit
- #9 Grant Canyon Unit

I hereby certify that the information given herewith is true, correct and complete.

Name..... *R. Kuper*

Position..... OPERATIONS CLERK III

Telephone..... (303) 837-5118

Date..... *July 9*, 19*92*

INSTRUCTIONS: Prepare in quadruplicate. First two copies to Division of Mineral Resources. Next copy to State Treasurer, Carson City, Nevada with remittance. Last copy for your file.

State Of Nevada
DEPARTMENT OF MINERALS
400 W. King Street, Suite 106
Carson City, Nevada 89710
Telephone (702)885-5050

PRODUCER'S MONTHLY REPORT

Company: APACHE CORPORATION Address: 1700 LINCOLN ST., STE. 1900, DENVER, CO 80203-4519
Lease: NVN42341 Pool: KATE SPRINGS County: NYE Month: JUN-1992

LOCATION					OIL AND WATER				GAS		Date Of Test	Days On	Status
Well No	Permit No	Sec.	Twp.	Rge.	Net Oil Prod	Net Oil Sold	Grav.	Water Prod	Tot. Gas Prod-Mcf	Gas-Oil Ratio			
12-2	544	2	8N	57E	4508	4520	14	12260	1130	0.25		30	Flowing

Totals 4508 4520 12260 1130

Method of determining water production: Shake Out _____ Estimate _____ Draw Off _____

No. Of Wells	Total Oil At Start Of Month	Total Oil Produced	DISPOSITION OF OIL			Name Of Transporter	Total Oil At End Of Month	Total Capacity Of Lease Tank
			Total Oil To Pipeline	Total Oil Truck Or RR				
1	865	4508	0	4520	CRYSEN	853	0	

MCF Used On Lease: 1130 Gas Used For Gas Lift
MCF Sold: 0 _____ 0 MCF Used On Lease
MCF blown to air: 0 _____ 0 MCF used on _____ lease
Gas Purchaser: _____ 0 MCF used on _____ lease

Barrels of oil produced and marketed during month 4520
Tax at \$ 0.05 per barrel \$ 226.00
MCF gas produced and marketed during month 0
Tax at \$ 0.05 per 50,000 MCF \$ 0.00
Total tax monies remitted herewith to State Treasurer \$ 226.00

Remarks (See attached sheets is needed):

I hereby certify that the information given herewith is true, correct and complete.

Name: L. R. KIEFER Date 07-09-1992
Position: OPERATIONS CLERK III

May '92

No. Wells	Total amount oil on lease at beginning of month	Actual oil produced	DISPOSITION OF OIL			Total amount oil on lease	Total capacity lease tanks
			Bbls. to pipeline	Bbls. to truck or R.R.	Name of transporter		
14	12722	249040	-0-	247639	PETRO-SOURCE	14158	

GAS

- 34 diluent inventories
- 1 rounding error

MCF used on lease..... Used for Gas Lift

MCF sold..... MCF used on lease.

MCF blown to air (difference)..... MCF used on..... lease.

Gas Purchaser..... MCF used on..... lease.

SUMMARY

Barrels oil produced and marketed during month..... 247639

Tax at \$0.05 per barrel \$ 12381.95

MCF gas produced and marketed during month..... 0

Tax at \$0.05 per 50,000 MCF \$.00

Total tax monies remitted herewith to State Treasurer \$ 12381.95

Remarks:

NEVADA STATE TAX ON NEVADA WELLS

- #1 Bacon Flat
- ~~#1 Grant Canyon Unit~~
- #3 Grant Canyon Unit
- #4 Grant Canyon Unit
- #1 Trap Springs
- #1R Trap Springs
- #2 Trap Springs
- #3 Trap Springs
- #4 Trap Springs
- #8 Trap Springs
- #9 Trap Springs
- #16 Trap Springs
- #19 Trap Springs
- #15-2 Kate Springs
- #23-41 Trap Springs
- #7 Grant Canyon Unit
- #9 Grant Canyon Unit

RECEIVED

JUN 15 1992

Dept. of Minerals

I hereby certify that the information given herewith is true, correct and complete.

Name Clyde R. Kifer

Position OPERATIONS CLERK III

Telephone (303) 837-5118

Date June 5, 1992

INSTRUCTIONS: Prepare in quadruplicate. First two copies to Division of Mineral Resources. Next copy to State Treasurer, Carson City, Nevada with remittance. Last copy for your file.

State Of Nevada
DEPARTMENT OF MINERALS
400 W. King Street, Suite 106
Carson City, Nevada 89710
Telephone (702)885-5050

PRODUCER'S MONTHLY REPORT

Company: APACHE CORPORATION Address: 1700 LINCOLN ST., STE. 1900, DENVER, CO 80203-4519
Lease: NVN42341 Pool: KATE SPRINGS County: NYE Month: MAY-1992

LOCATION					OIL AND WATER				GAS		Date Of Test	Days On	Status
Well No	Permit No	Sec.	Twp.	Rge.	Net Oil Prod	Net Oil Sold	Grav.	Water Prod	Tot. Gas Prod-Mcf	Gas-Oil Ratio			
12-2	544	2	8N	57E	5645	5390	14	14873	1341	0.24		31	Flowing

Totals 5645 5390 14873 1341

Method of determining water production: Shake Out Estimate Draw Off

DISPOSITION OF OIL							
No. Of Wells	Total Oil At Start Of Month	Total Oil Produced	Total Oil To Pipeline	Total Oil Truck Or RR	Name Of Transporter	Total Oil At End Of Month	Total Capacity Of Lease Tank
1	610	5645	0	5390	CRYSEN	865	0

MCF Used On Lease: 1341 Gas Used For Gas Lift
MCF Sold: 0 0 MCF Used On Lease
MCF blown to air: 0 0 MCF used on _____ lease
Gas Purchaser: _____ 0 MCF used on _____ lease

Barrels of oil produced and marketed during month 5390
Tax at \$ 0.05 per barrel \$ 269.50
MCF gas produced and marketed during month 0
Tax at \$ 0.05 per 50,000 MCF \$ 0.00
Total tax monies remitted herewith to State Treasurer \$ 269.50

Remarks (See attached sheets is needed):

I hereby certify that the information given herewith is true, correct and complete.

Name: L. R. KIEFER Date 06-05-1992
Position: OPERATIONS CLERK III

April '92

No. Wells	Total amount oil on lease at beginning of month	Actual oil produced	DISPOSITION OF OIL			Total amount oil on lease	Total capacity lease tanks
			Bbls. to pipeline	Bbls. to truck or R.R.	Name of transporter		
14	9414	206384	-0-	203070	PETRO-SOURCE	12722	

+ 6 Mbl Diluent Inj.

GAS

MCF used on lease..... Used for Gas **RECEIVED**

MCF sold..... MCF used on lease. **MAY 12 1992**

MCF blown to air (difference)..... MCF used on..... lease.

Gas Purchaser..... MCF used on **Dept. of Minerals** lease.

SUMMARY

Barrels oil produced and marketed during month..... *203070*

Tax at ~~50.05~~ *50.05* per barrel \$ *10,153.50*

MCF gas produced and marketed during month..... *0*

Tax at ~~50.05~~ *50.05* per 50,000 MCF \$ *1.00*

Total tax monies remitted herewith to State Treasurer \$ *10,153.50*

Remarks:

NEVADA STATE TAX ON NEVADA WELLS

- #1 Bacon Flat
- ~~#1 Grant Canyon Unit~~
- #3 Grant Canyon Unit
- #4 Grant Canyon Unit
- #1 Trap Springs
- #1R Trap Springs
- #2 Trap Springs
- #3 Trap Springs
- #4 Trap Springs
- #8 Trap Springs
- #9 Trap Springs
- #16 Trap Springs
- #19 Trap Springs
- #15-2 Kate Springs
- #23-41 Trap Springs
- #7 Grant Canyon Unit

I hereby certify that the information given herewith is true, correct and complete.

Name *Cloyd R. Kuper*

Position OPERATIONS CLERK III

Telephone (303) 837-5118

Date *May 7*, 19 *92*

INSTRUCTIONS: Prepare in quadruplicate. First two copies to Division of Mineral Resources. Next copy to State Treasurer, Carson City, Nevada with remittance. Last copy for your file.

State Of Nevada
DEPARTMENT OF MINERALS
400 W. King Street, Suite 106
Carson City, Nevada 89710
Telephone (702)885-5050

PRODUCER'S MONTHLY REPORT

Company: APACHE CORPORATION Address: 1700 LINCOLN ST., STE. 1900, DENVER, CO 80203-4519
 Lease: NVN42341 Pool: KATE SPRINGS County: NYE Month: APR-1992

LOCATION					OIL AND WATER				GAS		Date Of Test	Days On	Status
Well No	Permit No	Sec.	Twp.	Rge.	Net Oil Prod	Net Oil Sold	Grav.	Water Prod	Tot. Gas Prod-Mcf	Gas-Oil Ratio			
12-2	544	2	8N	57E	5996	6035	15	15267	1478	0.25		30	Flowing

Totals 5996 6035 15267 1478

Method of determining water production: Shake Out Estimate Draw Off

No. Of Wells	Total Oil At Start Of Month	Total Oil Produced	DISPOSITION OF OIL			Total Oil At End Of Month	Total Capacity Of Lease Tank
			Total Oil To Pipeline	Total Oil Truck Or RR	Name Of Transporter		
1	649	5996	0	6035	CRYSEN	610	0

MCF Used On Lease: 1478 Gas Used For Gas Lift
 MCF Sold: 0 0 MCF Used On Lease
 MCF blown to air: 0 0 MCF used on lease
 Gas Purchaser: 0 MCF used on lease

Barrels of oil produced and marketed during month 6035
 Tax at \$ 0.05 per barrel \$ 301.75
 MCF gas produced and marketed during month 0
 Tax at \$ 0.05 per 50,000 MCF \$ 0.00
 Total tax monies remitted herewith to State Treasurer \$ 301.75

Remarks (See attached sheets is needed):

I hereby certify that the information given herewith is true, correct and complete.

Name: L. R. KIEFER Date 05-07-1992
 Position: OPERATIONS CLERK III

March 1992

No. Wells	Total amount oil on lease at beginning of month	Actual oil produced	DISPOSITION OF OIL			Total amount oil on lease	Total capacity lease tanks
			Bbls. to pipeline	Bbls. to truck or R.R.	Name of transporter		
14	9205	185639	-0-	185422	PETRO-SOURCE	9414	

- 8 Diluent Inventory

GAS

MCF used on lease..... Used for Gas Lift

MCF sold..... MCF used on lease.

MCF blown to air (difference)..... MCF used on..... lease.

Gas Purchaser..... MCF used on..... lease.

SUMMARY

Barrels oil produced and marketed during month..... 185422

Tax at \$0.05 per barrel \$ 9271.10

MCF gas produced and marketed during month..... 0

Tax at \$0.05 per 50,000 MCF \$.00

Total tax monies remitted herewith to State Treasurer \$ 9271.10

Remarks:

NEVADA STATE TAX ON NEVADA WELLS

- #1 Bacon Flat
- ~~#1 Grant Canyon Unit~~
- #3 Grant Canyon Unit
- #4 Grant Canyon Unit
- #1 Trap Springs
- #1R Trap Springs
- #2 Trap Springs
- #3 Trap Springs
- #4 Trap Springs
- #8 Trap Springs
- #9 Trap Springs
- #16 Trap Springs
- #19 Trap Springs
- #15-2 Kate Springs
- #23-41 Trap Springs
- #7 Grant Canyon Unit

RECEIVED

APR 14 1992

Dept. of Minerals

I hereby certify that the information given herewith is true, correct and complete.

Name..... *Royd R. Kujala*

Position..... OPERATIONS CLERK III

Telephone..... (303) 837-5118

Date..... *April 9* 1992

INSTRUCTIONS: Prepare in quadruplicate. First two copies to Division of Mineral Resources. Next copy to State Treasurer, Carson City, Nevada with remittance. Last copy for your file.

State Of Nevada
DEPARTMENT OF MINERALS
400 W. King Street, Suite 106
Carson City, Nevada 89710
Telephone (702)885-5050

PRODUCER'S MONTHLY REPORT

Company: APACHE CORPORATION Address: 1700 LINCOLN ST., STE. 1900, DENVER, CO 80203-4519
Lease: NVN42341 Pool: KATE SPRINGS County: NYE Month: MAR-1992

Well No	LOCATION				OIL AND WATER				GAS		Date Of Test	Days On	Status
	Permit No	Sec.	Twp.	Rge.	Net Oil Prod	Net Oil Sold	Grav.	Water Prod	Tot. Gas Prod-Mcf	Gas-Oil Ratio			
12-2	544	2	8N	57E	6547	6592	15	15351	1637	0.25		31	Flowing

Totals 6547 6592 15351 1637
Method of determining water production: Shake Out _____ Estimate _____ Draw Off _____

No. Of Wells	DISPOSITION OF OIL				Name Of Transporter	Total Oil At End Of Month	Total Capacity Of Lease Tank
	Total Oil At Start Of Month	Total Oil Produced	Total Oil To Pipeline	Total Oil Truck Or RR			
1	694	6547	0	6592	CRYSEN	649	0

MCF Used On Lease: 1637 Gas Used For Gas Lift
MCF Sold: 0 0 MCF Used On Lease
MCF blown to air: 0 0 MCF used on _____ lease
Gas Purchaser: _____ 0 MCF used on _____ lease

Barrels of oil produced and marketed during month 6592
Tax at \$ 0.05 per barrel \$ 329.60
MCF gas produced and marketed during month 0
Tax at \$ 0.05 per 50,000 MCF \$ 0.00
Total tax monies remitted herewith to State Treasurer \$ 329.60

Remarks (See attached sheets is needed):

I hereby certify that the information given herewith is true, correct and complete.

Name: L. R. KIEFER Date 04-09-1992
Position: OPERATIONS CLERK III

February 1992

No. Wells	Total amount oil on lease at beginning of month	Actual oil produced	DISPOSITION OF OIL			Total amount oil on lease	Total capacity lease tanks
			Bbls. to pipeline	Bbls. to truck or R.R.	Name of transporter		
14	12817	176168	-0-	179580	PETRO-SOURCE	9205	

GAS

*2 - Diluent Inventory
- 202 - Burner Fuel*

MCF used on lease..... Used for Gas Lift
 MCF sold..... MCF used on lease.
 MCF blown to air (difference)..... MCF used on..... lease.
 Gas Purchaser..... MCF used on..... lease.

SUMMARY

Barrels oil produced and marketed during month..... *179580*
 Tax at ~~80.05~~ *80.05* per barrel \$..... *8979.00*
 MCF gas produced and marketed during month..... *0*
 Tax at ~~30.05~~ *30.05* per 50,000 MCF \$..... *.00*
 Total tax monies remitted herewith to State Treasurer \$..... *8979.00*

Remarks:

NEVADA STATE TAX ON NEVADA WELLS

- #1 Bacon Flat
- ~~#1 Grant Canyon Unit~~
- #3 Grant Canyon Unit
- #4 Grant Canyon Unit
- #1 Trap Springs
- #1R Trap Springs
- #2 Trap Springs
- #3 Trap Springs
- #4 Trap Springs
- #8 Trap Springs
- #9 Trap Springs
- #16 Trap Springs
- #19 Trap Springs
- #15-2 Kate Springs
- #23-41 Trap Springs
- #7 Grant Canyon Unit

RECEIVED
 MAR 13 1992
 Dept. of Minerals

I hereby certify that the information given herewith is true, correct and complete.

Name..... *[Signature]*
 Position..... OPERATIONS CLERK III
 Telephone..... (303) 837-5118
 Date..... *February 9*, 19*92*

INSTRUCTIONS: Prepare in quadruplicate. First two copies to Division of Mineral Resources. Next copy to State Treasurer, Carson City, Nevada with remittance. Last copy for your file.

State of Nevada
DEPARTMENT OF MINERALS
400 W. King Street, Suite 106
Carson City, Nevada 89710
Telephone (702)885-5050

PRODUCER'S MONTHLY REPORT

Company: APACHE CORPORATION Address: 1700 LINCOLN ST., STE. 1900, DENVER, CO 80203-4519
Lease: NVN42341 Pool: KATE SPRINGS County: NYE Month: FEB-1992

LOCATION					OIL AND WATER				GAS		Date Of Test	Days On	Status
Well No	Permit No	Sec.	Twp.	Rge.	Net Oil Prod	Net Oil Sold	Grav.	Water Prod	Tot. Gas Prod-Mcf	Gas-Oil Ratio			
12-2	544	2	8N	57E	6377	6367	16	13671	1603	0.25		29	Flowing

Totals 6377 6367 13671 1603

Method of determining water production: Shake Out Estimate Draw Off

No. Of Wells	Total Oil At Start Of Month	Total Oil Produced	DISPOSITION OF OIL		Name Of Transporter	Total Oil At End Of Month	Total Capacity Of Lease Tank
			Total Oil To Pipeline	Total Oil Truck Or RR			
1	684	6377	0	6367	CRYSEN	694	0

MCF Used On Lease: 1603 Gas Used For Gas Lift
MCF Sold: 0 0 MCF Used On Lease
MCF blown to air: 0 0 MCF used on lease
Gas Purchaser: 0 MCF used on lease

Barrels of oil produced and marketed during month 6367
Tax at \$ 0.05 per barrel \$ 318.35
MCF gas produced and marketed during month 0
Tax at \$ 0.05 per 50,000 MCF \$ 0.00
Total tax monies remitted herewith to State Treasurer \$ 318.35

Remarks (See attached sheets is needed):

I hereby certify that the information given herewith is true, correct and complete.
Name: L. R. KIEFER Date 03-07-1992
Position: OPERATIONS CLERK III

January 1992

No. Wells	Total amount oil on lease at beginning of month	Actual oil produced	DISPOSITION OF OIL			Total amount oil on lease	Total capacity lease tanks
			Bbls. to pipeline	Bbls. to truck or R.R.	Name of transporter		
14	11105	182727	-0-	180991	PETRO-SOURCE	12817	

- 24 Diluent Inventory

GAS

MCF used on lease..... Used for Gas Lift

MCF sold..... MCF used on lease.

MCF blown to air (difference)..... MCF used on..... lease.

Gas Purchaser..... MCF used on..... lease.

SUMMARY

Barrels oil produced and marketed during month..... 180991

Tax at \$0.05 per barrel \$ 9049.55

MCF gas produced and marketed during month..... 0

Tax at \$0.04 per 50,000 MCF \$.00

Total tax monies remitted herewith to State Treasurer \$ 9049.55

Remarks:

NEVADA STATE TAX ON NEVADA WELLS

- #1 Bacon Flat
- ~~#1 Grant Canyon Unit~~
- #3 Grant Canyon Unit
- #4 Grant Canyon Unit
- #1 Trap Springs
- #1R Trap Springs
- #2 Trap Springs
- #3 Trap Springs
- #4 Trap Springs
- #8 Trap Springs
- #9 Trap Springs
- #16 Trap Springs
- #19 Trap Springs
- #15-2 Kate Springs
- #23-41 Trap Springs
- #7 Grant Canyon Unit

I hereby certify that the information given herewith is true, correct and complete.

Name..... *[Signature]*

Position..... OPERATIONS CLERK III

Telephone..... (303) 837-5118

Date..... February 12, 1992

INSTRUCTIONS: Prepare in quadruplicate. First two copies to Division of Mineral Resources. Next copy to State Treasurer, Carson City, Nevada with remittance. Last copy for your file.

State Of Nevada
DEPARTMENT OF MINERALS
400 W. King Street, Suite 106
Carson City, Nevada 89710
Telephone (702)885-5050

PRODUCER'S MONTHLY REPORT

Company: APACHE CORPORATION Address: 1700 LINCOLN ST., STE. 1900, DENVER, CO 80203-4519
Lease: NVN42341 Pool: KATE SPRINGS County: NYE Month: JAN-1992

LOCATION					OIL AND WATER				GAS		Date Of Test	Days On	Status
Well No	Permit No	Sec.	Twp.	Rge.	Net Oil Prod	Net Oil Sold	Grav.	Water Prod	Tot. Gas Prod-Mcf	Gas-Oil Ratio			
12-2	544	2	8N	57E	7037	7201	14	14786	1682	0.24		31	Flowing

Totals 7037 7201 14786 1682
Method of determining water production: Shake Out Estimate Draw Off

DISPOSITION OF OIL							
No. Of Wells	Total Oil At Start Of Month	Total Oil Produced	Total Oil To Pipeline	Total Oil Truck Or RR	Name Of Transporter	Total Oil At End Of Month	Total Capacity Of Lease Tank
1	848	7037	0	7201	CRYSEN	684	0

MCF Used On Lease: 1682 Gas Used For Gas Lift
MCF Sold: 0 0 MCF Used On Lease
MCF blown to air: 0 0 MCF used on lease
Gas Purchaser: 0 MCF used on lease

Barrels of oil produced and marketed during month 7201
Tax at \$ 0.05 per barrel \$ 360.05
MCF gas produced and marketed during month 0
Tax at \$ 0.05 per 50,000 MCF \$ 0.00
Total tax monies remitted herewith to State Treasurer \$ 360.05

Remarks (See attached sheets is needed):

I hereby certify that the information given herewith is true, correct and complete.

Name: L. R. KIEFER Date 02-12-1992
Position: OPERATIONS CLERK III