

DECEMBER, 1990

No. Wells	Total amount oil on lease at beginning of month	Actual oil produced	DISPOSITION OF OIL			Total amount oil on lease	Total capacity lease tanks
			Bbbs. to pipeline	Bbbs. to truck or R. R.	Name of transporter		
14	16,340	240,113 240,863	-0-	235,191	PETRO-SOURCE	212,63 21,713	

GAS

1 Bbl. rounding

MCF used on lease..... Used for Gas Lift
 MCF sold..... MCF used on lease.
 MCF blown to air (difference)..... MCF used on..... lease.
 Gas Purchaser..... MCF used on..... lease.

SUMMARY

Barrels oil produced and marketed during month..... 235,191
 Tax at \$0.05 per barrel \$ 11,759.55
 MCF gas produced and marketed during month..... 0
 Tax at \$0.04 per 50,000 MCF \$.00
 Total tax monies remitted herewith to State Treasurer \$ 11,759.55

Remarks:

NEVADA STATE TAX ON NEVADA WELLS

- #1 Bacon Flat
- ~~#1 Grant Canyon Unit~~
- #3 Grant Canyon Unit
- #4 Grant Canyon Unit
- #1 Trap Springs
- #1R Trap Springs
- #2 Trap Springs
- #3 Trap Springs
- #4 Trap Springs
- #8 Trap Springs
- #9 Trap Springs
- #16 Trap Springs
- #19 Trap Springs
- #15-2 Kate Springs
- #23-41 Trap Springs

AMENDED REPORT

RECEIVED

APR 01 1991

Dept. of Minerals

I hereby certify that the information given herewith is true, correct and complete.

Name Pamela M. Wright
 Position OPERATIONS CLERK III
 Telephone (303) 837-5437
 Date 1/30/91 , 19.....

INSTRUCTIONS: Prepare in quadruplicate. First two copies to Division of Mineral Resources. Next copy to State Treasurer, Carson City, Nevada with remittance. Last copy for your file.

DECEMBER, 1990

No. Wells	Total amount oil on lease at beginning of month	Actual oil produced	DISPOSITION OF OIL			Total amount oil on lease	Total capacity lease tanks
			Bbls. to pipeline	Bbls. to truck or R.R.	Name of transporter		
14	16,340	240,563	-0-	235,191	PETRO-SOURCE	21,713	

GAS 1 Bbl. rounding RECEIVED FEB 6 1991

MCF used on lease..... Used for Gas Lift
 MCF sold..... MCF used on lease. Dept. of Minerals
 MCF blown to air (difference)..... MCF used on..... lease.
 Gas Purchaser..... MCF used on..... lease.

SUMMARY

Barrels oil produced and marketed during month..... 235,191
 Tax at \$0.05 per barrel \$ 11,759.55
 MCF gas produced and marketed during month..... 0
 Tax at \$0.05 per 50,000 MCF \$.00
 Total tax monies remitted herewith to State Treasurer \$ 11,759.55

Remarks:

NEVADA STATE TAX ON NEVADA WELLS

- #1 Bacon Flat
- ~~#1 Grant Canyon Unit~~
- #3 Grant Canyon Unit
- #4 Grant Canyon Unit
- #1 Trap Springs
- #1R Trap Springs
- #2 Trap Springs
- #3 Trap Springs
- #4 Trap Springs
- #8 Trap Springs
- #9 Trap Springs
- #16 Trap Springs
- #19 Trap Springs
- #15-2 Kate Springs
- #23-41 Trap Springs

I hereby certify that the information given herewith is true, correct and complete.

Name Camela M. Righter
 Position OPERATIONS CLERK III
 Telephone (303) 837-5437
 Date 1/30/91, 19.....

INSTRUCTIONS: Prepare in quadruplicate. First two copies to Division of Mineral Resources. Next copy to State Treasurer, Carson City, Nevada with remittance. Last copy for your file.

NOVEMBER, 1990

No. Wells	Total amount oil on lease at beginning of month	Actual oil produced	DISPOSITION OF OIL			Total amount oil on lease	Total capacity lease tanks
			Bbls. to pipeline	Bbls. to truck or R.R.	Name of transporter		
14	10760	242069	-0-	236488	PETRO-SOURCE	16340	

1 Bbl. Rounding error

GAS

MCF used on lease..... Used for Gas Lift
 MCF sold..... MCF used on lease.
 MCF blown to air (difference)..... MCF used on..... lease.
 Gas Purchaser..... MCF used on..... lease.

SUMMARY

Barrels oil produced and marketed during month..... 236488
 Tax at \$0.05 per barrel \$ 11,824.40
 MCF gas produced and marketed during month.....
 Tax at \$0.05 per 50,000 MCF \$
 Total tax monies remitted herewith to State Treasurer \$ 11,824.40 ✓

Remarks:

NEVADA STATE TAX ON NEVADA WELLS

- #1 Bacon Flat
- ~~#1 Grant Canyon Unit~~
- #3 Grant Canyon Unit
- #4 Grant Canyon Unit
- #1 Trap Springs
- #1R Trap Springs
- #2 Trap Springs
- #3 Trap Springs
- #4 Trap Springs
- #8 Trap Springs
- #9 Trap Springs
- #16 Trap Springs
- #19 Trap Springs
- #15-2 Kate Springs
- #23-41 Trap Springs

RECEIVED
DEC 26 1990
ROCKY MTN.

I hereby certify that the information given herewith is true, correct and complete.

Name..... Pamela M. Lighter
 Position..... OPERATIONS CLERK III
 Telephone..... (303) 837-5437
 Date..... 12/21 1990

INSTRUCTIONS: Prepare in quadruplicate. First two copies to Division of Mineral Resources. Next copy to State Treasurer, Carson City, Nevada with remittance. Last copy for your file.

OCTOBER 1990

No. Wells	Total amount oil on lease at beginning of month	Actual oil produced	DISPOSITION OF OIL			Total amount oil on lease	Total capacity lease tanks
			Bbls. to pipeline	Bbls. to truck or R.R.	Name of transporter		
14	11316	247555	-0-	247961	PETRO-SOURCE	10760	

GAS - 150 Bbls. BURNER FUEL

MCF used on lease..... Used for Gas Lift
MCF sold.....MCF used on lease.
MCF blown to air (difference).....MCF used on.....lease.
Gas Purchaser.....MCF used on.....lease.

SUMMARY

Barrels oil produced and marketed during month..... 247,961
Tax at \$0.05 per barrel \$12,398.05
MCF gas produced and marketed during month..... 0
Tax at \$0.05 per 50,000 MCF \$0.00
Total tax monies remitted herewith to State Treasurer \$12,398.05

Remarks:

NEVADA STATE TAX ON NEVADA WELLS

- #1 Bacon Flat
- ~~#1 Grant Canyon Unit~~
- #3 Grant Canyon Unit
- #4 Grant Canyon Unit
- #1 Trap Springs
- #1R Trap Springs
- #2 Trap Springs
- #3 Trap Springs
- #4 Trap Springs
- #8 Trap Springs
- #9 Trap Springs
- #16 Trap Springs
- #19 Trap Springs
- #15-2 Kate Springs
- #23-41 Trap Springs

RECEIVED

DEC 03 1990

Dept. of Minerals

I hereby certify that the information given herewith is true, correct and complete.

Name Pamela M. Reigler
Position OPERATIONS CLERK III
Telephone (303) 837-5437
Date 11/28 1990

INSTRUCTIONS: Prepare in quadruplicate. First two copies to Division of Mineral Resources. Next copy to State Treasurer, Carson City, Nevada with remittance. Last copy for your file.

State Of Nevada
DEPARTMENT OF MINERALS
400 W. King Street, Suite 105
Carson City, Nevada 89710
Telephone (702)885-5050

PRODUCER'S MONTHLY REPORT

Company: APACHE CORPORATION Address: 1700 LINCOLN ST. #1900, DENVER, CO 80203-4519
Lease: KATE SPRINGS Pool: DEVONIAN GUILMETTE County: NYE Month: October, 1990

LOCATION					OIL AND WATER				GAS			Date Of Test	Days On	Status
Well No	Permit No	Sec.	Twp.	Rge.	Net Oil Prod	Net Oil Sold	Grav.	Water Prod	Tot. Gas Prod-Mcf	Gas-Oil Ratio				
12-2	544	2	8N	57E	6857	7287	10	0	1419	0.21		31	Flowing	
Totals					6857	7287		0	1419					

Method of determining water production: Shake Out _____ Estimate _____ Draw Off _____

No. Of Wells	Total Oil At Start Of Month	Total Oil Produced	DISPOSITION OF OIL		Name Of Transporter	Total Oil At End Of Month	Total Capacity Of Lease Tank
			Total Oil To Pipeline	Total Oil Truck Or RR			
1	957	6857	0	7287	CRYSER	527	0

MCF Used On Lease: 1419 Gas Used For Gas Lift
MCF Sold: 0 0 MCF Used On Lease
MCF blown to air: 0 0 MCF used on _____ lease
Gas Purchaser: _____ 0 MCF used on _____ lease

Barrels of oil produced and marketed during month 7287
Tax at \$ 0.05 per barrel \$ 364.34
MCF gas produced and marketed during month 0
Tax at \$ 0.05 per 50,000 MCF \$ 0.00
Total tax monies remitted herewith to State Treasurer \$ 364.34

Remarks (See attached sheets is needed):

diluent used - none.

I hereby certify that the information given herewith is true, correct and complete.

Name: Pamela M. Leighton Date November 28, 1990
PAMELA M. LEIGHTON Position: OPERATIONS CLERK

SEPT., 1990

AMENDED REPORT

No. Wells	Total amount oil on lease at beginning of month	Actual oil produced	DISPOSITION OF OIL			Total amount oil on lease	Total capacity lease tanks
			Bbls. to pipeline	Bbls. to truck or R.R.	Name of transporter		
14	13,581	224,094	-0-	226,360	PETRO-SOURCE	11,316	

GAS

1 Bbl. Rounding Error

MCF used on lease..... Used for Gas Lift

MCF sold..... MCF used on lease.

MCF blown to air (difference)..... MCF used on..... lease.

Gas Purchaser..... MCF used on..... lease.

SUMMARY

Barrels oil produced and marketed during month..... 226,360

Tax at \$0.05 per barrel \$ 11,318.00

MCF gas produced and marketed during month..... 0

Tax at \$0.05 per 50,000 MCF \$.00

Total tax monies remitted herewith to State Treasurer \$ 11,318.00

Remarks:

NEVADA STATE TAX ON NEVADA WELLS

- #1 Bacon Flat
- ~~#1 Grant Canyon Unit~~
- #3 Grant Canyon Unit
- #4 Grant Canyon Unit
- #1 Trap Springs
- #1R Trap Springs
- #2 Trap Springs
- #3 Trap Springs
- #4 Trap Springs
- #8 Trap Springs
- #9 Trap Springs
- #16 Trap Springs
- #19 Trap Springs
- #15-2 Kate Springs
- #23-41 Trap Springs

I hereby certify that the information given herewith is true, correct and complete.

Name Pamela M. Lighter

Position OPERATIONS CLERK III

Telephone (303) 837-5437

Date 10/31, 1990

INSTRUCTIONS: Prepare in quadruplicate. First two copies to Division of Mineral Resources. Next copy to State Treasurer, Carson City, Nevada with remittance. Last copy for your file.

SEPT., 1990

AMENDED REPORT

No. Wells	Total amount oil on lease at beginning of month	Actual oil produced	DISPOSITION OF OIL			Total amount oil on lease	Total capacity lease tanks
			Bbls. to pipeline	Bbls. to truck or R.R.	Name of transporter		
14	13,581	224,094	-0-	226,360	PETRO-SOURCE	11,316	

GAS

1 Bbl. Rounding Error

MCF used on lease..... Used for Gas Lift

MCF sold..... MCF used on lease.

MCF blown to air (difference)..... MCF used on..... lease.

Gas Purchaser..... MCF used on..... lease.

SUMMARY

Barrels oil produced and marketed during month..... 226,360

Tax at \$0.05 per barrel \$ 11,318.00

MCF gas produced and marketed during month..... 0

Tax at \$0.05 per 50,000 MCF \$.00

Total tax monies remitted herewith to State Treasurer \$ 11,318.00

Remarks:

NEVADA STATE TAX ON NEVADA WELLS

- #1 Bacon Flat
- ~~#1 Grant Canyon Unit~~
- #3 Grant Canyon Unit
- #4 Grant Canyon Unit
- #1 Trap Springs
- #1R Trap Springs
- #2 Trap Springs
- #3 Trap Springs
- #4 Trap Springs
- #8 Trap Springs
- #9 Trap Springs
- #16 Trap Springs
- #19 Trap Springs
- #15-2 Kate Springs
- #23-41 Trap Springs

Said 11321.36

Amended 11318.00

RECEIVED

NOV 01 1990

ROCKY MTN.

3.36 Deducted from Oct. payment

I hereby certify that the information given herewith is true, correct and complete.

Name *Pamela M. Lighter*

Position OPERATIONS CLERK III

Telephone (303) 837-5437

Date 10/31, 1990

INSTRUCTIONS: Prepare in quadruplicate. First two copies to Division of Mineral Resources. Next copy to State Treasurer, Carson City, Nevada with remittance. Last copy for your file.

State Of Nevada
DEPARTMENT OF MINERALS
400 W. King Street, Suite 106
Carson City, Nevada 89710
Telephone (702)885-5050

PRODUCER'S MONTHLY REPORT

Company: APACHE CORPORATION Address: 1700 LINCOLN ST. #1900, DENVER, CO 80203-4519
Lease: KATE SPRINGS Pool: DEVONIAN GUILMETTE County: NYE Month: September, 1990

LOCATION					OIL AND WATER				GAS		Date Of Test	Days On	Status
Well No	Permit No	Sec.	Twp.	Rge.	Net Oil Prod	Net Oil Sold	Grav.	Water Prod	Tot. Gas Prod-Mcf	Gas-Oil Ratio			
12-2	544	2	8N	57E	6488	6432	12	0	1357	0.21		30	Flowing
Totals					6488	6432		0	1357				

Method of determining water production: Shake Out _____ Estimate _____ Draw Off _____

DISPOSITION OF OIL							
No. Of Wells	Total Oil At Start Of Month	Total Oil Produced	Total Oil To Pipeline	Total Oil Truck Or RRI	Name Of Transporter	Total Oil At End Of Month	Total Capacity Of Lease Tank
1	900	6488	0	6432	CRYSER	957	0

MCF Used On Lease: 1357 Gas Used For Gas Lift
MCF Sold: 0 0 MCF Used On Lease
MCF blown to air: 0 0 MCF used on _____ lease
Gas Purchaser: _____ 0 MCF used on _____ lease

Barrels of oil produced and marketed during month	6432
Tax at \$ 0.05 per barrel	\$ 321.58
MCF gas produced and marketed during month	0
Tax at \$ 0.05 per 50,000 MCF	\$ 0.00
Total tax monies remitted herewith to State Treasurer	\$ 321.58

Remarks (See attached sheets is needed):
67 Bbls. DILUENT USED FOR THE MONTH.

I hereby certify that the information given herewith is true, correct and complete.
Name: *Pamela M. Leighton* Date October 31, 1990
PAMELA M. LEIGHTON Position: OPERATIONS CLERK

AUGUST, 1990

No. Wells	Total amount oil on lease at beginning of month	Actual oil produced	DISPOSITION OF OIL			Total amount oil on lease	Total capacity lease tanks
			Bbls. to pipeline	Bbls. to truck or R.R.	Name of transporter		
14	13,384	238,037	-0-	238,723	PETRO-SOURCE	12,749	

51 Bbls. DTL INVENTORY

GAS

MCF used on lease..... Used for Gas Lift

MCF sold..... MCF used on lease.

MCF blown to air (difference)..... MCF used on..... lease.

Gas Purchaser..... MCF used on..... lease.

SUMMARY

Barrels oil produced and marketed during month..... 238,723 ✓

Tax at \$0.05 per barrel \$ 11,936.15 ✓

MCF gas produced and marketed during month..... 0

Tax at \$0.05 per 50,000 MCF \$.00

Total tax monies remitted herewith to State Treasurer \$ 11,936.15 ✓

Remarks:

NEVADA STATE TAX ON NEVADA WELLS

- #1 Bacon Flat
- ~~#1 Grant Canyon Unit~~
- #3 Grant Canyon Unit
- #4 Grant Canyon Unit
- #1 Trap Springs
- #1R Trap Springs
- #2 Trap Springs
- #3 Trap Springs
- #4 Trap Springs
- #8 Trap Springs
- #9 Trap Springs
- #16 Trap Springs
- #19 Trap Springs
- #15-2 Kate Springs
- #23-41 Trap Springs

RECEIVED

OCT 01 1990

Dept. of Minerals

I hereby certify that the information given herewith is true, correct and complete.

Name..... *Pamela M. Rightor*

Position..... OPERATIONS CLERK III

Telephone..... (303) 837-5437

Date..... *9/25*, 19 *90*

INSTRUCTIONS: Prepare in quadruplicate. First two copies to Division of Mineral Resources. Next copy to State Treasurer, Carson City, Nevada with remittance. Last copy for your file.

State Of Nevada
DEPARTMENT OF MINERALS
400 W. King Street, Suite 106
Carson City, Nevada 89710
Telephone (702)885-5050

PRODUCER'S MONTHLY REPORT

Company: APACHE CORPORATION Address: 1700 LINCOLN ST. #1900, DENVER, CO 80203-4519
Lease: KATE SPRINGS Pool: DEVONIAN GUILMETTE County: NVE Month: August, 1990

Well No	LOCATION				OIL AND WATER				GAS		Date Of Test	Days On	Status
	Permit No	Sec.	Twp.	Rge.	Net Oil Prod	Net Oil Sold	Grav.	Water Prod	Tot. Gas Prod-Mcf	Gas-Oil Ratio			
12-2	544	2	8N	57E	19476	18905	13	0	4396	0.23		25	Flowing
Totals					19476	18905		0	4396				

Method of determining water production: Shake Out _____ Estimate _____ Draw Off _____

DISPOSITION OF OIL							
No. Of Wells	Total Oil At Start Of Month	Total Oil Produced	Total Oil To Pipeline	Total Oil Truck Or RR	Name Of Transporter	Total Oil At End Of Month	Total Capacity Of Lease Tank
1	278	19476	0	18905	PETRO-SOURCE	900	0

MCF Used On Lease: 4396 Gas Used For Gas Lift _____
MCF Sold: 0 _____ MCF Used On Lease _____
MCF blown to air: 0 _____ MCF used on _____ lease
Gas Purchaser: _____ MCF used on _____ lease

Barrels of oil produced and marketed during month 18905 ✓
Tax at \$ 0.05 per barrel \$ 945.25 ✓
MCF gas produced and marketed during month 0
Tax at \$ 0.05 per 50,000 MCF \$ 0.00
Total tax monies remitted herewith to State Treasurer \$ 945.25 ✓

Remarks (See attached sheets is needed):
1760 BBLS. DILUENT USED FOR THE MONTH.

I hereby certify that the information given herewith is true, correct and complete.
Name: Pamela M. Leighton Date September 25, 1990
PAMELA M. LEIGHTON Position: OPERATIONS CLERK

JULY, 1990

No. Wells	Total amount oil on lease at beginning of month	Actual oil produced	DISPOSITION OF OIL			Total amount oil on lease	Total capacity lease tanks
			Bbls. to pipeline	Bbls. to truck or R.R.	Name of transporter		
14	18,991	221,756	-0-	227,015	PETRO-SOURCE	13,384	

GAS -273 DILUENT INVENTORY -75 BURNER FUEL

MCF used on lease..... Used for Gas Lift

MCF sold.....MCF used on lease.

MCF blown to air (difference).....MCF used on.....lease.

Gas Purchaser.....MCF used on.....lease.

SUMMARY

Barrels oil produced and marketed during month..... 227,015

Tax at \$0.05 per barrel \$ 11,350.75

MCF gas produced and marketed during month..... 0

Tax at \$0.05 per 50,000 MCF \$.00

Total tax monies remitted herewith to State Treasurer \$ 11,350.75

Remarks: AMENDED REPORT

NEVADA STATE TAX ON NEVADA WELLS

- #1 Bacon Flat
- ~~#1 Grant Canyon Unit~~
- #3 Grant Canyon Unit
- #4 Grant Canyon Unit
- #1 Trap Springs
- #1R Trap Springs
- #2 Trap Springs
- #3 Trap Springs
- #4 Trap Springs
- #8 Trap Springs
- #9 Trap Springs
- #16 Trap Springs
- #19 Trap Springs
- #15-2 Kate Springs
- #23-41 Trap Springs

I hereby certify that the information given herewith is true, correct and complete.

Name Pamela M. Wright

Position OPERATIONS CLERK III

Telephone (303) 837-5437

Date 9/25, 1990

INSTRUCTIONS: Prepare in quadruplicate. First two copies to Division of Mineral Resources. Next copy to State Treasurer, Carson City, Nevada with remittance. Last copy for your file.

July Original

No. Wells	Total amount oil on lease at beginning of month	Actual oil produced	DISPOSITION OF OIL			Total amount oil on lease	Total capacity lease tanks
			Bbls. to pipeline	Bbls. to truck or R. R.	Name of transporter		
14	18991	223024	-0-	228556	PETRO-SOURCE	13384	

GAS 75 Bbls. BURNER FUEL RECEIVED

MCF used on lease.....
MCF sold.....
MCF blown to air (difference).....
Gas Purchaser.....

Used for Gas Lift
MCF used on lease. SEP 07 1990
MCF used on..... Dept. of Minerals.....lease.
MCF used on.....lease.

SUMMARY

Barrels oil produced and marketed during month..... 228556
Tax at \$0.05 per barrel \$ 11,427.80
MCF gas produced and marketed during month..... .00
Tax at \$0.05 per 50,000 MCF \$.00
Total tax monies remitted herewith to State Treasurer \$ 11,427.80 ✓

Remarks:

NEVADA STATE TAX ON NEVADA WELLS

- #1 Bacon Flat
- ~~#1 Grant Canyon Unit~~
- #3 Grant Canyon Unit
- #4 Grant Canyon Unit
- #1 Trap Springs
- #1R Trap Springs
- #2 Trap Springs
- #3 Trap Springs
- #4 Trap Springs
- #8 Trap Springs
- #9 Trap Springs
- #16 Trap Springs
- #19 Trap Springs
- #15-2 Kate Springs
- #23-41 Trap Springs

Rep # D39308

I hereby certify that the information given herewith is true, correct and complete.

Name..... *Annelle M. Lighton*.....
Position..... OPERATIONS CLERK III.....
Telephone..... (303) 837-5437.....
Date..... 8/31....., 1990

INSTRUCTIONS: Prepare in quadruplicate. First two copies to Division of Mineral Resources. Next copy to State Treasurer, Carson City, Nevada with remittance. Last copy for your file.

State Of Nevada
DEPARTMENT OF MINERALS
400 W. King Street, Suite 106
Carson City, Nevada 89710
Telephone (702)885-5050

PRODUCER'S MONTHLY REPORT
Revised Report

Company: APACHE CORPORATION Address: 1700 LINCOLN ST. #1900, DENVER, CO 80203-4519
Lease: KATE SPRINGS Pool: DEVONIAN GUILMETTE County: NVE Month: July, 1990

LOCATION					OIL AND WATER				GAS				
Well No	Permit No	Sec.	Twp.	Rge.	Net Oil Prod	Net Oil Sold	Grav.	Water Prod	Tot. Gas Prod-Mcf	Gas-Oil Ratio	Date Of Test	Days On	Status
12-2	544	2	8N	57E	9428	11456	9	11218	2214	0.23		31	Flowing
Totals					9428	11456		11218	2214				

Method of determining water production: Shake Out _____ Estimate _____ Draw Off _____

DISPOSITION OF OIL							
No. Of Wells	Total Oil At Start Of Month	Total Oil Produced	Total Oil To Pipeline	Total Oil Truck Or RR	Name Of Transporter	Total Oil At End Of Month	Total Capacity Of Lease Tank
1	2579	9428	0	11456	PETRO-SOURCE	278	0

MCF Used On Lease: 2214 Gas Used For Gas Lift
MCF Sold: 0 0 MCF Used On Lease
MCF blown to air: 0 0 MCF used on _____ lease
Gas Purchaser: _____ 0 MCF used on _____ lease

Barrels of oil produced and marketed during month	11456
Tax at \$ 0.05 per barrel	\$ 572.82
MCF gas produced and marketed during month	0
Tax at \$ 0.05 per 50,000 MCF	\$ 0.00
Total tax monies remitted herewith to State Treasurer	\$ 572.82

Remarks (See attached sheets is needed):
1268 Bbls. DILUENT USED FOR THE MONTH.

I hereby certify that the information given herewith is true, correct and complete.
Name: Pamela M. Leighton Date September 25, 1990
PAMELA M. LEIGHTON Position: OPERATIONS CLERK

State Of Nevada
DEPARTMENT OF MINERALS
400 W. King Street, Suite 106
Carson City, Nevada 89710
Telephone (702)885-5050

PRODUCER'S MONTHLY REPORT

Company: APACHE CORPORATION

Address: 1700 LINCOLN ST. #1900, DENVER, CO 80203-4519

Lease: KATE SPRINGS

Pool: DEVONIAN GUILMETTE

County: NYE

Month: July, 1990

LOCATION					OIL AND WATER				GAS		Date Of Test	Days On	Status
Well No	Permit No	Sec.	Twp.	Rge.	Net Oil Prod	Net Oil Sold	Grav.	Water Prod	Tot. Gas Prod-Mcf	Gas-Oil Ratio			
12-2	544	2	8N	57E	10696	12998	9	11218	2214	0.21		31	Flowing

Totals 10696 12998 11218 2214

Method of determining water production: Shake Out _____ Estimate _____ Draw Off _____

No. Of Wells	Total Oil At Start Of Month	Total Oil Produced	DISPOSITION OF OIL		Name Of Transporter	Total Oil At End Of Month	Total Capacity Of Lease Tank
			To Pipeline	Truck Or RR			
1	2579	10696	0	12998	PETRO-SOURCE	278	0

MCF Used On Lease: 2214 Gas Used For Gas Lift
MCF Sold: 0 0 MCF Used On Lease
MCF blown to air: 0 0 MCF used on _____ lease
Gas Purchaser: _____ 0 MCF used on _____ lease

Barrels of oil produced and marketed during month 12998
Tax at \$ 0.05 per barrel \$ 649.88
MCF gas produced and marketed during month 0
Tax at \$ 0.05 per 50,000 MCF \$ 0.00
Total tax monies remitted herewith to State Treasurer \$ 649.88

Remarks (See attached sheets is needed):

1268 Bbls. DILUENT USED FOR THE MONTH.

I hereby certify that the information given herewith is true, correct and complete.

Name: *Pamela M. Leighton*
PAMELA M. LEIGHTON

Date August 24, 1990
Position: OPERATIONS CLERK

State Of Nevada
DEPARTMENT OF MINERALS
400 W. King Street, Suite 106
Carson City, Nevada 89710
Telephone (702)885-5050

PRODUCER'S MONTHLY REPORT

Company: APACHE CORPORATION Address: 1700 LINCOLN ST., SUITE 1900, DENVER, CO 80202-4519
Lease: KATE SPRINGS Pool: DEVONIAN GUILMETTE County: NYE Month: June, 1990

LOCATION					OIL AND WATER				GAS		Date Of Test	Days On	Status
Well No	Permit No	Sec.	Twp.	Rge.	Net Oil Prod	Net Oil Sold	Grav.	Water Prod	Tot. Gas Prod-Mcf	Gas-Oil Ratio			
12-2	544	2	8N	57E	17318	16578	13	0	3988	0.23		30	Flowing
Totals					17318	16578		0	3988				

Method of determining water production: Shake Out _____ Estimate _____ Draw Off _____

DISPOSITION OF OIL							
No. Of Wells	Total Oil At Start Of Month	Total Oil Produced	Total Oil To Pipeline	Total Oil Truck Or RRI	Name Of Transporter	Total Oil At End Of Month	Total Capacity Of Lease Tank
1	1756	17318	0	16578	PETRO-SOURCE	2579	0

MCF Used On Lease: 3988 Gas Used For Gas Lift _____
MCF Sold: 0 @ MCF Used On Lease _____
MCF blown to air: 0 @ MCF used on _____ lease
Gas Purchaser: _____ @ MCF used on _____ lease

Barrels of oil produced and marketed during month	16578
Tax at \$ 0.05 per barrel	\$ 828.90
MCF gas produced and marketed during month	0
Tax at \$ 0.05 per 50,000 MCF	\$ 0.00
Total tax monies remitted herewith to State Treasurer	\$ 828.90

Remarks (See attached sheets is needed):

I hereby certify that the information given herewith is true, correct and complete.

Name: Yvonne M Silva Date July 23, 1990
YVONNE M. SILVA Position: OPERATIONS CLERK II

May, 1990

No. Wells	Total amount oil on lease at beginning of month	Actual oil produced	DISPOSITION OF OIL			Total amount oil on lease	Total capacity lease tanks
			Bbls. to pipeline	Bbls. to truck or R.R.	Name of transporter		
15	12,361	231,148 231,149	-0-	227,381	PETRO-SOURCE	16,054	

GAS - 75 BBL Dil. Inv.

MCF used on lease..... Used for Gas Lift
 MCF sold..... MCF used on lease.
 MCF blown to air (difference)..... MCF used on.....lease.
 Gas Purchaser..... MCF used on.....lease.

SUMMARY

Barrels oil produced and marketed during month..... 227,381
 Tax at \$0.05 per barrel \$ 11,369.00
 MCF gas produced and marketed during month..... 00
 Tax at \$0.05 per 50,000 MCF \$ 00
 Total tax monies remitted herewith to State Treasurer \$ 11,369.00

Remarks:

RECEIVED

NEVADA STATE TAX ON NEVADA WELLS

JUL 3 1990

- #1 Bacon Flat
- #1 Grant Canyon Unit
- #3 Grant Canyon Unit
- #4 Grant Canyon Unit
- #1 Trap Springs
- #1R Trap Springs
- #2 Trap Springs
- #3 Trap Springs
- #4 Trap Springs
- #8 Trap Springs
- #9 Trap Springs
- #16 Trap Springs
- #19 Trap Springs
- #15-2 Kate Springs

Dept. of Minerals

RECEIVED

JUN 22 1990

ROCKY MTN.

I hereby certify that the information given herewith is true, correct and complete.

Name..... Zvonimir Silva
 Position..... OPERATIONS CLERK II
 Telephone..... (303) 837-5438
 Date..... June 21 1990

INSTRUCTIONS: Prepare in quadruplicate. First two copies to Division of Mineral Resources. Next copy to State Treasurer, Carson City, Nevada with remittance. Last copy for your file.

State Of Nevada
DEPARTMENT OF MINERALS
400 W. King Street, Suite 106
Carson City, Nevada 89710
Telephone (702)885-5050

PRODUCER'S MONTHLY REPORT

Company: APACHE CORPORATION Address: 1700 LINCOLN ST., SUITE 1900, DENVER, CO 80203-4519
Lease: KATE SPRINGS Pool: DEVONIAN GUILMETTE County: NYE Month: May, 1990

LOCATION					OIL AND WATER				GAS		Date Of Test	Days On	Status
Well No	Permit No	Sec.	Twp.	Rge.	Net Oil Prod	Net Oil Sold	Grav.	Water Prod	Tot. Gas Prod-Mcf	Gas-Oil Ratio			
12-2	544	2	8N	57E	16314	15574	14	0	3845	0.24		30	Flowing
Totals					16314	15574		0	3846				

Method of determining water production: Shake Out _____ Estimate _____ Draw Off _____

No. Of Wells	DISPOSITION OF OIL				Name Of Transporter	Total Oil At End Of Month	Total Capacity Of Lease Tank
	Total Oil At Start Of Month	Total Oil Produced	Total Oil To Pipeline	Total Oil Truck Or RRI			
1	913	16314	0	15574	PETRO-SOURCE	1756	0

MCF Used On Lease: 3846 Gas Used For Gas Lift _____
MCF Sold: 0 @ MCF Used On Lease _____
MCF blown to air: 0 @ MCF used on _____ lease
Gas Purchaser: _____ @ MCF used on _____ lease

Barrels of oil produced and marketed during month	15574
Tax at \$ 0.05 per barrel	\$ 778.72
MCF gas produced and marketed during month	0
Tax at \$ 0.05 per 50,000 MCF	\$ 0.00
Total tax monies remitted herewith to State Treasurer	\$ 778.72

Remarks (See attached sheets is needed):
103 BBS Dil. Inv., 2263 BBS of Dil. used for month

I hereby certify that the information given herewith is true, correct and complete.
Name: Yvonne M. Silva Date June 21, 1990
YVONNE M. SILVA Position: OPERATIONS CLERK II

State Of Nevada
DEPARTMENT OF MINERALS
400 W. King Street, Suite 106
Carson City, Nevada 89710
Telephone (702)885-5050

PRODUCER'S MONTHLY REPORT

Company: APACHE CORPORATION Address: 1700 LINCOLN ST., SUITE 1900, DENVER, CO 80203-4519
Lease: KATE SPRINGS Pool: DEVONIAN GUILMETTE County: NVE Month: April, 1990

LOCATION					OIL AND WATER				GAS		Date Of Test	Days On	Status
Well No	Permit No	Sec.	Twp.	Rge.	Net Oil Prod	Net Oil Sold	Grav.	Water Prod	Tot. Gas Prod-Mcf	Gas-Oil Ratio			
12-2	544	2	8N	57E	16650	16848	14	0	3969	0.24		30	Flowing
Totals					16650	16848		0	3969				

Method of determining water production: Shake Out _____ Estimate _____ Draw Off _____

DISPOSITION OF OIL							
No. Of Wells	Total Oil At Start Of Month	Total Oil Produced	Total Oil To Pipeline	Total Oil Truck Or RRI	Name Of Transporter	Total Oil At End Of Month	Total Capacity Of Lease Tank
1	1140	16650	0	16848	PETRO-SOURCE	913	0

MCF Used On Lease: 3969 Gas Used For Gas Lift
MCF Sold: 0 @ MCF Used On Lease
MCF blown to air: 0 @ MCF used on _____ lease
Gas Purchaser: _____ @ MCF used on _____ lease

Barrels of oil produced and marketed during month 16848
Tax at \$ 0.05 per barrel \$ 842.39
MCF gas produced and marketed during month 0
Tax at \$ 0.05 per 50,000 MCF \$ 0.00
Total tax monies remitted herewith to State Treasurer \$ 842.39

Remarks (See attached sheets is needed):

29 BBLs of diluent inv.

I hereby certify that the information given herewith is true, correct and complete.

Name: *Yvonne M. Silva*
YVONNE M. SILVA

Date May 30, 1990
Position: OPERATIONS CLERK II

State Of Nevada
DEPARTMENT OF MINERALS
400 W. King Street, Suite 106
Carson City, Nevada 89710
Telephone (702)885-5050

PRODUCER'S MONTHLY REPORT

Company: APACHE CORPORATION Address: 1700 LINCOLN ST., SUITE 1900, DENVER, CO 80202-4519
Lease: KATE SPRINGS Pool: DEVONIAN GUILMETTE County: NYE Month: March, 1990

LOCATION					OIL AND WATER				GAS			Date Of Test	Days On	Status
Well No	Permit No	Sec.	Twp.	Rge.	Net Oil Prod	Net Oil Sold	Brav.	Water Prod	Tot. Gas Prod-Mcf	Gas-Oil Ratio				
12-2	544	2	8N	57E	18006	17903	9	0	4280	0.24		31	Flowing	
Totals					18006	17903		0	4280					

Method of determining water production: Shake Out _____ Estimate _____ Draw Off _____

DISPOSITION OF OIL							
No. Of Wells	Total Oil At Start Of Month	Total Oil Produced	Total Oil To Pipeline	Total Oil Truck Or RR	Name Of Transporter	Total Oil At End Of Month	Total Capacity Of Lease Tank
1	1021	18006	0	17903	PETRO-SOURCE	1140	0

MCF Used On Lease: 4280 Gas Used For Gas Lift
MCF Sold: 0 @ MCF Used On Lease
MCF blown to air: 0 @ MCF used on _____ lease
Gas Purchaser: _____ @ MCF used on _____ lease

Barrels of oil produced and marketed during month 17903
Tax at \$ 0.05 per barrel \$ 895.13
MCF gas produced and marketed during month 0
Tax at \$ 0.05 per 50,000 MCF \$ 0.00
Total tax monies remitted herewith to State Treasurer \$ 895.13

Remarks (See attached sheets is needed):

(+ 16 BBLs Diluent In.)

I hereby certify that the information given herewith is true, correct and complete.

Name: Yvonne M. Silva Date April 25, 1990
YVONNE M. SILVA Position: OPERATIONS CLERK II

State Of Nevada
DEPARTMENT OF MINERALS
400 W. King Street, Suite 106
Carson City, Nevada 89710
Telephone (702)885-5050

PRODUCER'S MONTHLY REPORT

Company: APACHE CORPORATION Address: 1700 LINCOLN ST., SUITE 1900, DENVER, CO 80203-4519
Lease: KATE SPRINGS Pool: DEVONIAN GUILMETTE County: NYE Month: February, 1990

LOCATION				OIL AND WATER					GAS			Date Of Test	Days On	Status
Well No	Permit No	Sec.	Twp.	Age	Net Oil Prod	Net Oil Sold	Grav.	Water Prod	Tot. Gas Prod-Mcf	Gas-Oil Ratio				
12-2	544	2	0N	57E	14992	14786	10	0	3618	0.24		28	Flowing	
Totals					14992	14786		0	3618					

Method of determining water production: Shake Out _____ Estimate _____ Draw Off _____

No. Of Wells	Total Oil At Start Of Month	Total Oil Produced	DISPOSITION OF OIL		Name Of Transporter	Total Oil At End Of Month	Total Capacity Of Lease Tank
			Total Oil To Pipeline	Total Oil Truck Or RR			
1	780	14992	0	14786	PETRO-SOURCE	1021	0

MCF Used On Lease: 3618 Gas Used For Gas Lift _____
MCF Sold: 0 _____ MCF Used On Lease _____
MCF blown to air: 0 _____ MCF used on _____ lease
Gas Purchaser: _____ MCF used on _____ lease

Barrels of oil produced and marketed during month	14786
Tax at \$ 0.05 per barrel	\$ 739.29
MCF gas produced and marketed during month	0
Tax at \$ 0.05 per 50,000 MCF	\$ 0.00
Total tax monies remitted herewith to State Treasurer	\$ 739.29

Remarks (See attached sheets is needed):
35 BBL Diluent Inventory

I hereby certify that the information given herewith is true, correct and complete.
Name: Yvonne M. Silva Date March 22, 1990
YVONNE M. SILVA Position: OPERATIONS CLERK II

State Of Nevada
DEPARTMENT OF MINERALS
400 W. King Street, Suite 105
Carson City, Nevada 89710
Telephone (702) 895-5050

PRODUCER'S MONTHLY REPORT

Company: APACHE CORPORATION Address: 1700 LINCOLN ST., SUITE 1900, DENVER, CO 80203-4519
Lease: KATE SPRINGS Pool: DEVONIAN GUILMETTE County: NYE Month: January, 1990

LOCATION					OIL AND WATER				GAS				
Well No	Permit No	Sec.	Twp.	Rge.	Net Oil Prod	Net Oil Sold	Grav.	Water Prod	Tot. Gas Prod-Mcf	Gas-Oil Ratio	Date Of Test	Days On	Status
12-2	544	2	BN	57E	16722	17164	15	0	3444	0.21		31	Flowing
Totals					16722	17164		0	3444				

Method of determining water production: Shake Out Estimate Draw Off

DISPOSITION OF OIL							
No. Of Wells	Total Oil At Start Of Month	Total Oil Produced	Total Oil To Pipeline	Total Oil Truck Or RRI	Name Of Transporter	Total Oil At End Of Month	Total Capacity Of Lease Tank
1	1294	16722	0	17164	GARY REFINING	790	0

MCF Used On Lease: <u>1003</u>	Gas Used For Gas Lift
MCF Sold: <u>0</u>	<u>0</u> MCF Used On Lease
MCF blown to air: <u>0</u>	<u>0</u> MCF used on <u> </u> lease
Gas Purchaser: <u> </u>	<u>0</u> MCF used on <u> </u> lease

Barrels of oil produced and marketed during month 17164
 Tax at \$ 0.05 per barrel \$ 858.21
 MCF gas produced and marketed during month 0
 Tax at \$ 0.05 per 50,000 MCF \$ 0.00
 Total tax monies remitted herewith to State Treasurer \$ 858.21

Remarks (See attached sheets is needed):
72 BBS of 1st unit line.

I hereby certify that the information given herewith is true, correct and complete.

Name: Yvonne M. Silva Date February 27, 1990
 YVONNE M. SILVA Position: OPERATIONS CLERK II

STATE OF NEVADA
 DEPARTMENT OF MINERALS
 400 W. King Street, Suite 106
 Carson City, Nevada 89710
 Telephone (702) 687-5050

Original—Dept. Prod. File
 Duplicate—Dept. NBM&G File
 Triplicate—Dept. Acctg.
 Quadruplicate—Operator's File

RECEIVED

FEB 4 1991

PRODUCER'S MONTHLY REPORT

This report to be filed by the end of the month following the month herein reported.

Company David M. Evans Address P.O. Box 3153, Reno, NV 89505

Lease N-41245 Pool Kate Spring County Nye Month of December, 19 90

LOCATION					OIL AND WATER (BBLs.)				GAS			No. days prod.	Status: Flowing, Pumping, Gas Lift, etc.
Well No.	Permit No.	Sec.	Twp.	Rge.	Net oil prod.*	Net Oil sold*	Grav.	Water Prod.†	Tot. gas Prod. MCF	Gas-oil ratio	Date of test		
1	497	3	8N	57E	2001.58	2973.73	10.5	.00	100.08			21	Flowing
2	536	3	8N	57E	.00	.00							Shut-In
TOTALS					2001.58	2973.73			100.08				

Report distillate, condensate or other liquid hydrocarbons (other than oil) in this column preceded by an asterisk ().

†Method of determining water production: Shake out..... Estimate..... Draw off.....

(Following report is on lease basis.)

No. Wells	Total amount oil on lease at beginning of month	Actual oil produced	DISPOSITION OF OIL			Total amount oil on lease	Total capacity lease tanks
			Bbls. to pipeline	Bbls. to truck or R.R.	Name of transporter		
2	3721.13	2001.58	XXXXXX	2973.73	Texaco Trucking	2748.98	5000

GAS

MCF used on lease..... 100.08 Used for Gas Lift

MCF sold..... MCF used on lease.

MCF blown to air (difference)..... MCF used on..... lease.

Gas Purchaser..... MCF used on..... lease.

SUMMARY

Barrels oil produced and marketed during month..... 2973.73

Tax at \$0.05 per barrel..... \$ 148.69

MCF gas produced and marketed during month.....

Tax at \$0.05 per 50,000 MCF..... \$

Total tax monies remitted herewith to Department of Minerals..... \$ 148.69

Remarks:

I hereby certify that the information given herewith is true, correct and complete.

Name..... David M Evans

Position..... Operator

Telephone..... (702) 329-1613

Date..... January 30, 19 91

INSTRUCTIONS: Prepare in quadruplicate. First three copies to Department of Minerals with remittance. Last copy for your file.

STATE OF NEVADA
DEPARTMENT OF MINERALS
400 W. King Street, Suite 106
Carson City, Nevada 89710
Telephone (702) 687-5050

Original—Dept. Prod. File
Duplicate—Dept. NBM&G File
Triplicate—Dept. Acctg.
Quadruplicate—Operator's File

PRODUCER'S MONTHLY REPORT

This report to be filed by the end of the month following the month herein reported.

Company David M. Evans Address P. O. Box 3153, Reno, NV 89505

Lease N-41245 Pool Kate Spring County Nye Month of November, 19 90

LOCATION					OIL AND WATER (BBLs.)				GAS			No. days prod.	Status: Flowing, Pumping, Gas Lift, etc.
Well No.	Permit No.	Sec.	Twp.	Rge.	Net oil prod.*	Net Oil sold*	Grav.	Water Prod. †	Tot. gas Prod. MCF	Gas-oil ratio	Date of test		
1	497	3	8N	57E	1372.16	1353.74	10.5	0.00	67.46			28	Flowing
2	536	3	8N	57E	1105.48	959.64	10.5	135.9	53.75			17	Flowing
TOTALS					2477.64	2313.38		135.9	121.21				

RECEIVED

JAN 04 1991

Dept. of Minerals

Report distillate, condensate or other liquid hydrocarbons (other than oil) in this column preceded by an asterisk ().

†Method of determining water production: Shake out..... Estimate..... Draw off.....

(Following report is on lease basis.)

No. Wells	Total amount oil on lease at beginning of month	Actual oil produced	DISPOSITION OF OIL			Total amount oil on lease	Total capacity lease tanks
			Bbls. to pipeline	Bbls. to truck or R.R.	Name of transporter		
2	3556.87	2477.64		2313.38	Taylor Trucking	3721.13	5000

GAS

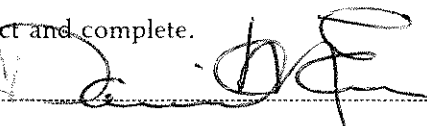
MCF used on lease..... 121.21 Used for Gas Lift
MCF sold..... MCF used on lease.
MCF blown to air (difference)..... MCF used on..... lease.
Gas Purchaser..... MCF used on..... lease.

SUMMARY

Barrels oil produced and marketed during month..... 2313.38
Tax at \$0.05 per barrel..... \$ 115.67
MCF gas produced and marketed during month.....
Tax at \$0.05 per 50,000 MCF..... \$
Total tax monies remitted herewith to Department of Minerals..... \$ 115.67

Remarks:

I hereby certify that the information given herewith is true, correct and complete.

Name: 

Position: Operator

Telephone: (702) 329-1613

Date: December 31, 1990

INSTRUCTIONS: Prepare in quadruplicate. First three copies to Department of Minerals with remittance. Last copy for your file.

STATE OF NEVADA
DEPARTMENT OF MINERALS
400 W. King Street, Suite 106
Carson City, Nevada 89710
Telephone (702) 687-5050

Original—Dept. Prod. File
Duplicate—Dept. NBM&G File
Triplicate—Dept. Acctg.
Quadruplicate—Operator's File

PRODUCER'S MONTHLY REPORT

This report to be filed by the end of the month following the month herein reported.

Company David M. Evans Address P.O. Box 3153, Reno, NV 89505

Lease N-41245 Pool Kate Spring County Nye Month of October, 1990

LOCATION					OIL AND WATER (BBLs.)				GAS			No. days prod.	Status: Flowing, Pumping, Gas Lift, etc.
Well No.	Permit No.	Sec.	Twp.	Rge.	Net oil prod.*	Net Oil sold*	Grav.	Water Prod.†	Tot. gas Prod. MCF	Gas-oil ratio	Date of test		
1	497	3	8N	57E	1543.69	663.54		.00	321.09			31	Flowing
2	536	3	8N	57E	769.29	1087.51	10.5	.00	226.20			31	Flowing
TOTALS					2312.98	1751.05		.00	547.29				

RECEIVED
JAN 03 1990
Dept. of Minerals

Report distillate, condensate or other liquid hydrocarbons (other than oil) in this column preceded by an asterisk ().

†Method of determining water production: Shake out.....Estimate.....Draw off.....

(Following report is on lease basis.)

No. Wells	Total amount oil on lease at beginning of month	Actual oil produced	DISPOSITION OF OIL			Total amount oil on lease	Total capacity lease tanks
			Bbls. to pipeline	Bbls. to truck or R.R.	Name of transporter		
2	2994.96	2312.98		1751.05	Taylor Trucking	3556.87	5000

GAS

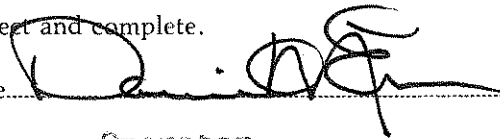
MCF used on lease 547.29 Used for Gas Lift _____
MCF sold _____ MCF used on lease _____
MCF blown to air (difference) _____ MCF used on _____ lease.
Gas Purchaser _____ MCF used on _____ lease.

SUMMARY

Barrels oil produced and marketed during month 1751.05
Tax at \$0.05 per barrel..... \$ 87.55
MCF gas produced and marketed during month _____
Tax at \$0.05 per 50,000 MCF..... \$ _____
Total tax monies remitted herewith to Department of Minerals..... \$ 87.55

Remarks:

I hereby certify that the information given herewith is true, correct and complete.

Name 
Position Operator
Telephone (702) 329-1613
Date November 30, 1990

INSTRUCTIONS: Prepare in quadruplicate. First three copies to Department of Minerals with remittance. Last copy for your file.

STATE OF NEVADA
 DEPARTMENT OF MINERALS
 400 W. King Street, Suite 106
 Carson City, Nevada 89710
 Telephone (702) 687-5050

Original—Dept. Prod. File
 Duplicate—Dept. NBM&G File
 Triplicate—Dept. Acctg.
 Quadruplicate—Operator's File

NOV 01 1990

PRODUCER'S MONTHLY REPORT Dept. of Minerals

This report to be filed by the end of the month following the month herein reported.

Company David M. Evans Address P.O. Box 3153, Reno, NV 89505

Lease N-41245 Pool Kate Spring County Nye Month of September, 19 90

LOCATION					OIL AND WATER (BBLS.)				GAS			No. days prod.	Status: Flowing, Pumping, Gas Lift, etc.	
Well No.	Permit No.	Sec.	Twp.	Rge.	Net oil prod.*	Net Oil sold*	Grav.	Water Prod. †	Tot. gas Prod. MCF	Gas-oil ratio	Date of test			
1	497	3	8N	57E	.00	.00		.00						Shut-In
2	536	3	8N	57E	.00	.00		.00						Shut-In
TOTALS														

Report distillate, condensate or other liquid hydrocarbons (other than oil) in this column preceded by an asterisk ().

†Method of determining water production: Shake out..... Estimate..... Draw off.....

(Following report is on lease basis.)

No. Wells	Total amount oil on lease at beginning of month	Actual oil produced	DISPOSITION OF OIL			Total amount oil on lease	Total capacity lease tanks
			Bbls. to pipeline	Bbls. to truck or R.R.	Name of transporter		
2	2994.94	.00				2994.94	5000

GAS


MCF used on lease..... Used for Gas Lift
MCF sold..... MCF used on lease.
MCF blown to air (difference)..... MCF used on..... lease.
Gas Purchaser..... MCF used on..... lease.

SUMMARY

Barrels oil produced and marketed during month..... 0.00
Tax at \$0.05 per barrel..... \$.....
MCF gas produced and marketed during month.....
Tax at \$0.05 per 50,000 MCF..... \$.....
Total tax monies remitted herewith to Department of Minerals..... \$ 0.00

Remarks:

I hereby certify that the information given herewith is true, correct and complete.

Name..... 
Position..... Operator
Telephone..... (702) 329-1613
Date..... October 30, 19 90

INSTRUCTIONS: Prepare in quadruplicate. First three copies to Department of Minerals with remittance. Last copy for your file.

STATE OF NEVADA
 DEPARTMENT OF MINERALS
 400 W. King Street, Suite 106
 Carson City, Nevada 89710
 Telephone (702) 687-5050

Original—Dept. Prod. File
 Duplicate—Dept. NBM&G File
 Triplicate—Dept. Acctg.
 Quadruplicate—Operator's File

RECEIVED

PRODUCER'S MONTHLY REPORT

OCT 02 1990

This report to be filed by the end of the month following the month herein reported.

Dept. of Minerals

Company David M. Evans Address P.O. box 3153, Reno, NV 89505

Lease N-41245 Pool Kate Spring County Nye Month of August, 1990

Well No.	Permit No.	LOCATION			OIL AND WATER (BBLs.)				GAS			No. days prod.	Status: Flowing, Pumping, Gas Lift, etc.
		Sec.	Twp.	Rge.	Net oil prod.*	Net Oil sold*	Grav.	Water Prod.†	Tot. gas Prod. MCF	Gas-oil ratio	Date of test		
1	497	3	8N	57E	1078.47	267.02	10.5	.00	224.32			31	Flowing
2	536	3	8N	57E	.00			.00				0	Shut-In Evaluating
TOTALS					1078.47	267.02		.00	224.32				

Report distillate, condensate or other liquid hydrocarbons (other than oil) in this column preceded by an asterisk ().

†Method of determining water production: Shake out.....Estimate.....Draw off.....

(Following report is on lease basis.)

No. Wells	Total amount oil on lease at beginning of month	Actual oil produced	DISPOSITION OF OIL			Total amount oil on lease	Total capacity lease tanks
			Bbls. to pipeline	Bbls. to truck or R.R.	Name of transporter		
2	2183.49	1078.47		267.02	Petro Source	2994.94	5000

GAS


MCF used on lease.....224.32..... Used for Gas Lift
MCF sold..... MCF used on lease.
MCF blown to air (difference)..... MCF used on..... lease.
Gas Purchaser..... MCF used on..... lease.

SUMMARY

Barrels oil produced and marketed during month.....267.02.....
Tax at \$0.05 per barrel..... \$ 13.35
MCF gas produced and marketed during month.....
Tax at \$0.05 per 50,000 MCF..... \$
Total tax monies remitted herewith to Department of Minerals..... \$ 13.35

Remarks:

I hereby certify that the information given herewith is true, correct and complete.

Name: 

Position..... Operator

Telephone..... (702) 329-1613

Date..... September 30, 19 90

INSTRUCTIONS: Prepare in quadruplicate. First three copies to Department of Minerals with remittance. Last copy for your file.

STATE OF NEVADA
DEPARTMENT OF MINERALS
400 W. King Street, Suite 106
Carson City, Nevada 89710
Telephone (702) 687-5050

Original—Dept. Prod. File
Duplicate—Dept. NBM&G File
Duplicate—Dept. Acctg.
Operator's File

SEP 04 1990

PRODUCER'S MONTHLY REPORT

This report to be filed by the end of the month following the month herein reported.

Company David M. Evans Address P.O. Box 3153, Reno, NV 89505

Lease N-41245 Pool Kate Spring County Nye Month of July, 1990

LOCATION					OIL AND WATER (BBLS.)				GAS			No. days prod.	Status: Flowing, Pumping, Gas Lift, etc.
Well No.	Permit No.	Sec.	Twp.	Rge.	Net oil prod.*	Net Oil sold*	Grav.	Water Prod.†	Tot. gas Prod. MCF	Gas-oil ratio	Date of test		
1	497	3	8N	57E	2088.81	2241.22	10.5	.00	434.47			31	Flowing
2	536	3	8N	57E	.00	.00						0	Shut-in Evaluating
TOTALS					2088.81	2241.22			434.47				

Report distillate, condensate or other liquid hydrocarbons (other than oil) in this column preceded by an asterisk ().

†Method of determining water production: Shake out..... Estimate..... Draw off.....

(Following report is on lease basis.)

No. Wells	Total amount oil on lease at beginning of month	Actual oil produced	DISPOSITION OF OIL			Total amount oil on lease	Total capacity lease tanks
			Bbls. to pipeline	Bbls. to truck or R.R.	Name of transporter		
2	2335.90*	2088.81		2241.22	Petro Source	2183.49	5000

*Adjust 20.00 bbls due to foamy nature of oil GAS

MCF used on lease.....434.47..... Used for Gas Lift

MCF sold..... MCF used on lease.

MCF blown to air (difference)..... MCF used on..... lease.

Gas Purchaser..... MCF used on..... lease.

SUMMARY

Barrels oil produced and marketed during month.....2241.22.....

 Tax at \$0.05 per barrel.....\$112.06


MCF gas produced and marketed during month.....

 Tax at \$0.05 per 50,000 MCF.....\$

Total tax monies remitted herewith to Department of Minerals.....\$112.06

Remarks:

I hereby certify that the information given herewith is true, correct and complete.

Name.....

Position..... Operator

Telephone..... (702) 329-1613

Date..... August 31, 1990, 19.....

INSTRUCTIONS: Prepare in quadruplicate. First three copies to Department of Minerals with remittance. Last copy for your file.

STATE OF NEVADA
DEPARTMENT OF MINERALS

400 W. King Street, Suite 106
Carson City, Nevada 89710
Telephone (702) 687-5050

Original—Dept. Prod. File
Duplicate—Dept. NBM&G File
Triplicate—Dept. Acctg.
Quadruplicate—Operator's File

RECEIVED

AUG 02 1990

PRODUCER'S MONTHLY REPORT

This report to be filed by the end of the month following the month herein reported.

Dept. of Minerals

Company David M. Evans Address P.O. Box 3153, Reno, NV 89505

Lease N-41245 Pool Kate Spring County Nye Month of June, 19 90

LOCATION					OIL AND WATER (BBLs.)				GAS			No. days prod.	Status: Flowing, Pumping, Gas Lift, etc.
Well No.	Permit No.	Sec.	Twp.	Rge.	Net oil prod.*	Net Oil sold*	Grav.	Water Prod. †	Tot. gas Prod. MCF	Gas-oil ratio	Date of test		
1	497	3	8N	57E	2844.70	2986.16	10.5	.00	591.67			30	Flowing
2	536	3	8N	57E	689.78	.00	10.5	.00	143.47			16	Shut-in Evaluating
TOTALS					3534.48	2986.16		735.14					

Report distillate, condensate or other liquid hydrocarbons (other than oil) in this column preceded by an asterisk ().

†Method of determining water production: Shake out..... Estimate..... Draw off.....

(Following report is on lease basis.)

No. Wells	Total amount oil on lease at beginning of month	Actual oil produced	DISPOSITION OF OIL			Total amount oil on lease	Total capacity lease tanks
			Bbls. to pipeline	Bbls. to truck or R.R.	Name of transporter		
2	1807.68	3534.38		2986.16	Petro Source	2355.90	5000.00

GAS

MCF used on lease..... 735.14 Used for Gas Lift

MCF sold..... MCF used on lease.

MCF blown to air (difference)..... MCF used on..... lease.

Gas Purchaser..... MCF used on..... lease.

SUMMARY

Barrels oil produced and marketed during month..... 2986.16

Tax at \$0.05 per barrel..... \$ 149.31


MCF gas produced and marketed during month.....

Tax at \$0.05 per 50,000 MCF..... \$

Total tax monies remitted herewith to Department of Minerals..... \$ 149.31

Remarks:

I hereby certify that the information given herewith is true, correct and complete.

Name..... 

Position..... Operator

Telephone..... (702) 329-1613

Date..... July 30, 1990

INSTRUCTIONS: Prepare in quadruplicate. First three copies to Department of Minerals with remittance. Last copy for your file.

STATE OF NEVADA
 DEPARTMENT OF MINERALS
 400 W. King Street, Suite 106
 Carson City, Nevada 89710
 Telephone (702) 687-5050

Original—Dept. Prod. File
 Duplicate—Dept. NBM&G File
 Triplicate—Dept. Acctg.
 Quadruplicate—Operator's File

RECEIVED

PRODUCER'S MONTHLY REPORT

JUL 5 1990

This report to be filed by the end of the month following the month herein reported.

Dept. of Minerals

Company David M. Evans Address P.O. Box 3153, Reno, NV 89505

Lease N-41245 Pool Kate Spring County Nye Month of May, 19 90

LOCATION					OIL AND WATER (BBLs.)				GAS			No. days prod.	Status: Flowing, Pumping, Gas Lift, etc.	
Well No.	Permit No.	Sec.	Twp.	Rge.	Net oil prod.*	Net Oil sold*	Grav.	Water Prod.†	Tot. gas Prod. MCF	Gas-oil ratio	Date of test			
1	497	3	8N	57E	2439.73	2556.35	10.5	.00	507.46			31	Flowing	
2	536	3	8N	57E	984.42	1190.59	10.5	.00	204.70			31	Flowing	
TOTALS					3424.15	3746.94			712.16					

Report distillate, condensate or other liquid hydrocarbons (other than oil) in this column preceded by an asterisk ().

†Method of determining water production: Shake out.....Estimate.....Draw off.....

(Following report is on lease basis.)

No. Wells	Total amount oil on lease at beginning of month	Actual oil produced	DISPOSITION OF OIL			Total amount oil on lease	Total capacity lease tanks
			Bbbs. to pipeline	Bbbs. to truck or R.R.	Name of transporter		
2	2130.47	3424.15		3746.94	Petro Source	1807.68	5000.00

GAS

MCF used on lease..... 712.16 Used for Gas Lift
MCF sold..... MCF used on lease.
MCF blown to air (difference)..... MCF used on..... lease.
Gas Purchaser..... MCF used on..... lease.

SUMMARY

Barrels oil produced and marketed during month..... 3746.94
Tax at \$0.05 per barrel..... \$ 187.35
MCF gas produced and marketed during month.....
Tax at \$0.05 per 50,000 MCF..... \$
Total tax monies remitted herewith to Department of Minerals..... \$ 187.35

Remarks:

I hereby certify that the information given herewith is true, correct and complete.

Name..... David M Evans

Position..... Operator

Telephone..... (702) 329-1613

Date..... June 30, 1990

INSTRUCTIONS: Prepare in quadruplicate. First three copies to Department of Minerals with remittance. Last copy for your file.

STATE OF NEVADA
 DEPARTMENT OF MINERALS
 400 W. King Street, Suite 106
 Carson City, Nevada 89710
 Telephone (702) 687-5050

Original—Dept. Prod. File
 Duplicate—Dept. NBM&G File
 Triplicate—Dept. Acctg.
 Quadruplicate—Operator's File

RECEIVED

JUN 01 1990

PRODUCER'S MONTHLY REPORT

This report to be filed by the end of the month following the month herein reported.

DEPT OF MINERALS

Company David M. Evans Address P.O. Box 3153, Reno, NV 89505

Lease N-41245 Pool Kate Spring County Nye Month of April, 1990

LOCATION					OIL AND WATER (BBLs.)				GAS			No. days prod.	Status: Flowing, Pumping, Gas Lift, etc.	
Well No.	Permit No.	Sec.	Twp.	Rge.	Net oil prod.*	Net Oil sold*	Grav.	Water Prod.†	Tot. gas Prod. MCF	Gas-oil ratio	Date of test			
1	497	3	8N	57E	2508.31	3181.97	10.5	.00	521.73			30	Flowing	
2	536	3	8N	57E	1027.01	1491.25	10.5	.00	213.62			14	Flowing	
TOTALS					3535.32	4673.32			735.35					

Report distillate, condensate or other liquid hydrocarbons (other than oil) in this column preceded by an asterisk ().

†Method of determining water production: Shake out.....Estimate.....Draw off.....

(Following report is on lease basis.)

No. Wells	Total amount oil on lease at beginning of month	Actual oil produced	DISPOSITION OF OIL			Total amount oil on lease	Total capacity lease tanks
			Bbls. to pipeline	Bbls. to truck or R.R.	Name of transporter		
2	3268.47*	3535.32		4673.32	Petro Source	2130.47	5000.00

*Adjust 31.94 bbls due to foamy nature of oil
GAS


MCF used on lease..... Used for Gas Lift
MCF sold..... MCF used on lease.
MCF blown to air (difference)..... MCF used on..... lease.
Gas Purchaser..... MCF used on..... lease.

SUMMARY

Barrels oil produced and marketed during month..... 4673.32
Tax at \$0.05 per barrel..... \$233.67
MCF gas produced and marketed during month.....
Tax at \$0.05 per 50,000 MCF..... \$~~XXXXXX~~
Total tax monies remitted herewith to Department of Minerals..... \$233.67

Remarks:

I hereby certify that the information given herewith is true, correct and complete.

Name: 

Position: Operator

Telephone: (702) 329-1613

Date: May 31, 19 90

INSTRUCTIONS: Prepare in quadruplicate. First three copies to Department of Minerals with remittance. Last copy for your file.

STATE OF NEVADA
 DEPARTMENT OF MINERALS
 400 W. King Street, Suite 106
 Carson City, Nevada 89710
 Telephone (702) 687-5050

Original—Dept. Prod. File
 Duplicate—Dept. NBM&G File
 Triplicate—Dept. Acctg.
 Quadruplicate—Operator's File

MAY 1 1990

PRODUCER'S MONTHLY REPORT DEPT. OF MINERALS

This report to be filed by the end of the month following the month herein reported.

Company David M. Evans Address P.O. Box 3153, Reno, NV 89505

Lease N-41245 Pool Kate Spring County Nye Month of March, 19 90

LOCATION					OIL AND WATER (BBLS.)				GAS			No. days prod.	Status: Flowing, Pumping, Gas Lift, etc.
Well No.	Permit No.	Sec.	Twp.	Rge.	Net oil prod.*	Net Oil sold*	Grav.	Water Prod. †	Tot. gas Prod. MCF	Gas-oil ratio	Date of test		
1	497	3	8N	57E	2172.62	2946.90	10.5	.00	413			31	Flowing
2	536	3	8N	57E	1976.36	2445.88	10.5	.00	411			31	Flowing
TOTALS					4148.98	5392.78			824				

Report distillate, condensate or other liquid hydrocarbons (other than oil) in this column preceded by an asterisk ().

†Method of determining water production: Shake out..... Estimate..... Draw off.....

(Following report is on lease basis.)

No. Wells	Total amount oil on lease at beginning of month	Actual oil produced	DISPOSITION OF OIL			Total amount oil on lease	Total capacity lease tanks
			Bbls. to pipeline	Bbls. to truck or R.R.	Name of transporter		
2	4544.21	4148.98		5392.78	Petro Source	3300.41	5000.00

GAS

MCF used on lease..... 824 Used for Gas Lift
MCF sold..... MCF used on lease.
MCF blown to air (difference)..... MCF used on..... lease.
Gas Purchaser..... MCF used on..... lease.

SUMMARY

Barrels oil produced and marketed during month..... 5392.78
Tax at \$0.05 per barrel..... \$269.64
MCF gas produced and marketed during month.....
Tax at \$0.05 per 50,000 MCF..... \$
Total tax monies remitted herewith to Department of Minerals..... \$269.64

Remarks:

I hereby certify that the information given herewith is true, correct and complete.

Name..... *DM Evans*
Position..... Operator
Telephone..... (702) 329-1613
Date..... April 30, 1990

INSTRUCTIONS: Prepare in quadruplicate. First three copies to Department of Minerals with remittance. Last copy for your file.

STATE OF NEVADA
 DEPARTMENT OF MINERALS
 400 W. King Street, Suite 106
 Carson City, Nevada 89710
 Telephone (702) 885-5050

Original—Dept. Well File
 Duplicate—Dept. NBM&G File
 Triplicate—Dept. State Treasurer
 Quadruplicate—Producer's File

RECEIVED

APR 03 1990

PRODUCER'S MONTHLY REPORT

This report to be filed by the end of the month following the month herein reported.

DEPT OF MINERALS

Company David M. Evans Address P.O. Box 3153, Reno, NV 89505

Lease N-41245 Pool Kate Spring County Nye Month of February, 19 90

LOCATION					OIL AND WATER (BBLS)				GAS			No. days prod.	Status: Flowing, Pumping, Gas Lift, etc.
Well No.	Permit No.	Sec.	Twp.	Rge.	Net oil prod.*	Net Oil sold*	Grav.	Water Prod.†	Tot. gas Prod. MCF	Gas-oil ratio	Date of test		
1	497	3	8N	57E	3470.67	1008.81	10.5	0	721			28	Flowing
2	536	3	8N	57E	3031.29	1832.95	10.5	0	630			23	Flowing
TOTALS					6501.96	2841.76			1351				

Report distillate, condensate or other liquid hydrocarbons (other than oil) in this column preceded by an asterisk ().

†Method of determining water production: Shake out.....Estimate.....Draw off.....

(Following report is on lease basis.)

No. Wells	Total amount oil on lease at beginning of month	Actual oil produced	DISPOSITION OF OIL			Total amount oil on lease	Total capacity lease tanks
			Bbls. to pipeline	Bbls. to truck or R.R.	Name of transporter		
2	884.01 *	6501.96		2841.76	Petro Source	4544.21	5000.00

* Due to the foamy nature of the oil last month, an adjustment of 55.69 BBL was necessary. GAS

MCF used on lease..... 1351 Used for Gas Lift

MCF sold..... MCF used on lease.

MCF blown to air (difference)..... MCF used on..... lease.

Gas Purchaser..... MCF used on..... lease.

SUMMARY

Barrels oil produced and marketed during month..... 2841.76

Tax at \$0.05 per barrel..... \$ 142.09


MCF gas produced and marketed during month.....

Tax at \$0.05 per 50,000 MCF..... \$

Total tax monies remitted herewith to State Treasurer..... \$ 142.09

Remarks:

I hereby certify that the information given herewith is true, correct and complete.

Name..... 

Position..... Operator

Telephone..... (702) 329-1613

Date..... March 31, 19 90

INSTRUCTIONS: Prepare in quadruplicate. First two copies to Department of Minerals. Next copy to State Treasurer, Carson City, Nevada with remittance. Last copy for your file.

STATE OF NEVADA
 DEPARTMENT OF MINERALS
 400 W. King Street, Suite 106
 Carson City, Nevada 89710
 Telephone (702) 885-5050

Original--Dept. Well File
 Duplicate--Dept. NBM&G File
 Triplicate--Dept. State Treasurer
 Quadruplicate--Producer's File

RECEIVED

MAR 02 1990

PRODUCER'S MONTHLY REPORT

DEPT OF MINERALS

This report to be filed by the end of the month following the month herein reported.

Company David M. Evans Address P.O. Box 3153, Reno, NV 89505

Lease N-41245 Pool Kate Spring County Nye Month of January, 1990

LOCATION					OIL AND WATER (BBLs.)				GAS			No. days prod.	Status: Flowing, Pumping, Gas Lift, etc.
Well No.	Permit No.	Sec.	Twp.	Rge.	Net oil prod.*	Net Oil sold*	Grav.	Water Prod.†	Tot. gas Prod. MCF	Gas-oil ratio	Date of test		
1	497	3	8N	57E	3688.59	4121.14	10.5	.00	767.23			31	Flowing
2	536	3	8N	57E	1798.43	1824.58	10.5	.00	374.07			31	Flowing
TOTALS					5487.02	5945.72			1141.30				

Report distillate, condensate or other liquid hydrocarbons (other than oil) in this column preceded by an asterisk ().

†Method of determining water production: Shake out..... Estimate..... Draw off.....

(Following report is on lease basis.)

No. Wells	Total amount oil on lease at beginning of month	Actual oil produced	DISPOSITION OF OIL			Total amount oil on lease	Total capacity lease tanks
			Bbls. to pipeline	Bbls. to truck or R.R.	Name of transporter		
2	1398.40	5487.02		5945.72	Petro Source	939.70	5000.00

GAS

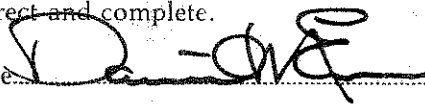
MCF used on lease.....1141.30..... Used for Gas Lift
MCF sold..... MCF used on lease.
MCF blown to air (difference)..... MCF used on.....lease.
Gas Purchaser..... MCF used on.....lease.

SUMMARY

Barrels oil produced and marketed during month.....5945.72.....
Tax at \$0.05 per barrel..... \$ 297.29
MCF gas produced and marketed during month.....
Tax at \$0.05 per 50,000 MCF..... \$
Total tax monies remitted herewith to State Treasurer..... \$ 297.29

Remarks:

I hereby certify that the information given herewith is true, correct and complete.

Name.....
Position..... Operator
Telephone..... (702) 329-1613
Date..... February 27, 1990

INSTRUCTIONS: Prepare in quadruplicate. First two copies to Department of Minerals. Next copy to State Treasurer, Carson City, Nevada with remittance. Last copy for your file.

STATE OF NEVADA
 DEPARTMENT OF MINERALS
 400 W. King Street, Suite 106
 Carson City, Nevada 89710
 Telephone (702) 687-5050

Original—Dept. Prod. File
 Duplicate—Dept. NBM&G File
 Triplicate—Dept. Acctg.
 Quadruplicate—Operator's File

FEB 13 1991

Dept. of minerals

PRODUCER'S MONTHLY REPORT

This report to be filed by the end of the month following the month herein reported.

Company Western General Inc Address Box 681569 Park City UT 84068
 Lease NV4242 Pool Kate Spring County NYE Month of December, 1990

LOCATION					OIL AND WATER (BBLs.)				GAS			No. days prod.	Status: Flowing, Pumping, Gas Lift, etc.
Well No.	Permit No.	Sec.	Twp.	Rge.	Net oil prod.*	Net Oil sold*	Grav.	Water Prod.†	Tot. gas Prod. MCF	Gas-oil ratio	Date of test		
<u>KATE</u> 1	436	2	8N	57E									TA
1A	560	2	8N	57E	17033 17033	17688	10.5		2402			29	Flowing
1B	567	2	8N	57E									TA
<u>ROEMER</u> 1	602	1	8N	57E									TA
<u>NV42341</u>													
TOTALS													

Report distillate, condensate or other liquid hydrocarbons (other than oil) in this column preceded by an asterisk ().

†Method of determining water production: Shake out.....Estimate.....Draw off.....

(Following report is on lease basis.)

No. Wells	Total amount oil on lease at beginning of month	Actual oil produced	DISPOSITION OF OIL			Total amount oil on lease	Total capacity lease tanks
			Bbls. to pipeline	Bbls. to truck or R.R.	Name of transporter		

GAS

MCF used on lease..... Used for Gas Lift
MCF sold..... MCF used on lease.
MCF blown to air (difference)..... MCF used on..... lease.
Gas Purchaser..... MCF used on..... lease.

SUMMARY

Barrels oil produced and marketed during month.....
Tax at \$0.05 per barrel..... \$.....
MCF gas produced and marketed during month.....
Tax at \$0.05 per 50,000 MCF..... \$.....
Total tax monies remitted herewith to Department of Minerals..... \$.....

Remarks:

I hereby certify that the information given herewith is true, correct and complete.

Name.....

Position.....

Telephone.....

Date....., 19.....

INSTRUCTIONS: Prepare in quadruplicate. First three copies to Department of Minerals with remittance. Last copy for your file.

STATE OF NEVADA
 DEPARTMENT OF MINERALS
 400 W. King Street, Suite 106
 Carson City, Nevada 89710
 Telephone (702) 687-5050

Original—Dept. Prod. File
 Duplicate—Dept. NBM&G File
 Triplicate—Dept. Acctg.
 Quadruplicate—Operator's File

000N

8285 829 88151 88171
 PRODUCER'S MONTHLY REPORT

000E H

This report to be filed by the end of the month following the month herein reported.

Company Western General Inc Address Box 681569 Park City UT 84048

Lease NV4242 Pool Kate Spring County NYE Month of December, 19 90

LOCATION					OIL AND WATER (BBLs.)				GAS			No. days prod.	Status: Flowing, Pumping, Gas Lift, etc.	
Well No.	Permit No.	Sec.	Twp.	Rge.	Net oil prod.*	Net Oil sold*	Grav.	Water Prod.†	Tot. gas Prod. MCF	Gas-oil ratio	Date of test			
		88171 01.188												
<u>KATE</u>		01.188												
<u>1</u>	<u>436</u>	<u>2</u>	<u>8N</u>	<u>57E</u>										<u>TA</u>
<u>1A</u>	<u>560</u>	<u>2</u>	<u>8N</u>	<u>57E</u>	17033 <u>17033</u>	<u>17688</u>	<u>10.5</u>		<u>2402</u>			<u>29</u>	<u>Flowing</u>	
<u>1B</u>	<u>567</u>	<u>2</u>	<u>8N</u>	<u>57E</u>										<u>TA</u>
<u>ROEMER</u>														
<u>1</u>	<u>602</u>	<u>1</u>	<u>8N</u>	<u>57E</u>										<u>TA</u>

Report based on
 Report of Operator

TOTALS JOSE - PVJ - 108

Report distillate, condensate or other liquid hydrocarbons (other than oil) in this column preceded by an asterisk ().
 †Method of determining water production: Shake out.....Estimate.....Draw off.....

(Following report is on lease basis.)

No. Wells	Total amount oil on lease at beginning of month	Actual oil produced	DISPOSITION OF OIL			Total amount oil on lease	Total capacity lease tanks
			Bbls. to pipeline	Bbls. to truck or R.R.	Name of transporter		
47	2900	17033		17688	PER	2900	4230

GAS

MCF used on lease..... 1056 Used for Gas Lift
MCF sold..... MCF used on lease.
MCF blown to air (difference)..... 1316 MCF used on..... lease.
Gas Purchaser..... MCF used on..... lease.

SUMMARY

Barrels oil produced and marketed during month..... 17688
Tax at \$0.05 per barrel..... \$ 884.40
MCF gas produced and marketed during month.....
Tax at \$0.05 per 50,000 MCF..... \$
Total tax monies remitted herewith to Department of Minerals..... \$ 884.40

Remarks:

I hereby certify that the information given herewith is true, correct and complete.

Name Richard Taylor
Position President / Operator
Telephone 301-649-3606
Date 1/31, 1911

INSTRUCTIONS: Prepare in quadruplicate. First three copies to Department of Minerals with remittance. Last copy for your file.

STATE OF NEVADA
 DEPARTMENT OF MINERALS
 400 W. King Street, Suite 106
 Carson City, Nevada 89710
 Telephone (702) 687-5050

Original—Dept. Prod. File
 Duplicate—Dept. NBM&G File
 Triplicate—Dept. Acctg.
 Quadruplicate—Operator's File

PRODUCER'S MONTHLY REPORT

This report to be filed by the end of the month following the month herein reported.

Company Western General Inc Address 8408 ~~150~~ P.O. Box 681569 Park City UT
 Lease N 41242 Pool Kate Springs County NVE Month of November, 1990

LOCATION					OIL AND WATER (BBLs.)				GAS			No. days prod.	Status: Flowing, Pumping, Gas Lift, etc.	
Well No.	Permit No.	Sec.	Twp.	Rge.	Net oil prod.*	Net Oil sold*	Grav.	Water Prod.†	Tot. gas Prod. MCF	Gas-oil ratio	Date of test			
<u>KATE</u> I	436	2	8N	57E										
1A	560	2	8N	57E	22763	20940	105	225	3210			24	FLOWING	
1B	567	2	8N	57E									TA	
<u>ROEMER</u> I	602	1	8N	57E									TA	

RECEIVED
 JAN 07 1991
 Dept. of Minerals

TOTALS

Report distillate, condensate or other liquid hydrocarbons (other than oil) in this column preceded by an asterisk ().

†Method of determining water production: Shake out..... Estimate..... Draw off.....

(Following report is on lease basis.)

No. Wells	Total amount oil on lease at beginning of month	Actual oil produced	DISPOSITION OF OIL			Total amount oil on lease	Total capacity lease tanks
			Bbls. to pipeline	Bbls. to truck or R.R.	Name of transporter		

GAS

MCF used on lease..... Used for Gas Lift
MCF sold..... MCF used on lease.
MCF blown to air (difference)..... MCF used on..... lease.
Gas Purchaser..... MCF used on..... lease.

SUMMARY

Barrels oil produced and marketed during month.....
Tax at \$0.05 per barrel..... \$.....
MCF gas produced and marketed during month.....
Tax at \$0.05 per 50,000 MCF..... \$.....
Total tax monies remitted herewith to Department of Minerals..... \$.....

Remarks:

I hereby certify that the information given herewith is true, correct and complete.

Name.....

Position.....

Telephone.....

Date....., 19.....

INSTRUCTIONS: Prepare in quadruplicate. First three copies to Department of Minerals with remittance. Last copy for your file.

STATE OF NEVADA
 DEPARTMENT OF MINERALS
 400 W. King Street, Suite 106
 Carson City, Nevada 89710
 Telephone (702) 687-5050

Original—Dept. Prod. File
 Duplicate—Dept. NBM&G File
 Triplicate—Dept. Acctg.
 Quadruplicate—Operator's File

COPE PRODUCER'S MONTHLY REPORT

This report to be filed by the end of the month following the month herein reported.

Company Western General Inc Address 1141 P.O. Box 681569 Park City UT
 Lease N41242 Pool Kate Springs County NYE Month of November, 1990

LOCATION					OIL AND WATER (BBL.)				GAS			No. days prod.	Status: Flowing, Pumping, Gas Lift, etc.	
Well No.	Permit No.	Sec.	Twp.	Rge.	Net oil prod.*	Net Oil sold*	Grav.	Water Prod. †	Tot. gas Prod. MCF	Gas-oil ratio	Date of test			
		00.0002												
		00.0001												
<u>KATE</u>		00.0001												
<u>I</u>	<u>436</u>	<u>2</u>	<u>8N</u>	<u>57E</u>										<u>TA</u>
<u>1A</u>	<u>560</u>	<u>2</u>	<u>8N</u>	<u>57E</u>	<u>22763</u>	<u>20940</u>	<u>105</u>	<u>225</u>	<u>3210</u>			<u>24</u>	<u>Flowing</u>	
<u>1B</u>	<u>567</u>	<u>2</u>	<u>8N</u>	<u>57E</u>										<u>TA</u>
<u>ROEMER</u>														
<u>I</u>	<u>602</u>	<u>1</u>	<u>8N</u>	<u>57E</u>										<u>TA</u>

Report based on
 12/15/90

TOTALS 801 net 3002

Report distillate, condensate or other liquid hydrocarbons (other than oil) in this column preceded by an asterisk ().

†Method of determining water production: Shake out..... Estimate..... Draw off.....

(Following report is on lease basis.)

No. Wells	Total amount oil on lease at beginning of month	Actual oil produced	DISPOSITION OF OIL			Total amount oil on lease	Total capacity lease tanks
			Bbls. to pipeline	Bbls. to truck or R.R.	Name of transporter		
4	2167	22763		20970	PSR	3900	4000

GAS

MCF used on lease..... 411 Used for Gas Lift
MCF sold..... MCF used on lease.
MCF blown to air (difference)..... 1798 MCF used on lease.
Gas Purchaser..... MCF used on lease.

SUMMARY

Barrels oil produced and marketed during month..... 20970
Tax at \$0.05 per barrel..... \$ 1047.00
MCF gas produced and marketed during month.....
Tax at \$0.05 per 50,000 MCF..... \$
Total tax monies remitted herewith to Department of Minerals..... \$ 1047.00

Remarks:

I hereby certify that the information given herewith is true, correct and complete.

Name..... Richard [unclear]
Position..... President
Telephone..... 301-615-3606
Date..... 12-31-90, 19.....

INSTRUCTIONS: Prepare in quadruplicate. First three copies to Department of Minerals with remittance. Last copy for your file.

STATE OF NEVADA
 DEPARTMENT OF MINERALS
 400 W. King Street, Suite 106
 Carson City, Nevada 89710
 Telephone (702) 885-5050

Original—Dept. Well File
 Duplicate—Dept. NBM&G File
 Triplicate—Dept. State Treasurer
 Quadruplicate—Producer's File

RECEIVED

PRODUCER'S MONTHLY REPORT

DEC 13 1990

This report to be filed by the end of the month following the month herein reported.

Dept. of Minerals

Company Western General Inc Address P.O. Box 681569
 Lease N41242 Pool Kate Spring County NYE Month of October, 1990

LOCATION					OIL AND WATER (BBLs.)				GAS			No. days prod.	Status: Flowing, Pumping, Gas Lift, etc.
Well No.	Permit No.	Sec.	Twp.	Rge.	Net oil prod.*	Net Oil sold*	Grav.	Water Prod.†	Tot. gas Prod. MCF	Gas-oil ratio	Date of test		
1	436	2	8N	57E	0								TA
1A	560	2	8N	57E	26021	25529	10.5	0	5386			31	Flowing
1B	567	2	8N	57E	0								TA

TOTALS

Report distillate, condensate or other liquid hydrocarbons (other than oil) in this column preceded by an asterisk ().

†Method of determining water production: Shake out.....Estimate.....Draw off.....



(Following report is on lease basis.)

No. Wells	Total amount oil on lease at beginning of month	Actual oil produced	DISPOSITION OF OIL			Total amount oil on lease	Total capacity lease tanks
			Bbls. to pipeline	Bbls. to truck or R.R.	Name of transporter		

GAS

MCF used on lease..... Used for Gas Lift
MCF sold..... MCF used on lease.
MCF blown to air (difference)..... MCF used on.....lease.
Gas Purchaser..... MCF used on.....lease.

SUMMARY

Barrels oil produced and marketed during month.....
Tax at \$0.05 per barrel..... \$.....
MCF gas produced and marketed during month.....
Tax at \$0.05 per 50,000 MCF..... \$.....
Total tax monies remitted herewith to State Treasurer..... \$.....

Remarks:

I hereby certify that the information given herewith is true, correct and complete.

Name.....

Position.....

Telephone.....

Date....., 19.....

INSTRUCTIONS: Prepare in quadruplicate. First two copies to Department of Minerals. Next copy to State Treasurer, Carson City, Nevada with remittance. Last copy for your file.

STATE OF NEVADA
 DEPARTMENT OF MINERALS
 400 W. King Street, Suite 106
 Carson City, Nevada 89710
 Telephone (702) 885-5050

Original—Dept. Well File
 Duplicate—Dept. NBM&G File
 Triplicate—Dept. State Treasurer
 Quadruplicate—Producer's File

0004 7015 820 25220 15015 2221 3
PRODUCER'S MONTHLY REPORT

This report to be filed by the end of the month following the month herein reported.

Company Western General Inc Address 881569
 Lease N4242 Pool Kate Spring County NYE Month of October, 1990

LOCATION					OIL AND WATER (BBLS.)				GAS			No. days prod.	Status: Flowing, Pumping, Gas Lift, etc.	
Well No.	Permit No.	Sec.	Twp.	Rge.	Net oil prod.*	Net Oil sold*	Grav.	Water Prod.†	Tot. gas Prod. MCF	Gas-oil ratio	Date of test			
		PS225 24.251												
		24.251												
1	436	2	8N	57E	0									TA
1A	560	2	8N	57E	26021	25529	105	0	5386			31	Flowing	
1B	567	2	8N	57E	0									TA

Research Dept / Western General Inc
 10/12/90

TOTALS 801 810

Report distillate, condensate or other liquid hydrocarbons (other than oil) in this column preceded by an asterisk ().

†Method of determining water production: Shake out.....Estimate.....Draw off.....

(Following report is on lease basis.)

No. Wells	Total amount oil on lease at beginning of month	Actual oil produced	DISPOSITION OF OIL			Total amount oil on lease	Total capacity lease tanks
			Bbls. to pipeline	Bbls. to truck or R.R.	Name of transporter		

GAS

MCF used on lease..... Used for Gas Lift
MCF sold..... MCF used on lease.
MCF blown to air (difference)..... MCF used on..... lease.
Gas Purchaser..... MCF used on..... lease.

SUMMARY

Barrels oil produced and marketed during month.....
Tax at \$0.05 per barrel..... \$.....
MCF gas produced and marketed during month.....
Tax at \$0.05 per 50,000 MCF..... \$.....
Total tax monies remitted herewith to State Treasurer..... \$.....

Remarks:

I hereby certify that the information given herewith is true, correct and complete.

Name.....

Position.....

Telephone.....

Date....., 19.....

INSTRUCTIONS: Prepare in quadruplicate. First two copies to Department of Minerals. Next copy to State Treasurer, Carson City, Nevada with remittance. Last copy for your file.

STATE OF NEVADA
 DEPARTMENT OF MINERALS
 400 W. King Street, Suite 106
 Carson City, Nevada 89710
 Telephone (702) 885-5050

Original—Dept. Well File
 Duplicate—Dept. NBM&G File
 Triplicate—Dept. State Treasurer
 Quadruplicate—Producer's File

NOV 07 1990

Dept. of Minerals

PRODUCER'S MONTHLY REPORT

This report to be filed by the end of the month following the month herein reported.

Company Western General Inc Address PO Box 681569 Park City UT 84068
 Lease N41242 Pool Kate Spring County NYE Month of September, 1990

LOCATION					OIL AND WATER (BBLs.)				GAS			No. days prod.	Status: Flowing, Pumping, Gas Lift, etc.
Well No.	Permit No.	Sec.	Twp.	Rge.	Net oil prod.*	Net Oil sold*	Grav.	Water Prod.†	Tot. gas Prod. MCF	Gas-oil ratio	Date of test		
1	436	2	8N	57E	0								Shut in
1A	560	2	8N	57E	31003	28825	10.5	0	6418			30	Flowing
1B	567	2	8N	57E	0								Shut in

TOTALS

Report distillate, condensate or other liquid hydrocarbons (other than oil) in this column preceded by an asterisk ().

†Method of determining water production: Shake out.....Estimate.....Draw off.....

(Following report is on lease basis.)

No. Wells	Total amount oil on lease at beginning of month	Actual oil produced	DISPOSITION OF OIL			Total amount oil on lease	Total capacity lease tanks
			Bbbs. to pipeline	Bbbs. to truck or R.R.	Name of transporter		

GAS

MCF used on lease..... Used for Gas Lift
MCF sold..... MCF used on lease.
MCF blown to air (difference)..... MCF used on.....lease.
Gas Purchaser..... MCF used on.....lease.

SUMMARY

Barrels oil produced and marketed during month.....
Tax at \$0.05 per barrel..... \$.....
MCF gas produced and marketed during month.....
Tax at \$0.05 per 50,000 MCF..... \$.....
Total tax monies remitted herewith to State Treasurer..... \$.....

Remarks:

[Faint handwritten notes and signatures in the Remarks section]

I hereby certify that the information given herewith is true, correct and complete.

Name.....

Position.....

Telephone.....

Date....., 19.....

INSTRUCTIONS: Prepare in quadruplicate. First two copies to Department of Minerals. Next copy to State Treasurer, Carson City, Nevada with remittance. Last copy for your file.

STATE OF NEVADA
 DEPARTMENT OF MINERALS
 400 W. King Street, Suite 106
 Carson City, Nevada 89710
 Telephone (702) 885-5050

Original—Dept. Well File
 Duplicate—Dept. NBM&G File
 Triplicate—Dept. State Treasurer
 Quadruplicate—Producer's File

PRODUCER'S MONTHLY REPORT

This report to be filed by the end of the month following the month herein reported.

Company: Western General Inc Address: 48000 Box 681569 Park City UT 84068
 Lease: N41242 Pool: Kate Spring County: NYE Month of: September, 1990

Well No.	LOCATION				OIL AND WATER (BBLs.)				GAS			No. days prod.	Status: Flowing, Pumping, Gas Lift, etc.
	Permit No.	Sec.	Twp.	Rge.	Net oil prod.*	Net Oil sold*	Grav.	Water Prod. †	Tot. gas Prod. MCF	Gas-oil ratio	Date of test		
1	436	2	8N	57E	0								Shut in
1A	560	2	8N	57E	31003	28825	10.5	0	6418			30	Flowing
1B	567	2	8N	57E	0								Shut in

TOTALS

Report distillate, condensate or other liquid hydrocarbons (other than oil) in this column preceded by an asterisk ().

†Method of determining water production: Shake out..... Estimate..... Draw off.....

(Following report is on lease basis.)

No. Wells	Total amount oil on lease at beginning of month	Actual oil produced	DISPOSITION OF OIL			Total amount oil on lease	Total capacity lease tanks
			Bbis. to pipeline	Bbis. to truck or R.R.	Name of transporter		

GAS

MCF used on lease..... Used for Gas Lift
MCF sold.....MCF used on lease.
MCF blown to air (difference).....MCF used on.....lease.
Gas Purchaser.....MCF used on.....lease.

SUMMARY

Barrels oil produced and marketed during month.....
Tax at \$0.05 per barrel..... \$.....
MCF gas produced and marketed during month.....
Tax at \$0.05 per 50,000 MCF..... \$.....
Total tax monies remitted herewith to State Treasurer..... \$.....

Remarks:

I hereby certify that the information given herewith is true, correct and complete.

Name.....

Position.....

Telephone.....

Date....., 19.....

INSTRUCTIONS: Prepare in quadruplicate. First two copies to Department of Minerals. Next copy to State Treasurer, Carson City, Nevada with remittance. Last copy for your file.

STATE OF NEVADA
 DEPARTMENT OF MINERALS
 400 W. King Street, Suite 106
 Carson City, Nevada 89710
 Telephone (702) 687-5050

Original—Dept. Prod. File
 Duplicate—Dept. NBM&G File
 Triplicate—Dept. Acctg.
 Quadruplicate—Operator's File

RECEIVED

NOV 07 1990

PRODUCER'S MONTHLY REPORT

This report to be filed by the end of the month following the month herein reported.

Dept. of Minerals

Company Western General Inc

Address PO Box 681569 Park City Utah
84068

Lease N41242 Pool Katespring County NYE Month of August, 1990

LOCATION					OIL AND WATER (BBLs.)				GAS			No. days prod.	Status: Flowing, Pumping, Gas Lift, etc.	
Well No.	Permit No.	Sec.	Twp.	Rge.	Net oil prod.*	Net Oil sold*	Grav.	Water Prod.†	Tot. gas Prod. MCF	Gas-oil ratio	Date of test			
<u>1</u>	<u>436</u>	<u>2</u>	<u>8N</u>	<u>57E</u>	<u>0</u>									<u>Shut in</u>
<u>1A</u>	<u>560</u>	<u>2</u>	<u>8N</u>	<u>57E</u>	<u>28551</u>	<u>28019</u>	<u>10.5</u>	<u>0</u>	<u>5910</u>			<u>31</u>		<u>Flowing</u>
<u>1B</u>		<u>2</u>	<u>8N</u>	<u>57E</u>	<u>0</u>									<u>Shut in</u>
TOTALS														

Report distillate, condensate or other liquid hydrocarbons (other than oil) in this column preceded by an asterisk ().

†Method of determining water production: Shake out..... Estimate..... Draw off.....

(Following report is on lease basis.)

No. Wells	Total amount oil on lease at beginning of month	Actual oil produced	DISPOSITION OF OIL			Total amount oil on lease	Total capacity lease tanks
			Bbls. to pipeline	Bbls. to truck or R.R.	Name of transporter		

GAS

MCF used on lease..... Used for Gas Lift
MCF sold..... MCF used on lease.
MCF blown to air (difference)..... MCF used on..... lease.
Gas Purchaser..... MCF used on..... lease.

SUMMARY

Barrels oil produced and marketed during month.....
Tax at \$0.05 per barrel..... \$.....
MCF gas produced and marketed during month.....
Tax at \$0.05 per 50,000 MCF..... \$.....
Total tax monies remitted herewith to Department of Minerals..... \$.....

Remarks:

[Faint handwritten notes and signatures are visible in this section.]

I hereby certify that the information given herewith is true, correct and complete.

Name.....

Position.....

Telephone.....

Date....., 19.....

INSTRUCTIONS: Prepare in quadruplicate. First three copies to Department of Minerals with remittance. Last copy for your file.

STATE OF NEVADA
 DEPARTMENT OF MINERALS
 400 W. King Street, Suite 106
 Carson City, Nevada 89710
 Telephone (702) 687-5050

Original—Dept. Prod. File
 Duplicate—Dept. NBM&G File
 Triplicate—Dept. Acctg.
 Quadruplicate—Operator's File

0004 2121 1212 PRODUCER'S MONTHLY REPORT 1782 0E01 E

This report to be filed by the end of the month following the month herein reported.

Company Western General Inc Address PO Box 68,569 Park City Utah 84068
 Lease N41242 Pool Kate Spring County NYE Month of August, 1990

LOCATION					OIL AND WATER (BBL.)				GAS			No. days prod.	Status: Flowing, Pumping, Gas Lift, etc.	
Well No.	Permit No.	Sec.	Twp.	Rge.	Net oil prod.*	Net Oil sold*	Grav.	Water Prod. †	Tot. gas Prod. MCF	Gas-oil ratio	Date of test			
		P1082 2P,00M												
		2P,00M												
1	436	2	8N	57E	0									Shut in
1A	560	2	8N	57E	28551	28019	14.5	0	5910			31		Flowing
1B		2	8N	57E	0									Shut in

TOTALS 801 Net 2900

Report distillate, condensate or other liquid hydrocarbons (other than oil) in this column preceded by an asterisk ().

†Method of determining water production: Shake out..... Estimate..... Draw off.....

(Following reports on lease basis.)

No. Wells	Total amount oil on lease at beginning of month	Actual oil produced	DISPOSITION OF OIL			Total amount oil on lease	Total capacity lease tanks
			Bbbs. to pipeline	Bbbs. to truck or R.R.	Name of transporter		
3	1030	23551		28019	PSR	1515	4000

GAS

MCF used on lease..... Used for Gas Lift *W*
MCF sold..... MCF used on lease.
MCF blown to air (difference)..... MCF used on.....lease.
Gas Purchaser..... MCF used on.....lease.

SUMMARY

Barrels oil produced and marketed during month..... *23019*
Tax at \$0.05 per barrel..... \$ *1150.95*
MCF gas produced and marketed during month.....
Tax at \$0.05 per 50,000 MCF..... \$
Total tax monies remitted herewith to Department of Minerals..... \$ *1150.95*

Remarks:

Production 15 2017 24 1975 12875 410 47 2 102 1/2
Production 15 2018 24 1975 12875 410 47 2 102 1/2
Production 15 2019 24 1975 12875 410 47 2 102 1/2

I hereby certify that the information given herewith is true, correct and complete.

Name..... *Walter G. ... R. Taylor*
Position..... *President*
Telephone..... *801 641 3606*
Date..... *11/15/10*, 19.....

INSTRUCTIONS: Prepare in quadruplicate. First three copies to Department of Minerals with remittance. Last copy for your file.

STATE OF NEVADA
 DEPARTMENT OF MINERALS
 400 W. King Street, Suite 106
 Carson City, Nevada 89710
 Telephone (702) 687-5050

Original—Dept. Prod. File
 Duplicate—Dept. NBM&G File
 Triplicate—Dept. Acctg.
 Quadruplicate—Operator's File

RECEIVED

AUG 31 1990

PRODUCER'S MONTHLY REPORT

This report to be filed by the end of the month following the month herein reported Dept. of Minerals

Company Western General Inc Address Box 681569 Park City UT 84068
 Lease N41242 Pool Kate Spring County NYE Month of July, 1990

LOCATION					OIL AND WATER (BBLS.)				GAS			No. days prod.	Status: Flowing, Pumping, Gas Lift, etc.
Well No.	Permit No.	Sec.	Twp.	Rge.	Net oil prod.*	Net Oil sold*	Grav.	Water Prod.†	Tot. gas Prod. MCF	Gas-oil ratio	Date of test		
1	436	2	8N	57E	0								Shut in
1A	560	2	8N	57E	22213	24433	10.5	0	4598			31	Flowing
TOTALS													

Report distillate, condensate or other liquid hydrocarbons (other than oil) in this column preceded by an asterisk ().

†Method of determining water production: Shake out.....Estimate.....Draw off.....

(Following report is on lease basis.)

No. Wells	Total amount oil on lease at beginning of month	Actual oil produced	DISPOSITION OF OIL			Total amount oil on lease	Total capacity lease tanks
			Bbls. to pipeline	Bbls. to truck or R.R.	Name of transporter		

GAS

MCF used on lease.....	Used for Gas Lift
MCF sold.....	MCF used on lease.....
MCF blown to air (difference).....	MCF used on.....lease.
Gas Purchaser.....	MCF used on.....lease.

SUMMARY

Barrels oil produced and marketed during month.....

Tax at \$0.05 per barrel..... \$.....

MCF gas produced and marketed during month.....

Tax at \$0.05 per 50,000 MCF..... \$.....

Total tax monies remitted herewith to Department of Minerals..... \$.....

Remarks:

I hereby certify that the information given herewith is true, correct and complete.

Name.....

Position.....

Telephone.....

Date....., 19.....

INSTRUCTIONS: Prepare in quadruplicate. First three copies to Department of Minerals with remittance. Last copy for your file.

STATE OF NEVADA
 DEPARTMENT OF MINERALS
 400 W. King Street, Suite 106
 Carson City, Nevada 89710
 Telephone (702) 687-5050

Original—Dept. Prod. File
 Duplicate—Dept. NBM&G File
 Triplicate—Dept. Acctg.
 Quadruplicate—Operator's File

PRODUCER'S MONTHLY REPORT

This report to be filed by the end of the month following the month herein reported.

Company Western General Inc Address Box 681569 Park City, UT 84408
 Lease N41242 Pool Kate Spring County NYE Month of July, 1990

LOCATION					OIL AND WATER (BBLs.)				GAS			No. days prod.	Status: Flowing, Pumping, Gas Lift, etc.	
Well No.	Permit No.	Sec.	Twp.	Rge.	Net oil prod.*	Net Oil sold*	Grav.	Water Prod. †	Tot. gas Prod. MCF	Gas-oil ratio	Date of test			
		EE445 20.1551												
1	436	20.1551 2 8N 57E			0									Shut in
1A	560	2 8N 57E			22213	24433	10.5	0	4598			31		Flowing

TOTALS

2025-PPJ-108

Report distillate, condensate or other liquid hydrocarbons (other than oil) in this column preceded by an asterisk ().

†Method of determining water production: Shake out..... Estimate..... Draw off.....

(Following report is on lease basis.)

No. Wells	Total amount oil on lease at beginning of month	Actual oil produced	DISPOSITION OF OIL			Total amount oil on lease	Total capacity lease tanks
			Bbls. to pipeline	Bbls. to truck or R.R.	Name of transporter		
2	3372	2243		24433	PRR	850	1000

GAS

MCF used on lease..... Used for Gas Lift
MCF sold..... MCF used on lease.
MCF blown to air (difference)..... MCF used on..... lease.
Gas Purchaser..... MCF used on..... lease.

SUMMARY

Barrels oil produced and marketed during month..... 24433
Tax at \$0.05 per barrel..... \$ 1221.65
MCF gas produced and marketed during month.....
Tax at \$0.05 per 50,000 MCF..... \$
Total tax monies remitted herewith to Department of Minerals..... \$ 1221.65

Remarks:

I hereby certify that the information given herewith is true, correct and complete.

Name..... Richard Taylor
Position..... Executive
Telephone..... 301-479-3600
Date..... 3-21-70 19.....

INSTRUCTIONS: Prepare in quadruplicate. First three copies to Department of Minerals with remittance. Last copy for your file.

STATE OF NEVADA
 DEPARTMENT OF MINERALS
 400 W. King Street, Suite 106
 Carson City, Nevada 89710
 Telephone (702) 885-5050

Original—Dept. Well File
 Duplicate—Dept. NBM&G File
 Triplicate—Dept. State Treasurer
 Quadruplicate—Dept. Producer's File

AUG 10 1990

PRODUCER'S MONTHLY REPORT

Dept. of Minerals

This report to be filed by the end of the month following the month herein reported.

Company Western General Inc Address Box 681569 Park City UT 84068
 Lease N41242 Pool Kate Spring County NYE Month of June 1990

LOCATION					OIL AND WATER (BBLs.)				GAS			No. days prod.	Status: Flowing, Pumping, Gas Lift, etc.
Well No.	Permit No.	Sec.	Twp.	Rge.	Net oil prod.*	Net Oil sold*	Grav.	Water Prod. †	Tot. gas Prod. MCF	Gas-oil ratio	Date of test		
1	436	2	8N	57E	0								Shut in
1A	560	2	8N	57E	27072	25054	10.5	0	5604			30	Flowing

TOTALS

Report distillate, condensate or other liquid hydrocarbons (other than oil) in this column preceded by an asterisk ().

†Method of determining water production: Shake out.....Estimate.....Draw off.....

(Following report is on lease basis.)

No. Wells	Total amount oil on lease at beginning of month	Actual oil produced	DISPOSITION OF OIL			Total amount oil on lease	Total capacity lease tanks
			Bbls. to pipeline	Bbls. to truck or R.R.	Name of transporter		

GAS

MCF used on lease..... Used for Gas Lift
MCF sold..... MCF used on lease.
MCF blown to air (difference)..... MCF used on..... lease.
Gas Purchaser..... MCF used on..... lease.

SUMMARY

Barrels oil produced and marketed during month.....
Tax at \$0.05 per barrel..... \$.....
MCF gas produced and marketed during month.....
Tax at \$0.05 per 50,000 MCF..... \$.....
Total tax monies remitted herewith to State Treasurer..... \$.....

Remarks:

I hereby certify that the information given herewith is true, correct and complete.

Name.....

Position.....

Telephone.....

Date....., 19.....

INSTRUCTIONS: Prepare in quadruplicate. First two copies to Department of Minerals. Next copy to State Treasurer, Carson City, Nevada with remittance. Last copy for your file.

STATE OF NEVADA
 DEPARTMENT OF MINERALS
 400 W. King Street, Suite 106
 Carson City, Nevada 89710
 Telephone (702) 885-5050

Original—Dept. Well File
 Duplicate—Dept. NBM&G File
 Triplicate—Dept. State Treasurer
 Quadruplicate—Producer's File

0004 STEE 017A 12005 STATE JOHN 2
PRODUCER'S MONTHLY REPORT

This report to be filed by the end of the month following the month herein reported.

Company Western General Inc Address Box 681569 Park City UT 84068
 Lease N41242 Pool Kate Spring County NYE Month of June, 1990

LOCATION					OIL AND WATER (BBLs.)				GAS			No. days prod.	Status: Flowing, Pumping, Gas Lift, etc.	
Well No.	Permit No.	Sec.	Twp.	Rge.	Net oil prod.*	Net Oil sold*	Grav.	Water Prod. †	Tot. gas Prod. MCF	Gas-oil ratio	Date of test			
		42026 09.5251												
1	436	2	8N	57E	0									Shut in
1A	560	2	8N	57E	27072	25054	10.5	0	5604			30		Flowing

Richard Taylor
 T-612-8

TOTALS 2025-PRJ-108

Report distillate, condensate or other liquid hydrocarbons (other than oil) in this column preceded by an asterisk (*).

†Method of determining water production: Shake out.....Estimate.....Draw off.....

(Following report is on lease basis.)

No. Wells	Total amount oil on lease at beginning of month	Actual oil produced	DISPOSITION OF OIL			Total amount oil on lease	Total capacity lease tanks
			Bbls. to pipeline	Bbls. to truck or R.R.	Name of transporter		
2	1406	27072		25054	Petro Source	3372	4000

GAS

MCF used on lease..... Used for Gas Lift
MCF sold..... MCF used on lease.
MCF blown to air (difference)..... MCF used on..... lease.
Gas Purchaser..... MCF used on..... lease.

SUMMARY

Barrels oil produced and marketed during month..... 25054
Tax at \$0.05 per barrel..... \$ 1252.70
MCF gas produced and marketed during month.....
Tax at \$0.05 per 50,000 MCF..... \$
Total tax monies remitted herewith to State Treasurer..... \$ 1252.70

Remarks:

I hereby certify that the information given herewith is true, correct and complete.

Name.....

Position.....

Telephone.....

Date....., 19.....

INSTRUCTIONS: Prepare in quadruplicate. First two copies to Department of Minerals. Next copy to State Treasurer, Carson City, Nevada with remittance. Last copy for your file.

STATE OF NEVADA
 DEPARTMENT OF MINERALS
 400 W. King Street, Suite 106
 Carson City, Nevada 89710
 Telephone (702) 885-5050

Original—Dept. Well File
 Duplicate—Dept. NBM&G File
 Triplicate—Dept. State Treasurer
 Quadruplicate—Producer's File

RECEIVED

JUL 09 1990

PRODUCER'S MONTHLY REPORT

This report to be filed by the end of the month following the month here reported.

Dept. of Minerals

Company Western General, Inc Address 1530 Chesapeake Ave Naples Fla 33962
 Lease N-41242 Pool KATE County NYE Month of May, 1990

LOCATION					OIL AND WATER (BBLs.)				GAS			No. days prod.	Status: Flowing, Pumping, Gas Lift, etc.	
Well No.	Permit No.	Sec.	Twp.	Rge.	Net oil prod.*	Net Oil sold*	Grav.	Water Prod. †	Tot. gas Prod. MCF	Gas-oil ratio	Date of test			
1	436	2	8N	57E	0									shut in
1A	560	2	8N	57E	18178	17629	10.5	0	3763			29		Flowing

TOTALS

Report distillate, condensate or other liquid hydrocarbons (other than oil) in this column preceded by an asterisk ().

†Method of determining water production: Shake out.....Estimate.....Draw off.....

(Following report is on lease basis.)

No. Wells	Total amount oil on lease at beginning of month	Actual oil produced	DISPOSITION OF OIL			Total amount oil on lease	Total capacity lease tanks
			Bbls. to pipeline	Bbls. to truck or R.R.	Name of transporter		

GAS

MCF used on lease..... Used for Gas Lift
MCF sold..... MCF used on lease.
MCF blown to air (difference)..... MCF used on.....lease.
Gas Purchaser..... MCF used on.....lease.

SUMMARY

Barrels oil produced and marketed during month.....
Tax at \$0.05 per barrel..... \$.....
MCF gas produced and marketed during month.....
Tax at \$0.05 per 50,000 MCF..... \$.....
Total tax monies remitted herewith to State Treasurer..... \$.....

Remarks:

I hereby certify that the information given herewith is true, correct and complete.

Name.....

Position.....

Telephone.....

Date....., 19.....

INSTRUCTIONS: Prepare in quadruplicate. First two copies to Department of Minerals. Next copy to State Treasurer, Carson City, Nevada with remittance. Last copy for your file.

STATE OF NEVADA
 DEPARTMENT OF MINERALS
 400 W. King Street, Suite 106
 Carson City, Nevada 89710
 Telephone (702) 885-5050

Original—Dept. Well File
 Duplicate—Dept. NBM&G File
 Triplicate—Dept. State Treasurer
 Quadruplicate—Producer's File

00014 20P1 0159 85181 588 5
PRODUCER'S MONTHLY REPORT

This report to be filed by the end of the month following the month herein reported.

Company Western General Inc Address 5550 Chesapeake Ave Naples Fl 33962
 Lease N41242 Pool KATE County NYE Month of May, 1990

LOCATION					OIL AND WATER (BBLs.)				GAS			No. days prod.	Status: Flowing, Pumping, Gas Lift, etc.	
Well No.	Permit No.	Sec.	Twp.	Rge.	Net oil prod.*	Net Oil sold*	Grav.	Water Prod.†	Tot. gas Prod. MCF	Gas-oil ratio	Date of test			
		15N31												
		24.188												
1	436	24.188	8N	57E	0									shut in
1A	560	2	8N	57E	18178	17629	10.5	0	3763			29		Flowing

Richard Taylor
 Operator

TOTALS

801 P.M. 3000

Report distillate, condensate or other liquid hydrocarbons (other than oil) in this column preceded by an asterisk ().

†Method of determining water production: Shake out.....Estimate.....Draw off.....

(Following report is on lease basis.)

No. Wells	Total amount oil on lease at beginning of month	Actual oil produced	DISPOSITION OF OIL			Total amount oil on lease	Total capacity lease tanks
			Bbbs. to pipeline	Bbbs. to truck or R.R.	Name of transporter		
		3 1/2		1 1/2	Smith	1 1/2	

GAS

MCF used on lease.....
 MCF sold.....
 MCF blown to air (difference).....
 Gas Purchaser.....

Used for Gas Lift
 MCF used on lease.
 MCF used on.....lease.
 MCF used on.....lease.

SUMMARY

Barrels oil produced and marketed during month.....
 Tax at \$0.05 per barrel..... \$.....
 MCF gas produced and marketed during month.....
 Tax at \$0.05 per 50,000 MCF..... \$.....
 Total tax monies remitted herewith to State Treasurer..... \$.....

Remarks:

I hereby certify that the information given herewith is true, correct and complete.

Name.....
 Position.....
 Telephone.....
 Date....., 19.....

INSTRUCTIONS: Prepare in quadruplicate. First two copies to Department of Minerals. Next copy to State Treasurer, Carson City, Nevada with remittance. Last copy for your file.

STATE OF NEVADA
 DEPARTMENT OF MINERALS
 400 W. King Street, Suite 106
 Carson City, Nevada 89710
 Telephone (702) 885-5050

Original—Dept. Well File
 Duplicate—Dept. NBM&G File
 Triplicate—Dept. State Treasurer
 Quadruplicate—Producer's File

RECEIVED

PRODUCER'S MONTHLY REPORT

MAY 29 1990

This report to be filed by the end of the month following the month herein reported

DEPT OF MINERALS

Company Western General Inc Address 1530 Chesapeake Ave Naples Fla
 Lease N-41242 Pool _____ County NYE Month of April, 1990

LOCATION					OIL AND WATER (BBLs.)				GAS			No. days prod.	Status: Flowing, Pumping, Gas Lift, etc.
Well No.	Permit No.	Sec.	Twp.	Rge.	Net oil prod.*	Net Oil sold*	Grav.	Water Prod.†	Tot. gas Prod. MCF	Gas-oil ratio	Date of test		
1	436	2	8N	57E	0	—	—	—	—	—	—	—	Shut In
1A	560	2	8N	57E	10535	12932	10.5	0	2181			27	Flowing

TOTALS

Report distillate, condensate or other liquid hydrocarbons (other than oil) in this column preceded by an asterisk ().

†Method of determining water production: Shake out.....Estimate.....Draw off.....

(Following report is on lease basis.)

No. Wells	Total amount oil on lease at beginning of month	Actual oil produced	DISPOSITION OF OIL			Total amount oil on lease	Total capacity lease tanks
			Bbls. to pipeline	Bbls. to truck or R.R.	Name of transporter		

GAS

MCF used on lease..... Used for Gas Lift
MCF sold..... MCF used on lease.
MCF blown to air (difference)..... MCF used on.....lease.
Gas Purchaser..... MCF used on.....lease.

SUMMARY

Barrels oil produced and marketed during month.....
Tax at \$0.05 per barrel..... \$.....
MCF gas produced and marketed during month.....
Tax at \$0.05 per 50,000 MCF..... \$.....
Total tax monies remitted herewith to State Treasurer..... \$.....

Remarks:

I hereby certify that the information given herewith is true, correct and complete.

Name.....

Position.....

Telephone.....

Date....., 19.....

INSTRUCTIONS: Prepare in quadruplicate. First two copies to Department of Minerals. Next copy to State Treasurer, Carson City, Nevada with remittance. Last copy for your file.

STATE OF NEVADA
 DEPARTMENT OF MINERALS
 400 W. King Street, Suite 106
 Carson City, Nevada 89710
 Telephone (702) 885-5050

Original—Dept. Well File
 Duplicate—Dept. NBM&G File
 Triplicate—Dept. State Treasurer
 Quadruplicate—Producer's File

0004 588 885 838 5
 PRODUCER'S MONTHLY REPORT

This report to be filed by the end of the month following the month herein reported.

Company Western General Inc Address 55830 Chesapeake Ave Naples Fla
 Lease N-41242 Pool _____ County NYE Month of April 1990

LOCATION					OIL AND WATER (BBLs.)				GAS				Status: Flowing, Pumping, Gas Lift, etc.
Well No.	Permit No.	Sec.	Twp.	Rge.	Net oil prod.*	Net Oil sold*	Grav.	Water Prod.†	Tot. gas Prod. MCF	Gas-oil ratio	Date of test	No. days prod.	
	58951 02-JHJ												
	02-JHJ												
I	436	2	8N	57E	0	—	—	—	—	—	—	—	Shut In
IA	560	2	8N	52E	10535	12932	10.5	0	2181			27	Flowing

Report Gas
 Report Oil
 Report Water

TOTALS 813-27-252

Report distillate, condensate or other liquid hydrocarbons (other than oil) in this column preceded by an asterisk ().

†Method of determining water production: Shake out.....Estimate.....Draw off.....

(Following report is on lease basis.)

No. Wells	Total amount oil on lease at beginning of month	Actual oil produced	DISPOSITION OF OIL			Total amount oil on lease	Total capacity lease tanks
			Bbbs. to pipeline	Bbbs. to truck or R.R.	Name of transporter		
1	1000	1000		1000	1000	1000	

GAS

MCF used on lease.....*1000*..... Used for Gas Lift
MCF sold..... MCF used on lease.
MCF blown to air (difference)..... MCF used on..... lease.
Gas Purchaser..... MCF used on..... lease.

SUMMARY

Barrels oil produced and marketed during month.....*1000*
Tax at \$0.05 per barrel..... \$.....
MCF gas produced and marketed during month.....
Tax at \$0.05 per 50,000 MCF..... \$.....
Total tax monies remitted herewith to State Treasurer..... \$.....*50.00*

Remarks:

I hereby certify that the information given herewith is true, correct and complete.

Name.....*[Signature]*.....

Position.....*[Signature]*.....

Telephone.....*[Signature]*.....

Date.....*8/1/10*....., 19.....

INSTRUCTIONS: Prepare in quadruplicate. First two copies to Department of Minerals. Next copy to State Treasurer, Carson City, Nevada with remittance. Last copy for your file.

STATE OF NEVADA
 DEPARTMENT OF MINERALS
 400 W. King Street, Suite 106
 Carson City, Nevada 89710
 Telephone (702) 885-5050

Original—Dept. Well File
 Duplicate—Dept. NBM&G File
 Triplicate—Dept. State Treasurer
 Quadruplicate—Producer's File

RECEIVED

MAY 17 1990

PRODUCER'S MONTHLY REPORT

DEPT OF MINERALS

This report to be filed by the end of the month following the month herein reported.

Company Western General Inc Address 1530 Chesapeake Ave Naples Fl
 Lease N41242 Pool _____ County NYE Month of March, 1990

LOCATION					OIL AND WATER (BBL.)				GAS			No. days prod.	Status: Flowing, Pumping, Gas Lift, etc.
Well No.	Permit No.	Sec.	Twp.	Rge.	Net oil prod.*	Net Oil sold*	Grav.	Water Prod. †	Tot. gas Prod. MCF	Gas-oil ratio	Date of test		
1	436	2	8N	57E	0	0	0	0	—	—	—	0	Shut IN
1A	560	2	8N	57E	15,192	13,888	10.5	0	3145	—	—	28	Flowing

TOTALS

Report distillate, condensate or other liquid hydrocarbons (other than oil) in this column preceded by an asterisk ().

†Method of determining water production: Shake out.....Estimate.....Draw off.....

(Following report is on lease basis.)

No. Wells	Total amount oil on lease at beginning of month	Actual oil produced	DISPOSITION OF OIL			Total amount oil on lease	Total capacity lease tanks
			Bbls. to pipeline	Bbls. to truck or R.R.	Name of transporter		

GAS

MCF used on lease..... Used for Gas Lift
MCF sold..... MCF used on lease.
MCF blown to air (difference)..... MCF used on.....lease.
Gas Purchaser..... MCF used on.....lease.

SUMMARY

Barrels oil produced and marketed during month.....
Tax at \$0.05 per barrel..... \$.....
MCF gas produced and marketed during month.....
Tax at \$0.05 per 50,000 MCF..... \$.....
Total tax monies remitted herewith to State Treasurer..... \$.....

Remarks:

I hereby certify that the information given herewith is true, correct and complete.

Name.....

Position.....

Telephone.....

Date....., 19.....

INSTRUCTIONS: Prepare in quadruplicate. First two copies to Department of Minerals. Next copy to State Treasurer, Carson City, Nevada with remittance. Last copy for your file.

STATE OF NEVADA
 DEPARTMENT OF MINERALS
 400 W. King Street, Suite 106
 Carson City, Nevada 89710
 Telephone (702) 885-5050

Original—Dept. Well File
 Duplicate—Dept. NBM&G File
 Triplicate—Dept. State Treasurer
 Quadruplicate—Producer's File

0004

8338 3338 13888 3338 12121 2215 5
PRODUCER'S MONTHLY REPORT

This report to be filed by the end of the month following the month herein reported.

Company Western General Inc Address 555/530 Chesapeake Ave Napa, Fla
 Lease N41242 Pool _____ County NYE Month of March, 1990
 ESP

LOCATION					OIL AND WATER (BBLs.)				GAS			No. days prod.	Status: Flowing, Pumping, Gas Lift, etc.	
Well No.	Permit No.	Sec.	Twp.	Rge.	Net oil prod.*	Net Oil sold*	Grav.	Water Prod.†	Tot. gas Prod. MCF	Gas-oil ratio	Date of test			
		8338 04.496												
		04.496												
1	436	2	8N	57E	0	0	0	0	—	—	—	0	Shot In	
1A	560	2	8N	57E	15,192	13,888	10.5	0	3145	—	—	28	Flowing	

Richard Taylor
 President
 2005-2008-818

TOTALS

Report distillate, condensate or other liquid hydrocarbons (other than oil) in this column preceded by an asterisk ().

†Method of determining water production: Shake out..... Estimate..... Draw off.....

(Following report is on lease basis.)

No. Wells	Total amount oil on lease at beginning of month	Actual oil produced	DISPOSITION OF OIL			Total amount oil on lease	Total capacity lease tanks
			Bbbs. to pipeline	Bbbs. to truck or R.R.	Name of transporter		
		12,515		12,515	Pub.	31,170	4,000

GAS

MCF used on lease.....
MCF sold.....
MCF blown to air (difference).....
Gas Purchaser.....

Used for Gas Lift
.....MCF used on lease.
.....MCF used on.....lease.
.....MCF used on.....lease.

SUMMARY

Barrels oil produced and marketed during month.....
Tax at \$0.05 per barrel..... \$.....
MCF gas produced and marketed during month.....
Tax at \$0.05 per 50,000 MCF..... \$.....
Total tax monies remitted herewith to State Treasurer..... \$.....

Remarks:

I hereby certify that the information given herewith is true, correct and complete.

Name.....

Position.....

Telephone.....

Date....., 19.....

INSTRUCTIONS: Prepare in quadruplicate. First two copies to Department of Minerals. Next copy to State Treasurer, Carson City, Nevada with remittance. Last copy for your file.

STATE OF NEVADA
 DEPARTMENT OF MINERALS
 400 W. King Street, Suite 106
 Carson City, Nevada 89710
 Telephone (702) 885-5050

Original—Dept. Well File
 Duplicate—Dept. NBM&G File
 Triplicate—Dept. State Treasurer
 Quadruplicate—Producer's File

RECEIVED

MAY 17 1990

PRODUCER'S MONTHLY REPORT

DEPT OF MINERALS

This report to be filed by the end of the month following the month herein reported.

Company Western General Inc Address 1530 Chesapeake Ave
 Lease NV 41242 Pool _____ County NYE Month of February 1990

LOCATION					OIL AND WATER (BBLs.)				GAS			No. days prod.	Status: Flowing, Pumping, Gas Lift, etc.
Well No.	Permit No.	Sec.	Twp.	Rge.	Net oil prod.*	Net Oil sold*	Grav.	Water Prod.†	Tot. gas Prod. MCF	Gas-oil ratio	Date of test		
1	436	2	8N	57E	0	0	—	0	—	—	—	0	Shut IN
1A	560	2	8N	57E	11702	10,586	10.5	0	2422			28	Flowing

TOTALS

Report distillate, condensate or other liquid hydrocarbons (other than oil) in this column preceded by an asterisk ().

†Method of determining water production: Shake out.....Estimate.....Draw off.....

(Following report is on lease basis.)

No. Wells	Total amount oil on lease at beginning of month	Actual oil produced	DISPOSITION OF OIL			Total amount oil on lease	Total capacity lease tanks
			Bbls. to pipeline	Bbls. to truck or R.R.	Name of transporter		

GAS

MCF used on lease..... Used for Gas Lift
MCF sold..... MCF used on lease.
MCF blown to air (difference)..... MCF used on..... lease.
Gas Purchaser..... MCF used on..... lease.

SUMMARY

Barrels oil produced and marketed during month.....
Tax at \$0.05 per barrel..... \$.....
MCF gas produced and marketed during month.....
Tax at \$0.05 per 50,000 MCF..... \$.....
Total tax monies remitted herewith to State Treasurer..... \$.....

Remarks:

I hereby certify that the information given herewith is true, correct and complete.

Name.....

Position.....

Telephone.....

Date....., 19.....

INSTRUCTIONS: Prepare in quadruplicate. First two copies to Department of Minerals. Next copy to State Treasurer, Carson City, Nevada with remittance. Last copy for your file.

STATE OF NEVADA
 DEPARTMENT OF MINERALS
 400 W. King Street, Suite 106
 Carson City, Nevada 89710
 Telephone (702) 885-5050

Original—Dept. Well File
 Duplicate—Dept. NBM&G File
 Triplicate—Dept. State Treasurer
 Quadruplicate—Producer's File

0004

2215

PRODUCER'S MONTHLY REPORT

5501

5

This report to be filed by the end of the month following the month herein reported.

Company Western General Inc Address 5530 Chesapeake Ave
 Lease NV 41242 Pool _____ County NYE Month of February, 1990

LOCATION					OIL AND WATER (BBLs.)				GAS			No. days prod.	Status: Flowing, Pumping, Gas Lift, etc.	
Well No.	Permit No.	Sec.	Twp.	Rge.	Net oil prod.*	Net Oil sold*	Grav.	Water Prod.†	Tot. gas Prod. MCF	Gas-oil ratio	Date of test			
		102801 0E.P22												
1	436	0E.P22 2 SN	5N	57E	0	0	-	0	-	-	-	0	Shut In	
1A	560	2	8N	57E	11702	10,586	10.5	0	2422			28	Flowing	

what bearing
 what bearing

TOTALS

2005-205-518

Report distillate, condensate or other liquid hydrocarbons (other than oil) in this column preceded by an asterisk ().

†Method of determining water production: Shake out.....Estimate.....Draw off.....

(Following report is on lease basis.)

No. Wells	Total amount oil on lease at beginning of month	Actual oil produced	DISPOSITION OF OIL			Total amount oil on lease	Total capacity lease tanks
			Bbls. to pipeline	Bbls. to truck or R.R.	Name of transporter		

GAS

MCF used on lease..... Used for Gas Lift
MCF sold..... MCF used on lease.
MCF blown to air (difference)..... MCF used on..... lease.
Gas Purchaser..... MCF used on..... lease.

SUMMARY

Barrels oil produced and marketed during month.....
Tax at \$0.05 per barrel..... \$.....
MCF gas produced and marketed during month.....
Tax at \$0.05 per 50,000 MCF..... \$.....
Total tax monies remitted herewith to State Treasurer..... \$.....

Remarks:

I hereby certify that the information given herewith is true, correct and complete.

Name.....

Position.....

Telephone.....

Date....., 19.....

INSTRUCTIONS: Prepare in quadruplicate. First two copies to Department of Minerals. Next copy to State Treasurer, Carson City, Nevada with remittance. Last copy for your file.

STATE OF NEVADA
DEPARTMENT OF MINERALS
400 W. King Street, Suite 106
Carson City, Nevada 89710
Telephone (702) 885-5050

Original—Dept. Well File
Duplicate—Dept. NBM&G File
Triplicate—Dept. State Treasurer
Quadruplicate—Producer's File

929 85581 51481 1201 5
PRODUCER'S MONTHLY REPORT

This report to be filed by the end of the month following the month herein reported.

Company Western General, Inc Address 1530 E Estpak Ave, N. Ft. 3362
Lease N-41242 Pool _____ County Nye Month of January 1990

LOCATION					OIL AND WATER (BBLs.)				GAS			No. days prod.	Status: Flowing, Pumping, Gas Lift, etc.	
Well No.	Permit No.	Sec.	Twp.	Rge.	Net oil prod.*	Net Oil sold*	Grav.	Water Prod. †	Tot. gas Prod. MCF	Gas-oil ratio	Date of test			
1A	560	87E	8N	57E	13417	13378	105	0	4146			31	Flowing	
1	430	P28	8N	57E	0							0	Shut in	
		OP. 830												
subject to production														

TOTALS

Report distillate, condensate or other liquid hydrocarbons (other than oil) in this column preceded by an asterisk ().

†Method of determining water production: Shake out _____ Estimate _____ Draw off _____

(Following report is on lease basis.)

No. Wells	Total amount oil on lease at beginning of month	Actual oil produced	DISPOSITION OF OIL			Total amount oil on lease	Total capacity lease tanks
			Bbls. to pipeline	Bbls. to truck or R.R.	Name of transporter		
2	1074	1347					

GAS

MCF used on lease..... Used for Gas Lift
MCF sold..... MCF used on lease.
MCF blown to air (difference)..... MCF used on..... lease.
Gas Purchaser..... MCF used on..... lease.

SUMMARY

Barrels oil produced and marketed during month.....
Tax at \$0.05 per barrel..... \$.....
MCF gas produced and marketed during month.....
Tax at \$0.05 per 50,000 MCF..... \$.....
Total tax monies remitted herewith to State Treasurer..... \$.....

Remarks:

I hereby certify that the information given herewith is true, correct and complete.

Name.....

Position.....

Telephone.....

Date....., 19.....

INSTRUCTIONS: Prepare in quadruplicate. First two copies to Department of Minerals. Next copy to State Treasurer, Carson City, Nevada with remittance. Last copy for your file.

STATE OF NEVADA
DEPARTMENT OF MINERALS

400 W. King Street, Suite 106
Carson City, Nevada 89710
Telephone (702) 885-5050

Original—Dept. Well File
Duplicate—Dept. NBM&G File
Triplicate—Dept. State Treasurer
Quadruplicate—Producer's File

PRODUCER'S MONTHLY REPORT

This report to be filed by the end of the month following the month herein reported.

Company: Western Grant Inc Address: 1530 E. Estep Ave. Apt. A 33502
Lease: N-41242 Pool: _____ County: Nye Month of: January, 1990

LOCATION					OIL AND WATER (BBL.)				GAS			No. days prod.	Status: Flowing, Pumping, Gas Lift, etc.
Well No.	Permit No.	Sec.	Twp.	Rge.	Net oil prod.*	Net Oil sold*	Grav.	Water Prod. †	Tot. gas Prod. MCF	Gas-oil ratio	Date of test		
1A	560	8E	8N	5E	13417	13378	105	0	4146			31	Flowing
1	430	8E	8N	5E	0							0	Shut in
<p align="center">OP. 820</p>													
<p align="center">Subject to</p>													

TOTALS

Report distillate, condensate or other liquid hydrocarbons (other than oil) in this column preceded by an asterisk ().

†Method of determining water production: Shake out..... Estimate..... Draw off.....

(Following report is on lease basis.)

No. Wells	Total amount oil on lease at beginning of month	Actual oil produced	DISPOSITION OF OIL			Total amount oil on lease	Total capacity lease tanks
			Bbbs. to pipeline	Bbbs. to truck or R.R.	Name of transporter		
	4	2771		2771	P.L.		

GAS

MCF used on lease..... Used for Gas Lift
MCF sold..... MCF used on lease.
MCF blown to air (difference)..... MCF used on.....lease.
Gas Purchaser..... MCF used on.....lease.

SUMMARY

Barrels oil produced and marketed during month.....
Tax at \$0.05 per barrel..... \$.....
MCF gas produced and marketed during month.....
Tax at \$0.05 per 50,000 MCF..... \$.....
Total tax monies remitted herewith to State Treasurer..... \$.....

Remarks:

I hereby certify that the information given herewith is true, correct and complete.

Name.....
Position.....
Telephone.....
Date....., 19.....

INSTRUCTIONS: Prepare in quadruplicate. First two copies to Department of Minerals. Next copy to State Treasurer, Carson City, Nevada with remittance. Last copy for your file.



BOB MILLER
Governor

STATE OF NEVADA
DEPARTMENT OF MINERALS

400 W. King Street, Suite 106
Carson City, Nevada 89710
(702) 687-5050
Fax (702) 687-3957

Las Vegas Branch
4220 S. Maryland Pkwy.
Suite 304
Las Vegas, Nevada 89119
(702) 486-7250
Fax (702) 486-7252

RUSSELL A. FIELDS
Executive Director

NEVADA OIL PRODUCTION NOVEMBER/DECEMBER, 1990

	November		December		Bi-Monthly Total	Cumulative Total
	Barrels	Days	Barrels	Days		
EAGLE SPRINGS FIELD: FIRST PRODUCTION - MARCH, 1954						
John Lyddon, Operator						
15-35	0	0	0	0		
35-35	0	0	0	0		
62-35	0	0	0	0		
	-----		-----			
	0		0		0	
Draycutt Corporation						
1-36	0	0	0	0		
5-36	1,435	30	111	1		
43-36	248	8	0	0		
73-35	799	30	1,016	24		
74-35	0	0	0	0		
84-35	683	15	547	12		
	-----		-----			
	3,165		1,674		4,839	
TOTAL	3,165		1,674		4,839	3,987,270

TRAP SPRINGS FIELD: FIRST PRODUCTION - NOVEMBER, 1976

Makoil, Inc.						
24-1 Zuspenn	0	0	0	0		
24-3 Zuspenn	0	0	0	0		
13-21 Britton	878	30	670	24		
12-24 Munson Ranch	452	30	462	31		
12-32 Munson Ranch	22,382	30	24,504	31		
12-33 Munson Ranch	0	0	0	0		
12-34 Munson Ranch	2,427	30	2,397	31		
12-42 Munson Ranch	732	30	722	31		
12-44X Munson Ranch	351	30	347	31		
13-24 Munson Ranch	0	0	0	0		
13-31 Munson Ranch	1,345	30	1,329	31		
13-32 Munson Ranch	877	30	866	31		
13-33 Munson Ranch	263	30	244	29		
13-41X Munson Ranch	1,112	30	1,097	31		
13-42 Munson Ranch	702	30	694	31		
14-23 Munson Ranch	618	29	595	29		
14-24 Munson Ranch	349	30	346	31		
14-32 Munson Ranch	1,629	30	940	18		
14-34X Munson Ranch	989	30	950	30		
14-41 Munson Ranch	7,781	30	7,753	31		
14-44 Munson Ranch	7,582	30	7,270	31		
J.N. Federal #1	0	0	0	0		
	-----		-----			
	50,469		51,186		101,655	

	November		December		Bi-Monthly	Cumulative
	Barrels	Days	Barrels	Days	Total	Total
<hr/>						
J.R. Bacon Drilling						
Munson Ranch #13-1	666	26	686	31		
Munson Ranch #13-45	1,785	30	1,651	31		
Munson Ranch #13-46	213	30	188	31		
Munson Ranch #14-33	316	30	216	31		
Munson Ranch #14-42	1,970	30	1,995	31		
Munson Ranch #14-49	211	30	184	30		
Munson Ranch #14-49X	177	15	184	31		
	<hr/>		<hr/>			
	5,338		5,104		10,442	
Apache Corporation						
2 Trap Spring	4,267	30	4,361	31		
3 Trap Spring	2,928	30	2,746	31		
8 Trap Spring	317	30	333	31		
9 Trap Spring	6,528	30	7,367	31		
16 Trap Spring	1,694	29	1,817	31		
19 Trap Spring	2,904	29	3,440	31		
23-41 Trap Spring	1,324	26	1,299	31		
	<hr/>		<hr/>			
	19,962		21,363		41,325	
David M. Evans, Inc.						
12-13 Trap Spring	688	30	419	20	1,107	
TOTAL	76,457		78,072		154,529	9,241,582
<hr/>						
CARRANT FIELD: FIRST PRODUCTION - FEBRUARY, 1976						641
<hr/>						
BACON FLAT FIELD: FIRST PRODUCTION - JULY, 1981						
<hr/>						
Apache Corporation						
Bacon Flat #1	0	0	0	0	0	314,660
<hr/>						
UNNAMED FIELD: FIRST PRODUCTION - MAY, 1990						
<hr/>						
Makoil, Inc.						
Duckwater Creek 19-11	553	30	571	31	1,124	3,095
<hr/>						
BLACKBURN FIELD: FIRST PRODUCTION - APRIL, 1982						
<hr/>						
Petroleum Corp. of Nevada						
Blackburn #3	3,447	30	3,728	29		
Blackburn #10	1,033	30	1,129	30		
Blackburn #14	4,981	30	5,006	30		
Blackburn #16	8,482	30	8,627	30		
	<hr/>		<hr/>			
	17,943		18,490		36,433	2,143,744
<hr/>						
GRANT CANYON FIELD: FIRST PRODUCTION - SEPTEMBER, 1983						
<hr/>						
Apache Corporation						
Grant Canyon #3	135,146	30	135,707	31		
Grant Canyon #4	81,020	30	77,609	31		
	<hr/>		<hr/>			
	216,166		213,316		429,482	14,184,458

	November Barrels	November Days	December Barrels	December Days	Bi-Monthly Total	Cumulative Total

SPENCER FEDERAL LEASE: PRODUCTION - MAY, 1986						86

KATE SPRING FIELD: FIRST PRODUCTION - JANUARY, 1986						
Western General, Inc.						
Kate Spring #1	0	0	0	0		
Kate Spring #1A	22,763	24	17,033	29	39,796	
Apache Corporation						
Kate Spring #12-2	5,943	30	5,884	31	11,827	
David M. Evans						
Taylor Federal #1	1,372	28	2,002	21		
Taylor Federal #2	1,105	17	0	0		
	-----		-----			
	2,477		2,002		4,479	
TOTAL	31,183		24,919		56,102	705,497

TOMERA RANCH FIELD: FIRST PRODUCTION - DECEMBER, 1987						
J.R. Bacon Drilling, Inc.						
Tomera Ranch 33-1	776	30	642	27	1,418	
Foreland Corporation						
Foreland-S Pacific 1-5	82	7	193	12	275	9,083

NORTH WILLOW CREEK: FIRST PRODUCTION - APRIL, 1988						
Foreland Corporation						
Foreland-S Pacific 1-27	247	6	237	9	484	16,662

THREE BAR FIELD: FIRST PRODUCTION - MARCH, 1990						
The Gary-Williams Company						
Three Bar 25-A	75	8	0	0	75	3,601

NEVADA GAS PRODUCTION NOVEMBER/DECEMBER, 1990						
KATE SPRING FIELD: FIRST PRODUCTION - NOVEMBER, 1988						
	November MCF		December MCF		Bi-Monthly Total	Cumulative Total
Apache Corporation	1,230		1,218		2,448	
David M. Evans	121		100		221	
Western General	3,210		2,402		5,612	
	-----		-----			
Total	4,561		3,720		8,281	121,844

SUMMARY: NEVADA OIL AND GAS PRODUCTION

Nov. Oil Production	346,647		
December Oil Production		338,114	
Bi-Monthly Total			684,761
Cumulative Nevada Oil Production (1954-Present)			30,610,379
Nov. Gas Production	4,561		
December Gas Production		3,720	
Bi-Monthly Total			8,281
Cumulative Nevada Gas Production (1988-Present)			121,844

Remarks: The cumulative field total for the Eagle Springs Field has been increased by 1740 barrels. Draycutt Corporation reclaimed 1,017 bbls of pit oil in September, 435 bbls in October and 286 bbls in November. Also, in October Draycutt's 5-36 produced 1,242 bbls, not 1,241 bbls and the 43-36 produced 510 bbls, not 510 bbls.

Makoil, Inc.'s Munson Ranch #14-34X well produced 31 days in January, 1990, not 30 days.

The cumulative field total for the Trap Springs Field has been increased by 1993 barrels. J. R. Bacon's Munson Ranch #14-49X well's 100 bbls produced in February, 1990, was not added in to the cumulative field total. Apache Corp.'s Trap Spring #12-13 well produced 754 bbls in July, 1990, not 489 as reported. The Trap Spring #12-23 well's August, 1990, production, which was reported as 718 bbls did not get added in to the cumulative field total. However, Apache Corp. has submitted an amended production report indicating the well produced 1284 bbls in August, 1990. David M. Evans' Trap Springs #12-13 well produced 344 bbls in a 3-day swab test in August, 1990.

The cumulative field total for the Blackburn Field has been adjusted by 783 bbls. Oil sales figures were reported for October, 1990, not oil production figures. The correct figures are as follows: Blackburn #3 - 1,868 bbls, Blackburn #10 - 1184 bbls, Blackburn #14 - 5,074 bbls, Blackburn #16 - 9,470 bbls. All days reported were correct.

The cumulative field total for the Kate Spring Field has been adjusted by 25,119 bbls. January and February, 1990, oil produced was not added in to the field total on the Jan/Feb report.

The cumulative field total for the North Willow Creek field has been adjusted by 287 bbls. The January, 1990, oil production of the 1-27 well was not added in to field total on the Jan/Feb report.

The cumulative field total for the Three Bar Field has been adjusted by 353 bbls. Oil sales figures were reported for October, 1990, not oil production. The Three Bar #25-A well produced 117 bbls in 19 days, not 470 as reported earlier.



BOB MILLER
Governor

STATE OF NEVADA
DEPARTMENT OF MINERALS

400 W. King Street, Suite 106
Carson City, Nevada 89710
(702) 687-5050
Fax (702) 687-3957

Las Vegas Branch
4220 S. Maryland Pkwy.
Suite 304
Las Vegas, Nevada 89119
(702) 486-7250
Fax (702) 486-7252

RUSSELL A. FIELDS
Executive Director

NEVADA OIL PRODUCTION SEPTEMBER/OCTOBER 1990

	September		October		Bi-Monthly Total	Cumulative Total
	Barrels	Days	Barrels	Days		

EAGLE SPRINGS FIELD: FIRST PRODUCTION - MARCH, 1954						
John Lyddon, Operator						
15-35	0	0	0	0		
35-35	0	0	0	0		
62-35	0	0	0	0		
	-----		-----			
	0		0		0	
Draycutt Corporation						
1-36	0	0	0	0		
5-36	1,338	28	1,241	26		
43-36	416	15	509	16		
73-35	1,171	30	1,242	31		
74-35	0	0	0	0		
84-35	868	15	729	16		
	-----		-----			
	3,793		3,721		7,514	
TOTAL	3,793		3,721		7,514	3,980,977

TRAP SPRINGS FIELD: FIRST PRODUCTION - NOVEMBER, 1976

Makoil, Inc.						
24-1 Zuspann	0	0	0	0		
24-3 Zuspann	0	0	0	0		
13-21 Britton	853	30	623	22		
12-24 Munson Ranch	293	19	266	18		
12-32 Munson Ranch	22,736	30	23,748	31		
12-33 Munson Ranch	0	0	0	0		
12-34 Munson Ranch	2,845	29	2,768	31		
12-42 Munson Ranch	763	30	732	31		
12-44X Munson Ranch	348	12	351	31		
13-24 Munson Ranch	0	0	0	0		
13-31 Munson Ranch	1,315	30	1,345	31		
13-32 Munson Ranch	858	30	877	31		
13-33 Munson Ranch	257	30	262	31		
13-41X Munson Ranch	1,078	30	1,004	28		
13-42 Munson Ranch	686	30	702	31		
14-23 Munson Ranch	621	30	560	27		
14-24 Munson Ranch	348	30	351	31		
14-32 Munson Ranch	1,966	30	1,842	31		
14-34X Munson Ranch	947	30	994	31		
14-41 Munson Ranch	8,449	30	8,321	31		
14-44 Munson Ranch	7,776	30	7,716	31		
J.N. Federal #1	0	0	0	0		
	-----		-----			
	52,139		52,462		104,601	

	September		October		Bi-Monthly Total	Cumulative Total
	Barrels	Days	Barrels	Days		

J.R. Bacon Drilling						
Munson Ranch #13-1	763	30	790	31		
Munson Ranch #13-45	1,865	30	1,878	31		
Munson Ranch #13-46	198	30	223	31		
Munson Ranch #14-33	307	27	328	31		
Munson Ranch #14-42	1,929	30	2,111	31		
Munson Ranch #14-49	187	29	208	31		
Munson Ranch #14-49X	174	25	13	2		
	-----		-----			
	5,423		5,551		10,974	
Apache Corporation						
2 Trap Spring	4,315	30	4,301	31		
3 Trap Spring	2,954	30	2,851	31		
8 Trap Spring	304	30	337	31		
9 Trap Spring	4,917	30	4,952	31		
16 Trap Spring	1,995	30	2,022	31		
19 Trap Spring	2,994	30	3,088	31		
23-41 Trap Spring	78	23	2,607	30		
	-----		-----			
	17,557		20,158		37,715	
David M. Evans, Inc.						
12-13 Trap Spring	514	8	1,011	31	1,525	
TOTAL	75,633		79,182		154,815	9,085,060

CURRANT FIELD: FIRST PRODUCTION - FEBRUARY, 1976						641

BACON FLAT FIELD: FIRST PRODUCTION - JULY, 1981						

Apache Corporation						
Bacon Flat #1	0	0	0	0	0	314,660

UNNAMED FIELD: FIRST PRODUCTION - MAY, 1990						

Makoil, Inc.						
Duckwater Creek 19-11	561	30	576	31	1,137	1,971

BLACKBURN FIELD: FIRST PRODUCTION - APRIL, 1982						

Petroleum Corp. of Nevada						
Blackburn #3	3,606	28	1,951	20		
Blackburn #10	1,023	30	1,237	31		
Blackburn #14	5,521	30	5,300	31		
Blackburn #16	8,550	30	9,891	31		
	-----		-----			
	18,700		18,379		37,079	2,108,094

GRANT CANYON FIELD: FIRST PRODUCTION - SEPTEMBER, 1983						

Apache Corporation						
Grant Canyon #3	128,623	30	141,710	31		
Grant Canyon #4	71,426	30	78,830	31		
	-----		-----			
	200,049		220,540		420,589	13,754,976

	September Barrels	September Days	October Barrels	October Days	Bi-Monthly Total	Cumulative Total
SPENCER FEDERAL LEASE: PRODUCTION - MAY, 1986						
KATE SPRING FIELD: FIRST PRODUCTION - JANUARY, 1986						
Western General, Inc.						
Kate Spring #1	0	0	0	0		
Kate Spring #1A	31,003	30	26,021	31	57,024	
Apache Corporation						
Kate Spring #12-2	6,488	30	6,857	31	13,345	
David M. Evans						
Taylor Federal #1	0	0	1,544	31		
Taylor Federal #2	0	0	769	31		
	0		2,313		2,313	
TOTAL	37,491		35,191		72,682	624,276

TOMERA RANCH FIELD: FIRST PRODUCTION - DECEMBER, 1987						
J.R. Bacon Drilling, Inc.						
Tomera Ranch 33-1	0	0	912	19		
Foreland Corporation						
Foreland-S Pacific 1-5	0	0	0	0	912	7,390

NORTH WILLOW CREEK: FIRST PRODUCTION - APRIL, 1988						
Foreland Corporation						
Foreland-S Pacific 1-27	265	7	201	6	466	15,891

THREE BAR FIELD: FIRST PRODUCTION - MARCH, 1990						
The Gary-Williams Company						
Three Bar 25-A	37	9	470	19	507	3,879

NEVADA GAS PRODUCTION SEPTEMBER/OCTOBER, 1990

KATE SPRING FIELD: FIRST PRODUCTION - NOVEMBER, 1988

	September MCF	October MCF	Bi-Monthly Total	Cumulative Total
Apache Corporation	1,357	1,419	2,776	
David M. Evans	0	547	547	
Western General	6,418	5,386	11,804	
Total	7,775	7,352	15,127	113,563

SUMMARY: NEVADA OIL AND GAS PRODUCTION

Sept. Oil Production	336,529			
October Oil Production		359,172		
Bi-Monthly Total			695,701	
Cumulative Nevada Oil Production (1954-Present)				29,897,901

Sept. Gas Production	7,775			
October Gas Production		7,352		
Bi-Monthly Total			15,127	
Cumulative Nevada Gas Production (1988-Present)				113,563

Remarks:



BOB MILLER
Governor

STATE OF NEVADA
DEPARTMENT OF MINERALS
400 W. King Street, Suite 106
Carson City, Nevada 89710
(702) 687-5050
Fax (702) 687-3957

Las Vegas Branch
4220 S. Maryland Pkwy.
Suite 304
Las Vegas, Nevada 89119
(702) 486-7250
Fax (702) 486-7252

RUSSELL A. FIELDS
Executive Director

NEVADA OIL PRODUCTION JULY/AUGUST, 1990

	July		August		Bi-Monthly Total	Cumulative Total
	Barrels	Days	Barrels	Days		
EAGLE SPRINGS FIELD: FIRST PRODUCTION - MARCH, 1954						
John Lyddon, Operator						
15-35	0	0	0	0		
35-35	0	0	0	0		
62-35	0	0	0	0		
	-----		-----			
	0		0			0
Draycutt Corporation						
1-36	0	0	0	0		
5-36	1,758	31	1,810	31		
43-36	462	16	0	0		
73-35	1,104	31	1,156	31		
74-35	0	0	0	0		
84-35	504	16	885	16		
	-----		-----			
	3,828		3,851			7,679
TOTAL	3,828		3,851		7,679	3,973,463

TRAP SPRINGS FIELD: FIRST PRODUCTION - NOVEMBER, 1976

Makoil, Inc.						
24-1 Zuspenn	0	0	0	0		
24-3 Zuspenn	0	0	0	0		
13-21 Britton	85	3	902	31		
12-24 Munson Ranch	468	31	481	31		
12-32 Munson Ranch	26,109	31	26,361	31		
12-33 Munson Ranch	0	0	0	0		
12-34 Munson Ranch	1,033	18	3,036	31		
12-42 Munson Ranch	265	5	587	22		
12-44X Munson Ranch	352	31	361	31		
13-24 Munson Ranch	0	0	0	0		
13-31 Munson Ranch	1,531	31	1,357	31		
13-32 Munson Ranch	840	30	885	31		
13-33 Munson Ranch	263	31	266	31		
13-41X Munson Ranch	1,113	31	1,141	31		
13-42 Munson Ranch	703	31	707	31		
14-23 Munson Ranch	634	31	662	31		
14-24 Munson Ranch	352	31	354	31		
14-32 Munson Ranch	1,990	31	2,043	31		
14-34X Munson Ranch	1,154	31	1,004	31		
14-41 Munson Ranch	9,481	31	8,745	31		
14-44 Munson Ranch	8,316	31	8,276	31		
J.N. Federal #1	0	0	0	0		
	-----		-----			
	54,689		57,168		111,857	

	July		August		Bi-Monthly	Cumulative
	Barrels	Days	Barrels	Days	Total	Total
<hr/>						
J.R. Bacon Drilling						
Munson Ranch #13-1	828	31	840	31		
Munson Ranch #13-45	2,023	31	2,054	31		
Munson Ranch #13-46	215	31	218	31		
Munson Ranch #14-33	385	26	402	31		
Munson Ranch #14-42	1,835	31	2,153	31		
Munson Ranch #14-49	209	30	209	31		
Munson Ranch #14-49X	209	31	193	31		
	<hr/>		<hr/>			
	5,704		6,069		11,773	
Apache Corporation						
2 Trap Spring	4,904	31	4,382	31		
3 Trap Spring	3,503	31	2,894	31		
8 Trap Spring	325	31	361	31		
9 Trap Spring	922	15	3,302	31		
16 Trap Spring	1,656	31	1,953	31		
19 Trap Spring	3,376	31	3,345	31		
23-41 Trap Spring	489	10	718	31		
	<hr/>		<hr/>			
	15,175		16,237		31,412	
TOTAL	75,568		79,474		155,042	8,930,245
<hr/>						
CURRANT FIELD: FIRST PRODUCTION - FEBRUARY, 1976						641
<hr/>						
BACON FLAT FIELD: FIRST PRODUCTION - JULY, 1981						
Apache Corporation						
Bacon Flat #1	0	0	0	0	0	314,660
<hr/>						
UNNAMED FIELD: FIRST PRODUCTION - MAY, 1990						
Makoil, Inc.						
Duckwater Creek 19-11	0	0	74	4	74	834
<hr/>						
BLACKBURN FIELD: FIRST PRODUCTION - APRIL, 1982						
Petroleum Corp. of Nevada						
Blackburn #3	4,276	31	3,912	30		
Blackburn #10	1,121	31	988	27		
Blackburn #14	5,515	31	5,492	31		
Blackburn #16	9,350	31	9,316	31		
	<hr/>		<hr/>			
	20,262		19,708		39,970	2,071,015
<hr/>						
GRANT CANYON FIELD: FIRST PRODUCTION - SEPTEMBER, 1983						
Apache Corporation						
Grant Canyon #3	124,854	31	129,448	31		
Grant Canyon #4	72,298	31	72,157	31		
	<hr/>		<hr/>			
	197,152		201,605		398,757	13,334,387

	July Barrels	July Days	August Barrels	August Days	Bi-Monthly Total	Cumulative Total
SPENCER FEDERAL LEASE: PRODUCTION - MAY, 1986						86
KATE SPRING FIELD: FIRST PRODUCTION - JANUARY, 1986						
Western General, Inc.						
Kate Spring #1	0	0	0	0		
Kate Spring #1A	22,213	31	28,551	31	50,764	
Apache Corporation						
Kate Spring #12-2	9,428	31	19,476	25	28,904	
David M. Evans						
Taylor Federal #1	2,089	31	1,078	31		
Taylor Federal #2	0	0	0	0		
	2,089		1,078		3,167	
TOTAL	33,730		49,105		82,835	551,594

TOMERA RANCH FIELD: FIRST PRODUCTION - DECEMBER, 1987

Foreland Corporation						
Foreland-S Pacific 1-5	0	0	0	0	0	6,478

NORTH WILLOW CREEK: FIRST PRODUCTION - APRIL, 1988

Foreland Corporation						
Foreland-S Pacific 1-27	270	7	275	7	545	15,425

THREE BAR FIELD: FIRST PRODUCTION - MARCH, 1990

The Gary-Williams Company						
Three Bar 25-A	73	10	105	18	178	3,372

NEVADA GAS PRODUCTION NOVEMBER/DECEMBER, 1989

KATE SPRING FIELD: FIRST PRODUCTION - NOVEMBER, 1988

	July MCF	August MCF	Bi-Monthly Total	Cumulative Total
Apache Corporation	2,214	4,396	6,610	
David M. Evans	434	224	658	
Western General	4,598	5,910	10,508	
Total	7,246	10,530	17,776	98,436

SUMMARY: NEVADA OIL AND GAS PRODUCTION

July Oil Production	330,883			
August Oil Production		354,197		
Bi-Monthly Total			685,080	
Cumulative Nevada Oil Production (1954-Present)				29,202,200
July Gas Production	7,246			
August Gas Production		10,530		
Bi-Monthly Total			17,776	
Cumulative Nevada Gas Production (1988-Present)				98,436

Remarks:



BOB MILLER
Governor

STATE OF NEVADA
DEPARTMENT OF MINERALS

400 W. King Street, Suite 106
Carson City, Nevada 89710
(702) 687-5050
Fax (702) 687-3957

Las Vegas Branch
4220 S. Maryland Pkwy.
Suite 304
Las Vegas, Nevada 89119
(702) 486-7250
Fax (702) 486-7252

RUSSELL A. FIELDS
Executive Director

NEVADA OIL PRODUCTION MAY/JUNE, 1990

	May	June	Bi-Monthly	Cumulative
	Barrels	Days	Barrels	Days
			Total	Total
EAGLE SPRINGS FIELD: FIRST PRODUCTION - MARCH, 1954				
John Lyddon, Operator				
15-35	0	0	0	0
35-35	0	0	0	0
62-35	0	0	0	0
	-----		-----	
	0		0	0
Draycutt Corporation				
1-36	0	0	0	0
5-36	1,690	30	1,043	10
43-36	238	14	256	15
73-35	667	27	371	15
74-35	270	27	0	0
84-35	455	13	525	15
	-----		-----	
	3,320		2,195	5,515
TOTAL	3,320		2,195	5,515
				3,965,784

TRAP SPRINGS FIELD: FIRST PRODUCTION - NOVEMBER, 1976				
Makoil, Inc.				
24-1 Zuspenn	0	0	0	0
24-3 Zuspenn	0	0	0	0
13-21 Britton	0	0	0	0
12-24 Munson Ranch	286	19	352	23
12-32 Munson Ranch	26,076	31	25,783	30
12-33 Munson Ranch	0	0	0	0
12-34 Munson Ranch	3,001	31	2,556	26
12-44X Munson Ranch	349	31	343	30
13-24 Munson Ranch	0	0	0	0
13-31 Munson Ranch	1,748	31	1,660	29
13-32 Munson Ranch	875	31	801	28
13-33 Munson Ranch	146	21	129	15
13-41X Munson Ranch	1,107	31	1,088	30
13-42 Munson Ranch	699	31	641	28
14-23 Munson Ranch	615	30	630	30
14-24 Munson Ranch	349	31	343	30
14-32 Munson Ranch	1,904	30	1,882	29
14-34X Munson Ranch	1,399	31	1,375	30
14-41 Munson Ranch	10,847	31	8,970	30
14-44 Munson Ranch	9,258	31	8,215	30
J.N. Federal #1	0	0	0	0
	-----		-----	
	58,659		54,768	113,427

	Barrels	May Days	Barrels	June Days	Bi-Monthly Total	Cumulative Total

J.R. Bacon Drilling						
Munson Ranch #13-1	904	31	831	30		
Munson Ranch #13-45	2,163	31	2,007	30		
Munson Ranch #13-46	282	31	236	30		
Munson Ranch #14-33	323	31	276	30		
Munson Ranch #14-42	1,645	31	1,748	30		
Munson Ranch #14-49	220	31	227	30		
Munson Ranch #14-49X	471	31	234	30		
	-----		-----			
	6,008		5,559		11,567	
Apache Corporation						
2 Trap Spring	4,400	31	3,934	30		
3 Trap Spring	369	4	1,408	12		
8 Trap Spring	399	31	255	30		
9 Trap Spring	5,094	30	5,050	26		
16 Trap Spring	1,983	31	579	12		
19 Trap Spring	2,933	31	2,721	30		
	-----		-----			
	15,178		13,947		29,125	
TOTAL	79,845		74,274		154,119	8,775,203

CURRANT FIELD: FIRST PRODUCTION - FEBRUARY, 1976						641

BACON FLAT FIELD: FIRST PRODUCTION - JULY, 1981						

Apache Corporation						
Bacon Flat #1	0	0	0	0	0	314,660

UNNAMED FIELD: FIRST PRODUCTION - MAY, 1990						

Makoil, Inc.						
Duckwater Creek 19-11	606	10	154	10	760	760

BLACKBURN FIELD: FIRST PRODUCTION - APRIL, 1982						

Petroleum Corp. of Nevada						
Blackburn #3	4,297	31	3,763	30		
Blackburn #10	1,241	31	1,193	30		
Blackburn #14	6,122	31	5,865	30		
Blackburn #16	9,635	31	9,250	30		
	-----		-----			
	21,295		20,071		41,366	2,031,045

GRANT CANYON FIELD: FIRST PRODUCTION - SEPTEMBER, 1983						

Apache Corporation						
Grant Canyon #3	127,725	31	123,171	30		
Grant Canyon #4	71,931	31	69,243	30		
	-----		-----			
	199,656		192,414		392,070	12,935,630

	Barrels	May Days	Barrels	June Days	Bi-Monthly Total	Cumulative Total
SPENCER FEDERAL LEASE: PRODUCTION - MAY, 1986						86
KATE SPRING FIELD: FIRST PRODUCTION - JANUARY, 1986						
Western General, Inc.						
Kate Spring #1	0	0	0	0		
Kate Spring #1A	18,178	29	27,072	30	45,250	
Apache Corporation						
Kate Spring #12-2	16,314	30	17,318	30	33,632	
David M. Evans						
Taylor Federal #1	2,440	31	2,845	30		
Taylor Federal #2	984	31	690	16		
	<u>3,424</u>		<u>3,535</u>		6,959	
TOTAL	37,916		47,925		85,841	468,759

TOMERA RANCH FIELD: FIRST PRODUCTION - DECEMBER, 1987

Foreland Corporation						
Foreland-S Pacific 1-5	0	0	0	0	0	6,478

NORTH WILLOW CREEK: FIRST PRODUCTION - APRIL, 1988

Foreland Corporation						
Foreland-S Pacific 1-27	301	8	284	8	585	14,880

THREE BAR FIELD: FIRST PRODUCTION - MARCH, 1990

The Gary-Williams Company						
Three Bar 25-A	241	25	119	24	360	3,194

NEVADA GAS PRODUCTION NOVEMBER/DECEMBER, 1989

KATE SPRING FIELD: FIRST PRODUCTION - NOVEMBER, 1988

	May MCF	June MCF	Bi-Monthly Total	Cumulative Total
Apache Corporation	3,845	3,988	7,833	
David M. Evans	712	735	1,447	
Western General	3,763	5,604	9,367	
Total	<u>8,320</u>	<u>10,327</u>	<u>18,647</u>	80,660

SUMMARY: NEVADA OIL AND GAS PRODUCTION

May Oil Production	343,180			
June Oil Production		337,436		
Bi-Monthly Total			680,616	
Cumulative Nevada Oil Production (1954-Present)				28,517,120
May Gas Production	8,320			
June Gas Production		10,327		
Bi-Monthly Total			18,647	
Cumulative Nevada Gas Production (1988-Present)				80,660

Remarks: Please note that the cumulative Nevada oil production (1954-present) total has been increased by 2,834 bbls. This reflects the March/April, 1990, oil produced by The Gary-Williams Company's Three Bar #25-A well. This amount was not included in the March/April, 1990, Cumulative Oil Production total.



BOB MILLER
Governor

STATE OF NEVADA
DEPARTMENT OF MINERALS

400 W. King Street, Suite 106
Carson City, Nevada 89710
(702) 687-5050
Fax (702) 687-3957

Las Vegas Branch
4220 S. Maryland Pkwy.
Suite 304
Las Vegas, Nevada 89119
(702) 486-7250
Fax (702) 486-7252

RUSSELL A. FIELDS
Executive Director

NEVADA OIL PRODUCTION MARCH/APRIL, 1990

	March Barrels	Days	April Barrels	Days	Bi-Monthly Total	Cumulative Total
EAGLE SPRINGS FIELD: FIRST PRODUCTION - MARCH, 1954						
John Lyddon, Operator						
15-35	0	0	0	0		
35-35	0	0	0	0		
62-35	0	0	0	0		
	-----		-----			
	0		0		0	
Draycutt Corporation						
1-36	0	0	0	0		
5-36	1,728	30	1,650	30		
43-36	389	16	255	15		
73-35	1,182	31	742	30		
74-35	170	17	300	30		
84-35	736	16	525	15		
	-----		-----			
	4,205		3,472		7,677	
TOTAL	4,205		3,472		7,677	3,960,269

	March Barrels	Days	April Barrels	Days	Bi-Monthly Total	Cumulative Total
TRAP SPRINGS FIELD: FIRST PRODUCTION - NOVEMBER, 1976						
Makoil, Inc.						
24-1 Zuspann	0	0	0	0		
24-3 Zuspann	0	0	0	0		
13-21 Britton	0	0	0	0		
12-24 Munson Ranch	461	31	464	30		
12-32 Munson Ranch	23,387	31	25,743	30		
12-33 Munson Ranch	0	0	0	0		
12-34 Munson Ranch	3,011	31	2,938	30		
12-44X Munson Ranch	350	31	348	30		
13-24 Munson Ranch	0	0	0	0		
13-31 Munson Ranch	1,754	31	1,711	30		
13-32 Munson Ranch	821	29	768	27		
13-33 Munson Ranch	263	31	261	30		
13-41X Munson Ranch	1,111	31	1,102	30		
13-42 Munson Ranch	702	31	684	30		
14-23 Munson Ranch	548	27	638	30		
14-24 Munson Ranch	350	31	348	30		
14-32 Munson Ranch	1,475	23	1,971	30		
14-34X Munson Ranch	1,404	31	1,300	30		
14-41 Munson Ranch	13,368	31	11,499	30		
14-44 Munson Ranch	10,090	30	8,844	28		
J.N. Federal #1	0	0	0	0		
	-----		-----			
	59,095		58,619		117,714	

	March		April		Bi-Monthly	Cumulative
	Barrels	Days	Barrels	Days	Total	Total
J.R. Bacon Drilling						
Munson Ranch #13-1	860	31	786	30		
Munson Ranch #13-45	2,117	31	1,862	30		
Munson Ranch #13-46	66	5	262	30		
Munson Ranch #14-33	385	31	422	30		
Munson Ranch #14-42	1,755	31	1,614	30		
Munson Ranch #14-49	0	0	345	22		
Munson Ranch #14-49X	684	31	512	24		
	5,837		5,803		11,640	
Apache Corporation						
2 Trap Spring	4,469	30	4,246	30		
3 Trap Spring	2,893	30	2,548	28		
8 Trap Spring	329	30	290	30		
9 Trap Spring	4,984	30	4,531	29		
16 Trap Spring	2,108	30	2,647	30		
19 Trap Spring	2,922	30	2,868	30		
	17,705		17,130		34,835	
TOTAL	82,637		81,552		164,189	8,621,084

CURRENT FIELD: FIRST PRODUCTION - FEBRUARY, 1976

641

BACON FLAT FIELD: FIRST PRODUCTION - JULY, 1981

Apache Corporation

Bacon Flat #1	0	0	0	0	0	314,660
---------------	---	---	---	---	---	---------

BLACKBURN FIELD: FIRST PRODUCTION - APRIL, 1982

Petroleum Corp. of Nevada

Blackburn #3	4,672	31	3,629	30		
Blackburn #10	992	22	1,460	30		
Blackburn #14	6,053	31	5,831	30		
Blackburn #16	10,013	31	9,214	30		
	21,730		20,134		41,864	1,989,679

GRANT CANYON FIELD: FIRST PRODUCTION - SEPTEMBER, 1983

Apache Corporation

Grant Canyon #3	103,357	31	120,969	30		
Grant Canyon #4	61,441	31	67,818	30		
	164,798		188,787		353,585	12,543,560

	March Barrels	March Days	April Barrels	April Days	Bi-Monthly Total	Cumulative Total
SPENCER FEDERAL LEASE: PRODUCTION - MAY, 1986						86
KATE SPRING FIELD: FIRST PRODUCTION - JANUARY, 1986						
Western General, Inc.						
Kate Spring #1	0	0	0	0		
Kate Spring #1A	15,192	28	10,535	27	25,727	
Apache Corporation						
Kate Spring #12-2	18,006	31	16,650	30	34,656	
David M. Evans						
Taylor Federal #1	2,173	31	2,508	30		
Taylor Federal #2	1,976	31	1,027	14		
	4,149		3,535		7,684	
TOTAL	37,347		30,720		68,067	382,918

TOMERA RANCH FIELD: FIRST PRODUCTION - DECEMBER, 1987

Foreland Corporation						
Foreland-S Pacific 1-5	0	0	0	0	0	6,478

NORTH WILLOW CREEK: FIRST PRODUCTION - APRIL, 1988

Foreland Corporation						
Foreland-S Pacific 1-27	295	11	243	5	538	14,295

THREE BAR FIELD: FIRST PRODUCTION - MARCH, 1990

The Gary-Williams Company						
Three Bar 25-A	2,301	31	533	25	2,834	2,834

NEVADA GAS PRODUCTION NOVEMBER/DECEMBER, 1989

KATE SPRING FIELD: FIRST PRODUCTION - NOVEMBER, 1988

	March MCF	April MCF	Bi-Monthly Total	Cumulative Total
Apache Corporation	4,280	3,969	8,249	
David M. Evans	824	735	1,559	
Western General	3,145	2,181	5,326	
Total	8,249	6,885	15,134	62,013

SUMMARY: NEVADA OIL AND GAS PRODUCTION

March Oil Production	313,313		
April Oil Production		325,441	
Bi-Monthly Total			638,754
Cumulative Nevada Oil Production (1954-Present)			27,833,670
March Gas Production	8,249		
April Gas Production		6,885	
Bi-Monthly Total			15,134
Cumulative Nevada Gas Production (1988-Present)			62,013

Remarks:

The cumulative total for the Trap Spring Field was adjusted by 847 barrels in the January/February, 1990, Nevada Oil Production Report as a result of Makoil, Inc. submitting an Amended Producer's Monthly Report for October, 1989. Please amend the October, 1989, production for the Munson Ranch #14-41 well to show 33,272 bbls produced in 31 days. On the listing provided in the Jan/Feb Report, the production for this well was given as 28,801 bbls produced in 23 days. No amendments are necessary to the cumulative field total as the correct figure has already been calculated into the cum total.

The cumulative field total for the Grant Canyon Field has been increased by 13 bbls as a result of Apache Corporation submitting an Amended Producer's Monthly Report for the Grant Canyon #3 and #4 wells for September, 1989. The Grant Canyon #3 well actually produced 118,808 bbls, rather than the 118,798 bbls as previously reported. The Grant Canyon #4 well actually produced 42,563 bbls, rather than the 42,560 bbls reported.



BOB MILLER
Acting Governor

STATE OF NEVADA
DEPARTMENT OF MINERALS

400 W. King Street, Suite 106
Carson City, Nevada 89710
(702) 885-5050
Fax (702) 885-3957

Las Vegas Branch
4220 S. Maryland Pkwy.
Suite 304
Las Vegas, Nevada 89119
(702) 486-7250
Fax (702) 486-7252

RUSSELL A. FIELDS
Executive Director

NEVADA OIL PRODUCTION JANUARY/FEBRUARY, 1990

	January Barrels	Days	February Barrels	Days	Bi-Monthly Total	Cumulative Total
EAGLE SPRINGS FIELD: FIRST PRODUCTION - MARCH, 1954						
John Lyddon, Operator						
15-35	0	0	0	0		
35-35	0	0	0	0		
62-35	0	0	0	0		
	-----		-----			
	0		0			0
Draycutt Corporation						
1-36	53	8	0	0		
5-36	1,179	30	1,426	26		
43-36	576	16	441	14		
73-35	460	13	553	22		
74-35	160	16	280	28		
84-35	886	10	631	14		
	-----		-----			
	3,314		3,331		6,645	
TOTAL	3,314		3,331		6,645	3,952,592

TRAP SPRINGS FIELD: FIRST PRODUCTION - NOVEMBER, 1976

Makoil, Inc.						
24-1 Zuspann	0	0	0	0		
24-3 Zuspann	0	0	0	0		
13-21 Britton	0	0	0	0		
12-24 Munson Ranch	486	31	400	28		
12-32 Munson Ranch	10,888	22	21,721	28		
12-33 Munson Ranch	0	0	0	0		
12-34 Munson Ranch	3,128	31	2,575	28		
12-44X Munson Ranch	364	31	300	28		
13-24 Munson Ranch	0	0	0	0		
13-31 Munson Ranch	2,065	31	1,607	28		
13-32 Munson Ranch	911	31	750	28		
13-33 Munson Ranch	273	31	225	28		
13-41X Munson Ranch	670	31	900	28		
13-42 Munson Ranch	729	31	600	28		
14-23 Munson Ranch	668	31	550	28		
14-24 Munson Ranch	365	31	300	28		
14-32 Munson Ranch	2,763	31	1,029	17		
14-34X Munson Ranch	1,457	30	1,200	28		
14-41 Munson Ranch	19,858	31	10,339	21		
14-44 Munson Ranch	11,273	31	10,746	28		
J.N. Federal #1	0	0	0	0		
	-----		-----			
	55,898		53,242		109,140	

	January		February		Bi-Monthly	Cumulative
	Barrels	Days	Barrels	Days	Total	Total
J.R. Bacon Drilling						
Munson Ranch #13-1	861	31	789	28		
Munson Ranch #13-45	2,253	31	1,944	28		
Munson Ranch #13-46	467	31	251	22		
Munson Ranch #14-33	618	28	536	28		
Munson Ranch #14-42	1,757	31	1,528	28		
Munson Ranch #14-49	367	29	122	12		
Munson Ranch #14-49X	0	0	100	2		

	6,323		5,170		11,493	
--	-------	--	-------	--	--------	--

Apache Corporation

2 Trap Spring	4,526	31	3,799	28		
3 Trap Spring	2,765	31	2,554	28		
8 Trap Spring	183	31	218	28		
9 Trap Spring	5,522	31	4,431	28		
16 Trap Spring	2,200	31	2,137	28		
19 Trap Spring	3,180	31	3,075	28		

	18,376		16,214		34,590	
--	--------	--	--------	--	--------	--

TOTAL	80,597		74,626		155,223	8,456,895
--------------	--------	--	--------	--	---------	-----------

CURRANT FIELD: FIRST PRODUCTION - FEBRUARY, 1976 641

BACON FLAT FIELD: FIRST PRODUCTION - JULY, 1981

Apache Corporation

Bacon Flat #1	0	0	0	0	0	314,660
---------------	---	---	---	---	---	---------

BLACKBURN FIELD: FIRST PRODUCTION - APRIL, 1982

Petroleum Corp. of Nevada

Blackburn #3	4,723	31	4,212	16		
Blackburn #10	1,215	27	1,050	28		
Blackburn #14	6,191	31	5,455	28		
Blackburn #16	9,899	31	9,566	28		

	22,028		20,283		42,311	1,947,815
--	--------	--	--------	--	--------	-----------

GRANT CANYON FIELD: FIRST PRODUCTION - SEPTEMBER, 1983

Apache Corporation

Grant Canyon #3	117,944	31	111,137	28		
Grant Canyon #4	54,235	31	68,059	28		

	172,179		179,196		351,375	12,189,962
--	---------	--	---------	--	---------	------------

	January Barrels	January Days	February Barrels	February Days	Bi-Monthly Total	Cumulative Total
SPENCER FEDERAL LEASE: PRODUCTION - MAY, 1986						86
KATE SPRING FIELD: FIRST PRODUCTION - JANUARY, 1986						
Western General, Inc.						
Kate Spring #1	0	0	0	0	0	
Kate Spring #1A	13,417	31	11,702	28		
Apache Corporation						
Kate Spring #12-2	16,722	31	14,992	28	31,714	
David M. Evans						
Taylor Federal #1	3,689	31	3,471	28		
Taylor Federal #2	1,798	31	3,031	23		
	5,487		6,502		11,989	
TOTAL	22,209		21,494		43,703	314,851

TOMERA RANCH FIELD: FIRST PRODUCTION - DECEMBER, 1987

Foreland Corporation						
Foreland-S Pacific 1-5	0	0	0	0	0	6,478

NORTH WILLOW CREEK: FIRST PRODUCTION - APRIL, 1988

Foreland Corporation						
Foreland-S Pacific 1-27	287	11	264	8	264	13,757

NEVADA GAS PRODUCTION NOVEMBER/DECEMBER, 1989

KATE SPRING FIELD: FIRST PRODUCTION - NOVEMBER, 1988

	January MCF	February MCF	Bi-Monthly Total	Cumulative Total
Apache Corporation	3,444	3,618	7,062	
David M. Evans	1,141	1,351	2,492	
Western General	4,146	2,422	6,568	
Total	8,731	7,391	16,122	62,013

SUMMARY: NEVADA OIL AND GAS PRODUCTION

January Oil Production	300,327		
February Oil Production		299,194	
Bi-Monthly Total			599,521
Cumulative Nevada Oil Production (1954-Present)			27,197,737

January Gas Production	8,731		
February Gas Production		7,391	
Bi-Monthly Total			16,122
Cumulative Nevada Gas Production (1988-Present)			62,013

Remarks:

The cumulative total for the Trap Spring Field has been adjusted by 847 barrels. This figure reflects changes that were submitted by Makoil, Inc. on an Amended Producer's Monthly Report for October, 1989 for Munson Ranch wells that produced as follows:

Britton #13-12	199	7
Munson Ranch #12-24	471	31
Munson Ranch #12-33	294	31
Munson Ranch #12-34	2989	31
Munson Ranch #12-44X	352	31
Munson Ranch #13-24	118	31
Munson Ranch #13-31	1974	31
Munson Ranch #13-32	871	31
Munson Ranch #13-33	262	31
Munson Ranch #13-41X	1066	30
Munson Ranch #13-42	696	31
Munson Ranch #14-23	648	31
Munson Ranch #14-24	352	31
Munson Ranch #14-32	2919	31
Munson Ranch #14-34X	1413	31
Munson Ranch #14-41	28801	23
Munson Ranch #14-44	7659	31
Total	55,555	

Makoil, Inc.'s Trap Spring oil production, as previously reported, totalled 54,708. These amendments increase Makoil, Inc.'s production by 847 bbls.

The cumulative total for the Kate Spring Field has been adjusted by 384 bbls. Apache Corporation submitted an amended Producer's Monthly Report for October which reported 1395 bbls produced by the Kate Spring #12-2 well, rather than 1779 bbls as reported previously. The Kate Spring Field cumulative total has been decreased by 384 bbls.

The cumulative total for the North Willow Creek Field has been adjusted by 11 bbls. Foreland Corporation submitted an amended Producer's Monthly Report for October which reported 352 bbls produced by the Foreland S. Pacific Land Co. #1-27 rather than 341 as reported previously. The North Willow Creek Field cumulative total has been increased by 11 bbls.