

STATE OF NEVADA  
 COMMISSION ON MINERAL RESOURCES  
**DIVISION OF MINERALS**  
 400 W. King Street, Suite 106  
 Carson City, Nevada 89703  
 Phone: (775) 684-7040 ! Fax (775) 684-7052

**RECEIVED**

JAN 11 2010

Division of Minerals

**OIL AND GAS PRODUCER=S MONTHLY REPORT**

*This report to be filed before the last day of the month following the month for which production occurred. Ex: January due end of February.*

Company: Grant Canyon Oil and Gas, LLC

Address: 717 17<sup>th</sup> St., Suite 1400 Denver, CO 80202

Lease: GrantCanyon Pool: Devonian Country: Nye County Month: December YR: 2009

LOCATION					OIL AND WATER (BBLs.)				GAS			No. Days Prod.	Status: Flowing, Pumping, Gas Lift, etc.
Well No.	Permit No.	Sec.	Twp.	Rge.	New Oil Prod.	Net Oil Sold	Gravity	Water Prod. L	Tot. Gas Prod. MCF	Gas-oil ratio	Date of Test		
9	642	21	7N	57E	586	664	26.0	788	---	---	---	31	Flowing
7	625	21	7N	57E	3921	4442	26.0	25473	---	---	---	31	Flowing
22-21	705	21	7N	57E	696	641	26.0	27281	---	---	---	31	Flowing
					5,203	5,747		53,542					

**TOTALS**

**OIL AND GAS PRODUCER-S MONTHLY REPORT  
PAGE 2**

1 Method of determining water production:

Shake out \_\_\_\_\_ Estimate \_\_\_\_\_ Draw off \_\_\_\_\_

(Following report is on lease basis)

No. Wells	Total amount of oil on lease at beginning of month	Actual oil produced	DISPOSITION OF OIL			Total amount oil on lease	Total capacity lease tanks
			Bbls. to pipeline	Bbls. To truck or R.R.	Name of Transporter		
3	2223	5203		5747	FrInd	1679	16,000

**GAS**


MCF used on lease --- \_\_\_\_\_ Used for Gas Lift  
MCF sold --- \_\_\_\_\_ --- MCF used on lease.  
MCF blown to air (difference)--- \_\_\_\_\_ --- MCF used on --- \_\_\_\_\_ lease.  
Gas Purchaser --- \_\_\_\_\_ --- MCF used on --- \_\_\_\_\_ lease.

**SUMMARY**

Barrel oil sold during month..... 5747.0  
Fee at \$0.10 per barrel sold ..... \$ 574.70  
MCF gas sold during month..... ---  
Fee at \$0.10 per 50,000 MCF ..... \$ ---  
Total monies remitted herewith to Division of Minerals ..... \$ 574.70

**REMARKS:**

I hereby certify that the information given herewith is true, correct, and complete.

Name Rod Prosceno 

Position Operations Manager

Telephone 307-527-9100

Date 1-4-2010

**INSTRUCTIONS: Prepare in quadruplicate. First three copies to the Division of Minerals with remittance. Last copy for your file.**

STATE OF NEVADA  
 COMMISSION ON MINERAL RESOURCES  
**DIVISION OF MINERALS**  
 400 W. King Street, Suite 106  
 Carson City, Nevada 89703  
 Phone: (775) 684-7040 ! Fax (775) 684-7052

**RECEIVED**

DEC 11 2009

Division of Minerals

**OIL AND GAS PRODUCER=S MONTHLY REPORT**

*This report to be filed before the last day of the month following the month for which production occurred. Ex: January due end of February.*

Company: Grant Canyon Oil and Gas, LLC  
 Address: 717 17<sup>th</sup> St., Suite 1400 Denver, CO 80202  
 Lease: GrantCanyon Pool: Devonian Country: Nye County Month: November YR: 2009

LOCATION					OIL AND WATER (BBLs.)				GAS			No. Days Prod.	Status: Flowing, Pumping, Gas Lift, etc.
Well No.	Permit No.	Sec.	Twp.	Rge.	New Oil Prod.	Net Oil Sold	Gravity	Water Prod.↓	Tot. Gas Prod. MCF	Gas-oil ratio	Date of Test		
9	642	21	7N	57E	925	782	26.0	931	---	---	---	28	Flowing
7	625	21	7N	57E	3027	2559	26.0	22354	---	---	---	27	Flowing
22-21	705	21	7N	57E	704	776	25.8	17831	---	---	---	25	Flowing
					4,656	4,117		41,116					

**TOTALS**

**OIL AND GAS PRODUCER-S MONTHLY REPORT**  
**PAGE 2**

1 Method of determining water production:

Shake out \_\_\_\_\_ Estimate \_\_\_\_\_ Draw off \_\_\_\_\_

(Following report is on lease basis)

No. Wells	Total amount of oil on lease at beginning of month	Actual oil produced	DISPOSITION OF OIL			Total amount oil on lease	Total capacity lease tanks
			Bbls. to pipeline	Bbls. To truck or R.R.	Name of Transporter		
3	1684	4656		4117	Frind	2223	16,000

**GAS**

MCF used on lease --- \_\_\_\_\_ Used for Gas Lift  
MCF sold --- \_\_\_\_\_ --- MCF used on lease.  
MCF blown to air (difference)--- \_\_\_\_\_ --- MCF used on --- \_\_\_\_\_ lease.  
Gas Purchaser --- \_\_\_\_\_ --- MCF used on --- \_\_\_\_\_ lease.

**SUMMARY**

Barrel oil sold during month ..... 4117.0  
Fee at \$0.10 per barrel sold ..... \$ 411.70  
MCF gas sold during month ..... ---  
Fee at \$0.10 per 50,000 MCF ..... \$ ---  
Total monies remitted herewith to Division of Minerals ..... \$ 411.70

**REMARKS:**

I hereby certify that the information given herewith is true, correct, and complete.

Name Rod Prosceno 

Position Operations Manager

Telephone 307-527-9100

Date 12-2-2009

**INSTRUCTIONS: Prepare in quadruplicate. First three copies to the Division of Minerals with remittance. Last copy for your file.**

RECEIVED

NOV 16 2009

Division of Minerals

STATE OF NEVADA  
COMMISSION ON MINERAL RESOURCES

DIVISION OF MINERALS

400 W. King Street, Suite 106

Carson City, Nevada 89703

Phone: (775) 684-7040 ! Fax (775) 684-7052

OIL AND GAS PRODUCER=S MONTHLY REPORT

This report to be filed before the last day of the month following the month for which production occurred. Ex: January due end of February.

Company: Grant Canyon Oil and Gas, LLC

Address: 717 17<sup>th</sup> St., Suite 1400 Denver, CO 80202

Lease: GrantCanyon Pool: Devonian Country: Nye County Month: October YR: 2009

LOCATION					OIL AND WATER (BBLs.)				GAS			No. Days Prod.	Status: Flowing, Pumping, Gas Lift, etc.
Well No.	Permit No.	Sec.	Twp.	Rge.	New Oil Prod.	Net Oil Sold	Gravity	Water Prod.,L	Tot. Gas Prod. MCF	Gas-oil ratio	Date of Test		
9	642	21	7N	57E	1273	1227	26.0	904				31	Flowing
7	625	21	7N	57E	2680	2584	26.0	21695				31	Flowing
22-21	705	21	7N	57E	678	596	26.0	27302				31	Flowing
					4,631	4,407		49,901					

TOTALS

**OIL AND GAS PRODUCER-S MONTHLY REPORT  
PAGE 2**

⊥ Method of determining water production:

Shake out \_\_\_\_\_ Estimate \_\_\_\_\_ Draw off \_\_\_\_\_

(Following report is on lease basis)

No. Wells	Total amount of oil on lease at beginning of month	Actual oil produced	DISPOSITION OF OIL			Total amount oil on lease	Total capacity lease tanks
			Bbls. to pipeline	Bbls. To truck or R.R.	Name of Transporter		
3	1460	4631		4407	Frind	1684	16,000

**GAS**


MCF used on lease --- \_\_\_\_\_ Used for Gas Lift  
MCF sold --- \_\_\_\_\_ --- MCF used on lease.  
MCF blown to air (difference) --- \_\_\_\_\_ --- MCF used on --- \_\_\_\_\_ lease.  
Gas Purchaser --- \_\_\_\_\_ --- MCF used on --- \_\_\_\_\_ lease.

**SUMMARY**

Barrel oil sold during month ..... 4407.0  
Fee at \$0.10 per barrel sold ..... \$ 440.70  
MCF gas sold during month ..... ---  
Fee at \$0.10 per 50,000 MCF ..... \$ ---  
Total monies remitted herewith to Division of Minerals ..... \$ 440.70

**REMARKS:**

I hereby certify that the information given herewith is true, correct, and complete.

Name Rod Prosceno 

Position Operations Manager

Telephone 307-527-9100

Date 11-4-2009

**INSTRUCTIONS: Prepare in quadruplicate. First three copies to the Division of Minerals with remittance.  
Last copy for your file.**

**Production Gauge Sheets - Oct 2009**

	Beg. Inv. (gross bbls)	Produced (gross bbls)	Runs (gross bbls)	Sold (net-adj) bbls)	End Inv. (gross bbls)	Gross Chk	Days Prod	Wtr Prod. (gross bbls)	Last Quarterly Meter Calibration 8/13/2009			Oil				
									Meter Factor	BS&W	Grav/Temp adj.factor	Beg. Inv. (NET bbls)	Produced (NET bbls)	Sold (NET bbls)	End Inv. (NET bbls)	
Well 9 & 7	824.4	4007.6	3863.3	3810.37	968.7	968.7		22,599	1.0009	0.999	0.9864	868.35	3952.70	3810.37	1010.68	10/1/2009 - 10/31/2009
Well 22-21	600.3	682.1	600	612.44	682.4	682.4		27,302	1.0001	0.999	0.9949	591.78	678.01	612.44	657.35	10/1/2009 - 10/31/2009
<b>Totals</b>	<b>1424.7</b>	<b>4689.7</b>	<b>4463.3</b>	<b>4422.81</b>	<b>1651.1</b>	<b>1651.1</b>		<b>49,901</b>								

**MMS Report**

*Note -- this report takes beginning inventory as gross for transition from Jan-2007. Point forward, all inventory and figures will be NET.*

Part A			
Well 9		1226.94	31 904
Well 7		2583.43	31 21,695
Well 22-21			31 27,302
			49,901

Part B			
Disposition			49,901
			4422.81

Part C			
	1460.13	4630.71	4422.81 1668.03

adj. = 0.00

	Oil	Water
Well No.9 allocation	32.2%	4.0%
Well No.7 allocation	67.8%	96.0%
	100.0%	100.0%

**Converted Beginning inventory from gross to ending inventory of Net  
Per MMS discussion**

STATE OF NEVADA  
 COMMISSION ON MINERAL RESOURCES  
**DIVISION OF MINERALS**  
 400 W. King Street, Suite 106  
 Carson City, Nevada 89703  
 Phone: (775) 684-7040 ! Fax (775) 684-7052

RECEIVED  
 OCT 16 2009  
 Division of Minerals

**OIL AND GAS PRODUCER=S MONTHLY REPORT**

*This report to be filed before the last day of the month following the month for which production occurred. Ex: January due end of February.*

Company: Grant Canyon Oil and Gas, LLC  
 Address: 717 17<sup>th</sup> St., Suite 1400 Denver, CO 80202  
 Lease: GrantCanyon Pool: Devonian Country: Nye County Month: September YR: 2009

LOCATION					OIL AND WATER (BBLs.)				GAS			No. Days Prod.	Status: Flowing, Pumping, Gas Lift, etc.
Well No.	Permit No.	Sec.	Twp.	Rge.	New Oil Prod.	Net Oil Sold	Gravity	Water Prod.⊥	Tot. Gas Prod. MCF	Gas-oil ratio	Date of Test		
9	642	21	7N	57E	1226.1	1362	25.9	1072	---	---	---	30	Flowing
7	625	21	7N	57E	3265.0	3627	25.9	25728	---	---	---	30	Flowing
22-21	705	21	7N	57E	658.5	612	25.9	26624	---	---	---	30	Flowing
					5,149.6	5,601		53,424					

TOTALS



**OIL AND GAS PRODUCER-S MONTHLY REPORT**  
**PAGE 2**

Method of determining water production:

Shake out \_\_\_\_\_ Estimate \_\_\_\_\_ Draw off \_\_\_\_\_

(Following report is on lease basis)

No. Wells	Total amount of oil on lease at beginning of month	Actual oil produced	DISPOSITION OF OIL			Total amount oil on lease	Total capacity lease tanks
			Bbls. to pipeline	Bbls. To truck or R.R.	Name of Transporter		
3	1912	5150		5601	FrInd	1460	16,000

**GAS**


MCF used on lease --- \_\_\_\_\_ Used for Gas Lift  
MCF sold --- \_\_\_\_\_ --- MCF used on lease.  
MCF blown to air (difference)--- \_\_\_\_\_ --- MCF used on --- \_\_\_\_\_ lease.  
Gas Purchaser --- \_\_\_\_\_ --- MCF used on --- \_\_\_\_\_ lease.

**SUMMARY**

Barrel oil sold during month ..... 5601.3  
Fee at \$0.10 per barrel sold ..... \$ 560.13  
MCF gas sold during month..... ---  
Fee at \$0.10 per 50,000 MCF ..... \$ ---  
Total monies remitted herewith to Division of Minerals ..... \$ 560.13

**REMARKS:**

I hereby certify that the information given herewith is true, correct, and complete.

Name Rod Prosceno 

Position Operations Manager

Telephone 307-527-9100

Date 10-6-2009

**INSTRUCTIONS: Prepare in quadruplicate. First three copies to the Division of Minerals with remittance. Last copy for your file.**

STATE OF NEVADA  
 COMMISSION ON MINERAL RESOURCES  
**DIVISION OF MINERALS**  
 400 W. King Street, Suite 106  
 Carson City, Nevada 89703  
 Phone: (775) 684-7040 ! Fax (775) 684-7052

**RECEIVED**

SEP 14 2009

Division of Minerals

**OIL AND GAS PRODUCER=S MONTHLY REPORT**

*This report to be filed before the last day of the month following the month for which production occurred. Ex: January due end of February.*

Company: Grant Canyon Oil and Gas, LLC

Address: 717 17<sup>th</sup> St., Suite 1400 Denver, CO 80202

Lease: GrantCanyon Pool: Devonian Country: Nye County Month: August YR: 2009

LOCATION					OIL AND WATER (BBLs.)				GAS			No. Days Prod.	Status: Flowing, Pumping, Gas Lift, etc.
Well No.	Permit No.	Sec.	Twp.	Rge.	New Oil Prod.	Net Oil Sold	Gravity	Water Prod.L	Tot. Gas Prod. MCF	Gas-oil ratio	Date of Test		
9	642	21	7N	57E	1479.8	1476	25.9	1690	---	---	---	31	Flowing
7	625	21	7N	57E	3452.9	3444	25.9	26474	---	---	---	31	Flowing
22-21	705	21	7N	57E	643.2	740	25.7	26747	---	---	---	31	Flowing
					5,575.9	5,660		54,911					

**TOTALS**

**OIL AND GAS PRODUCER-S MONTHLY REPORT**  
**PAGE 2**

Method of determining water production:

Shake out \_\_\_\_\_ Estimate \_\_\_\_\_ Draw off \_\_\_\_\_

(Following report is on lease basis)

No. Wells	Total amount of oil on lease at beginning of month	Actual oil produced	DISPOSITION OF OIL			Total amount oil on lease	Total capacity lease tanks
			Bbls. to pipeline	Bbls. To truck or R.R.	Name of Transporter		
3	1,996	5,576		5,660	Frlnd	1912	16,000

**GAS**


MCF used on lease --- \_\_\_\_\_ Used for Gas Lift  
MCF sold --- \_\_\_\_\_ --- MCF used on lease.  
MCF blown to air (difference)--- \_\_\_\_\_ --- MCF used on --- \_\_\_\_\_ lease.  
Gas Purchaser --- \_\_\_\_\_ --- MCF used on --- \_\_\_\_\_ lease.

**SUMMARY**

Barrel oil sold during month ..... 5659.91  
Fee at \$0.10 per barrel sold ..... \$ 565.99  
MCF gas sold during month..... ---  
Fee at \$0.10 per 50,000 MCF ..... \$ ---  
Total monies remitted herewith to Division of Minerals ..... \$ 565.99

**REMARKS:**

I hereby certify that the information given herewith is true, correct, and complete.

Name Rod Prosceno   
Position Operations Manager  
Telephone 307-527-9100  
Date 9-7-2009

**INSTRUCTIONS: Prepare in quadruplicate. First three copies to the Division of Minerals with remittance. Last copy for your file.**

STATE OF NEVADA  
 COMMISSION ON MINERAL RESOURCES  
**DIVISION OF MINERALS**  
 400 W. King Street, Suite 106  
 Carson City, Nevada 89703  
 Phone: (775) 684-7040 ! Fax (775) 684-7052

**RECEIVED**  
 AUG 13 2009  
 Division of Minerals

**OIL AND GAS PRODUCER=S MONTHLY REPORT**

*This report to be filed before the last day of the month following the month for which production occurred. Ex: January due end of February.*

Company: Grant Canyon Oil and Gas, LLC  
 Address: 717 17<sup>th</sup> St., Suite 1400 Denver, CO 80202  
 Lease: GrantCanyon Pool: Devonian Country: Nye County Month: July YR: 2009

LOCATION					OIL AND WATER (BBLs.)				GAS			No. Days Prod.	Status: Flowing, Pumping, Gas Lift, etc.
Well No.	Permit No.	Sec.	Twp.	Rge.	New Oil Prod.	Net Oil Sold	Gravity	Water Prod.↓	Tot. Gas Prod. MCF	Gas-oil ratio	Date of Test		
9	642	21	7N	57E	1443.7	1228.8	25.7	1382				31	Flowing
7	625	21	7N	57E	2716.7	2312.3	25.7	26254				25	Flowing
22-21	705	21	7N	57E	723.2	739.3	25.8	27270				31	Flowing
					4,883.6	4,280.4		54,906					

**TOTALS**

**OIL AND GAS PRODUCER-S MONTHLY REPORT  
PAGE 2**

1. Method of determining water production:

Shake out \_\_\_\_\_ Estimate \_\_\_\_\_ Draw off \_\_\_\_\_

(Following report is on lease basis)

No. Wells	Total amount of oil on lease at beginning of month	Actual oil produced	DISPOSITION OF OIL			Total amount oil on lease	Total capacity lease tanks
			Bbls. to pipeline	Bbls. To truck or R.R.	Name of Transporter		
3	1392.6	4883.6		4280.5	Frind	1995.7	16,000

**GAS**


MCF used on lease --- \_\_\_\_\_ Used for Gas Lift  
MCF sold --- \_\_\_\_\_ MCF used on lease.  
MCF blown to air (difference) --- \_\_\_\_\_ MCF used on --- \_\_\_\_\_ lease.  
Gas Purchaser --- \_\_\_\_\_ MCF used on --- \_\_\_\_\_ lease.

**SUMMARY**

Barrel oil sold during month.....	_____	4280.5
Fee at \$0.10 per barrel sold.....	\$ _____	428.05
MCF gas sold during month.....	_____	---
Fee at \$0.10 per 50,000 MCF.....	\$ _____	---
Total monies remitted herewith to Division of Minerals.....	\$ _____	428.05

**REMARKS:**

I hereby certify that the information given herewith is true, correct, and complete.

Name Rod Prosceno   
Position Operations Manager  
Telephone 307-527-9100  
Date 8-5-2009

**INSTRUCTIONS: Prepare in quadruplicate. First three copies to the Division of Minerals with remittance.  
Last copy for your file.**

STATE OF NEVADA  
 COMMISSION ON MINERAL RESOURCES  
**DIVISION OF MINERALS**  
 400 W. King Street, Suite 106  
 Carson City, Nevada 89703  
 Phone: (775) 684-7040 ! Fax (775) 684-7052

**RECEIVED**

JUL 13 2009

Division of Minerals

**OIL AND GAS PRODUCER-S MONTHLY REPORT**

*This report to be filed before the last day of the month following the month for which production occurred. Ex: January due end of February.*

Company: Grant Canyon Oil and Gas, LLC

Address: 717 17<sup>th</sup> St., Suite 1400 Denver, CO 80202

Lease: GrantCanyon Pool: Devonian Country: Nye County Month: June YR: 2009

LOCATION					OIL AND WATER (BBLs.)				GAS			No. Days Prod.	Status: Flowing, Pumping, Gas Lift, etc.
Well No.	Permit No.	Sec.	Twp.	Rge.	New Oil Prod.	Net Oil Sold	Gravity	Water Prod.↓	Tot. Gas Prod. MCF	Gas-oil ratio	Date of Test		
9	642	21	7N	57E	1327.9	1359.7	25.9	1591				30	Flowing
7	625	21	7N	57E	3098.5	3172.7	25.9	30222				30	Flowing
22-21	705	21	7N	57E	609.2	614.5	26.0	26598				30	Flowing
					5,035.6	5,146.9		58,411					

**TOTALS**

**OIL AND GAS PRODUCER-S MONTHLY REPORT  
PAGE 2**

Method of determining water production:

Shake out \_\_\_\_\_ Estimate \_\_\_\_\_ Draw off \_\_\_\_\_

(Following report is on lease basis)

No. Wells	Total amount of oil on lease at beginning of month	Actual oil produced	DISPOSITION OF OIL			Total amount oil on lease	Total capacity lease tanks
			Bbls. to pipeline	Bbls. To truck or R.R.	Name of Transporter		
3	1503.9	5035.6		5146.9	FrInd	1392.6	16,000

**GAS**


MCF used on lease --- \_\_\_\_\_ Used for Gas Lift \_\_\_\_\_  
MCF sold --- \_\_\_\_\_ MCF used on lease. \_\_\_\_\_  
MCF blown to air (difference) --- \_\_\_\_\_ MCF used on --- \_\_\_\_\_ lease.  
Gas Purchaser --- \_\_\_\_\_ MCF used on --- \_\_\_\_\_ lease.

**SUMMARY**

Barrel oil sold during month..... 5146.9  
Fee at \$0.10 per barrel sold ..... \$ 514.69  
MCF gas sold during month ..... ---  
Fee at \$0.10 per 50,000 MCF ..... \$ ---  
Total monies remitted herewith to Division of Minerals..... \$ 514.69

**REMARKS:**

I hereby certify that the information given herewith is true, correct, and complete.

Name Rod Prosceno   
Position Operations Manager  
Telephone 307-527-9100  
Date 7-7-2009

**INSTRUCTIONS: Prepare in quadruplicate. First three copies to the Division of Minerals with remittance.  
Last copy for your file.**

STATE OF NEVADA  
 COMMISSION ON MINERAL RESOURCES

**DIVISION OF MINERALS**

400 W. King Street, Suite 106  
 Carson City, Nevada 89703  
 Phone: (775) 684-7040 ! Fax (775) 684-7052

**RECEIVED**

JUN 08 2009

Division of Minerals

**OIL AND GAS PRODUCER-S MONTHLY REPORT**

*This report to be filed before the last day of the month following the month for which production occurred. Ex: January due end of February.*

Company: Grant Canyon Oil and Gas, LLC

Address: 717 17<sup>th</sup> St., Suite 1400 Denver, CO 80202

Lease: GrantCanyon Pool: Devonian Country: Nye County Month: May YR: 2009

LOCATION					OIL AND WATER (BBLs.)				GAS			No. Days Prod.	Status: Flowing, Pumping, Gas Lift, etc.
Well No.	Permit No.	Sec.	Twp.	Rge.	New Oil Prod.	Net Oil Sold	Gravity	Water Prod. L	Tot. Gas Prod. MCF	Gas-oil ratio	Date of Test		
9	642	21	7N	57E	1281.9	1298.1	25.7	1849				29	Flowing
7	625	21	7N	57E	2880.2	2916.4	25.7	24570				30	Flowing
22-21	705	21	7N	57E	646.6	465.2	25.6	24421				27	Flowing
<b>TOTALS</b>					4,808.7	4,679.7		50,840					



**OIL AND GAS PRODUCER-S MONTHLY REPORT  
PAGE 2**

⊥ Method of determining water production:

Shake out \_\_\_\_\_ Estimate \_\_\_\_\_ Draw off \_\_\_\_\_

(Following report is on lease basis)

No. Wells	Total amount of oil on lease at beginning of month	Actual oil produced	DISPOSITION OF OIL			Total amount oil on lease	Total capacity lease tanks
			Bbls. to pipeline	Bbls. To truck or R.R.	Name of Transporter		
3	1374.9	4808.7		4679.7	FrInd	1503.9	16,000

**GAS**


MCF used on lease --- \_\_\_\_\_ Used for Gas Lift  
MCF sold --- \_\_\_\_\_ --- MCF used on lease.  
MCF blown to air (difference) --- \_\_\_\_\_ --- MCF used on --- lease.  
Gas Purchaser --- \_\_\_\_\_ --- MCF used on --- lease.

**SUMMARY**

Barrel oil sold during month..... 4679.7  
Fee at \$0.10 per barrel sold..... \$ 467.97  
MCF gas sold during month..... ---  
Fee at \$0.10 per 50,000 MCF..... \$ ---  
Total monies remitted herewith to Division of Minerals..... \$ 467.97

**REMARKS:**

I hereby certify that the information given herewith is true, correct, and complete.

Name Rod Prosceno 

Position Operations Manager

Telephone 307-527-9100

Date 6-2-2009

**INSTRUCTIONS: Prepare in quadruplicate. First three copies to the Division of Minerals with remittance.  
Last copy for your file.**

STATE OF NEVADA  
 COMMISSION ON MINERAL RESOURCES  
**DIVISION OF MINERALS**  
 400 W. King Street, Suite 106  
 Carson City, Nevada 89703  
 Phone: (775) 684-7040 ! Fax (775) 684-7052

**RECEIVED**  
 MAY 18 2009  
 Division of Minerals

**OIL AND GAS PRODUCER=S MONTHLY REPORT**

*This report to be filed before the last day of the month following the month for which production occurred. Ex: January due end of February.*

Company: Grant Canyon Oil and Gas, LLC

Address: 717 17<sup>th</sup> St., Suite 1400 Denver, CO 80202

Lease: GrantCanyon Pool: Devonian Country: Nye County Month: April YR: 2009

LOCATION					OIL AND WATER (BBLs.)				GAS			No. Days Prod.	Status: Flowing, Pumping, Gas Lift, etc.
Well No.	Permit No.	Sec.	Twp.	Rge.	New Oil Prod.	Net Oil Sold	Gravity	Water Prod.L	Tot. Gas Prod. MCF	Gas-oil ratio	Date of Test		
9	642	21	7N	57E	1573.3	1563.5	25.8	3469	---	---	---	30	Flowing
7	625	21	7N	57E	2896.2	2878.3	25.8	21312	---	---	---	30	Flowing
22-21	705	21	7N	57E	676.4	879.3	25.6	29039	---	---	---	30	Flowing
					5,145.9	5,321.1		53,820					

**TOTALS**

**OIL AND GAS PRODUCER-S MONTHLY REPORT**  
**PAGE 2**

⊥ Method of determining water production:

Shake out \_\_\_\_\_ Estimate \_\_\_\_\_ Draw off \_\_\_\_\_

(Following report is on lease basis)

No. Wells	Total amount of oil on lease at beginning of month	Actual oil produced	DISPOSITION OF OIL			Total amount oil on lease	Total capacity lease tanks
			Bbls. to pipeline	Bbls. To truck or R.R.	Name of Transporter		
3	1550.1	5145.9		5321.1	FrInd	1374.9	16,000

**GAS**


MCF used on lease --- \_\_\_\_\_ Used for Gas Lift  
MCF sold --- \_\_\_\_\_ --- MCF used on lease.  
MCF blown to air (difference)--- \_\_\_\_\_ --- MCF used on --- \_\_\_\_\_ lease.  
Gas Purchaser --- \_\_\_\_\_ --- MCF used on --- \_\_\_\_\_ lease.

**SUMMARY**

Barrel oil sold during month.....	5321.1
Fee at \$0.10 per barrel sold .....	\$ 532.11
MCF gas sold during month.....	---
Fee at \$0.10 per 50,000 MCF .....	\$ ---
Total monies remitted herewith to Division of Minerals .....	\$ 532.11

**REMARKS:**

I hereby certify that the information given herewith is true, correct, and complete.

Name Rod Prosceno 

Position Operations Manager

Telephone 307-527-9100

Date 5-08-2009

**INSTRUCTIONS: Prepare in quadruplicate. First three copies to the Division of Minerals with remittance. Last copy for your file.**

STATE OF NEVADA  
 COMMISSION ON MINERAL RESOURCES  
**DIVISION OF MINERALS**  
 400 W. King Street, Suite 106  
 Carson City, Nevada 89703  
 Phone: (775) 684-7040 ! Fax (775) 684-7052

RECEIVED  
 23 2009  
 Division of Minerals

**OIL AND GAS PRODUCER'S MONTHLY REPORT**

*This report to be filed before the last day of the month following the month for which production occurred. Ex: January due end of February.*

Company: Grant Canyon Oil and Gas, LLC  
 Address: 717 17<sup>th</sup> St., Suite 1400 Denver, CO 80202  
 Lease: GrantCanyon Pool: Devonian Country: Nye County Month: March YR: 2009

LOCATION					OIL AND WATER (BBLs.)				GAS			No. Days Prod.	Status: Flowing, Pumping, Gas Lift, etc.
Well No.	Permit No.	Sec.	Twp.	Rge.	New Oil Prod.	Net Oil Sold	Gravity	Water Prod.	Tot. Gas Prod. MCF	Gas-oil ratio	Date of Test		
9	642	21	7N	57E	947.6	882.39	25.9	1315				31	Flowing
7	625	21	7N	57E	3790.2	3529.57	25.9	24989				31	Flowing
22-21	705	21	7N	57E	704.0	493.47	25.7	30048				31	Flowing
<b>TOTALS</b>					5,441.8	4,905.4		56,352					

**OIL AND GAS PRODUCER-S MONTHLY REPORT**  
**PAGE 2**

⊥ Method of determining water production:

Shake out \_\_\_\_\_ Estimate \_\_\_\_\_ Draw off \_\_\_\_\_

(Following report is on lease basis)

No. Wells	Total amount of oil on lease at beginning of month	Actual oil produced	DISPOSITION OF OIL			Total amount oil on lease	Total capacity lease tanks
			Bbls. to pipeline	Bbls. To truck or R.R.	Name of Transporter		
3	1013.7	5441.8		4905.4	FrInd	1550.1	16,000

**GAS**


MCF used on lease --- \_\_\_\_\_ Used for Gas Lift  
MCF sold --- \_\_\_\_\_ --- MCF used on lease.  
MCF blown to air (difference) --- \_\_\_\_\_ MCF used on --- \_\_\_\_\_ lease.  
Gas Purchaser --- \_\_\_\_\_ MCF used on --- \_\_\_\_\_ lease.

**SUMMARY**

Barrel oil sold during month..... 4905.4  
Fee at \$0.10 per barrel sold ..... \$ 490.54  
MCF gas sold during month ..... ---  
Fee at \$0.10 per 50,000 MCF ..... \$ ---  
Total monies remitted herewith to Division of Minerals..... \$ 490.54

**REMARKS:**

I hereby certify that the information given herewith is true, correct, and complete.

Name Rod Prosceno   
Position Operations Manager  
Telephone 307-527-9100  
Date 4-06-2009

**INSTRUCTIONS: Prepare in quadruplicate. First three copies to the Division of Minerals with remittance. Last copy for your file.**

STATE OF NEVADA  
 COMMISSION ON MINERAL RESOURCES  
**DIVISION OF MINERALS**  
 400 W. King Street, Suite 106  
 Carson City, Nevada 89703  
 Phone: (775) 684-7040 ! Fax (775) 684-7052

**RECEIVED**

MAR 16 2009

Division of Minerals

**OIL AND GAS PRODUCER=S MONTHLY REPORT**

*This report to be filed before the last day of the month following the month for which production occurred. Ex: January due end of February.*

Company: Grant Canyon Oil and Gas, LLC

Address: 717 17<sup>th</sup> St., Suite 1400 Denver, CO 80202

Lease: GrantCanyon Pool: Devonian Country: Nye County Month: February YR: 2009

LOCATION					OIL AND WATER (BBLs.)				GAS			No. Days Prod.	Status: Flowing, Pumping, Gas Lift, etc.
Well No.	Permit No.	Sec.	Twp.	Rge.	New Oil Prod.	Net Oil Sold	Gravity	Water Prod.L	Tot. Gas Prod. MCF	Gas-oil ratio	Date of Test		
9	642	21	7N	57E	880.96	963.71	25.9	1252	---	---	---	28	Flowing
7	625	21	7N	57E	3160.16	3456.99	25.9	19620	---	---	---	28	Flowing
22-21	705	21	7N	57E	644.5	715.5	25.9	27179	---	---	---	28	Flowing
					4,685.6	5,136.2		48,051					

**TOTALS**

**OIL AND GAS PRODUCER=S MONTHLY REPORT  
PAGE 2**

⊥ Method of determining water production:

Shake out \_\_\_\_\_ Estimate \_\_\_\_\_ Draw off \_\_\_\_\_

(Following report is on lease basis)

No. Wells	Total amount of oil on lease at beginning of month	Actual oil produced	DISPOSITION OF OIL			Total amount oil on lease	Total capacity lease tanks
			Bbls. to pipeline	Bbls. To truck or R.R.	Name of Transporter		
3	1464.3	4685.6		5136.2	FrInd	1013.7	16,000

**GAS**


MCF used on lease --- \_\_\_\_\_ Used for Gas Lift  
MCF sold --- \_\_\_\_\_ --- MCF used on lease.  
MCF blown to air (difference) --- \_\_\_\_\_ --- MCF used on --- \_\_\_\_\_ lease.  
Gas Purchaser --- \_\_\_\_\_ --- MCF used on --- \_\_\_\_\_ lease.

**SUMMARY**

Barrel oil sold during month..... 5136.2  
Fee at \$0.10 per barrel sold ..... \$ 513.62  
MCF gas sold during month ..... ---  
Fee at \$0.10 per 50,000 MCF ..... \$ ---  
Total monies remitted herewith to Division of Minerals..... \$ 513.62

**REMARKS:**

I hereby certify that the information given herewith is true, correct, and complete.

Name Rod Prosceno   
Position Operations Manager  
Telephone 307-527-9100  
Date 3-08-2009

**INSTRUCTIONS: Prepare in quadruplicate. First three copies to the Division of Minerals with remittance.  
Last copy for your file.**

RECEIVED

FEB 12 2009

Division of Minerals

STATE OF NEVADA  
 COMMISSION ON MINERAL RESOURCES  
**DIVISION OF MINERALS**  
 400 W. King Street, Suite 106  
 Carson City, Nevada 89703  
 Phone: (775) 684-7040 ! Fax (775) 684-7052

**OIL AND GAS PRODUCER-S MONTHLY REPORT**

*This report to be filed before the last day of the month following the month for which production occurred. Ex: January due end of February.*

Company: Grant Canyon Oil and Gas, LLC

Address: 717 17<sup>th</sup> St., Suite 1400 Denver, CO 80202

Lease: GrantCanyon Pool: Devonian Country: Nye County Month: January YR: 2009

LOCATION					OIL AND WATER (BBLs.)				GAS			No. Days Prod.	Status: Flowing, Pumping, Gas Lift, etc.
Well No.	Permit No.	Sec.	Twp.	Rge.	New Oil Prod.	Net Oil Sold	Gravity	Water Prod.	Tot. Gas Prod. MCF	Gas-oil ratio	Date of Test		
9	642	21	7N	57E	1356.77	1390.13	25.8	1324				31	Flowing
7	625	21	7N	57E	2754.66	2822.39	25.8	17589				31	Flowing
22-21	705	21	7N	57E	708.18	802.47	25.9	30306				31	Flowing
					4,819.6	5,015.0		49,219					

TOTALS



**OIL AND GAS PRODUCER'S MONTHLY REPORT  
PAGE 2**

⊥ Method of determining water production:

Shake out \_\_\_\_\_ Estimate \_\_\_\_\_ Draw off \_\_\_\_\_

(Following report is on lease basis)

No. Wells	Total amount of oil on lease at beginning of month	Actual oil produced	DISPOSITION OF OIL			Total amount oil on lease	Total capacity lease tanks
			Bbls. to pipeline	Bbls. To truck or R.R.	Name of Transporter		
3	1659.7	4819.6		5015.0	FrInd	1464.3	16,000

**GAS**


MCF used on lease --- \_\_\_\_\_ Used for Gas Lift  
MCF sold --- \_\_\_\_\_ --- MCF used on lease.  
MCF blown to air (difference) --- \_\_\_\_\_ --- MCF used on --- \_\_\_\_\_ lease.  
Gas Purchaser --- \_\_\_\_\_ --- MCF used on --- \_\_\_\_\_ lease.

**SUMMARY**

Barrel oil sold during month..... 5015.0  
Fee at \$0.10 per barrel sold ..... \$ 501.50  
MCF gas sold during month ..... ---  
Fee at \$0.10 per 50,000 MCF ..... \$ ---  
Total monies remitted herewith to Division of Minerals..... \$ 501.50

**REMARKS:**

I hereby certify that the information given herewith is true, correct, and complete.

Name Rod Prosceno   
Position Operations Manager  
Telephone 307-527-9100  
Date 2-05-2009

**INSTRUCTIONS: Prepare in quadruplicate. First three copies to the Division of Minerals with remittance.  
Last copy for your file.**