

NEVADA OIL PATCH

Briefing from the Department of Minerals
November/December, 1991

Production Summary

Total Nevada oil production for the period: 464,212 bbls
Production for the same period last year: 684,761 bbls

Permitting

Permits to drill issued by NDOM in the period: 1
Permits issued for the same period last year: 7

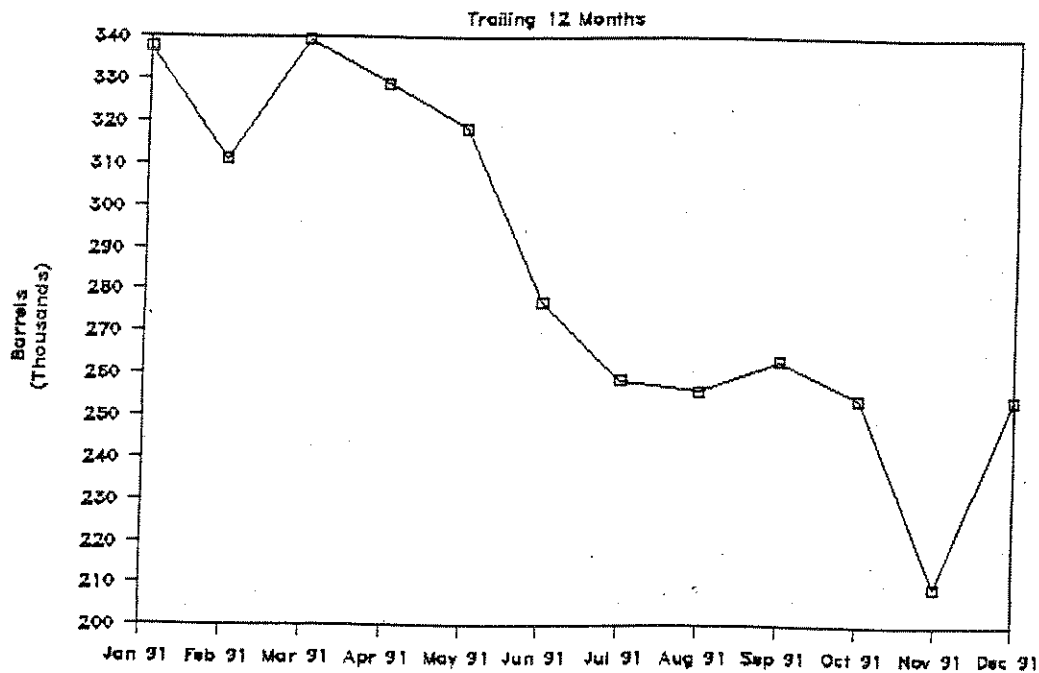
Rig Count

Rotary rigs operating during the period (peak): 4
Rotary rigs operating same period last year (peak): 3

Wells Drilled or Drilling During the Period

Makoil, Inc. - Munson Ranch #13-11
J. R. Bacon Drilling, Inc. - West Hay Ranch #12-1
E. P. Operating Company - Rye Patch Federal #22-12
Balcron Oil - Balcron Bacon Flat #24-17
Balcron Thorn Spring #43-29
Foreland Corporation - Re-entry of S.P. Land Co. #1-27
Genex - Genex Federal #6-7

NEVADA OIL PRODUCTION



	November Barrels	Days	December Barrels	Days	Bi-Monthly Total	Cumulative Total
J.R. Bacon Drilling						
Munson Ranch #13-1	659	30	667	31		
Munson Ranch #13-45	1,020	30	1,033	31		
Munson Ranch #13-46	0	0	0	0		
Munson Ranch #14-33	234	30	237	31		
Munson Ranch #14-42	1,670	30	1,702	31		
Munson Ranch #14-49	0	0	0	0		
Munson Ranch #14-49X	212	30	215	31		
	<u>3,795</u>		<u>3,854</u>		7,649	
Apache Corporation						
2 Trap Spring	4,010	30	3,209	31		
3 Trap Spring	2,475	18	2,367	31		
8 Trap Spring	338	30	234	31		
9 Trap Spring	3,788	30	3,360	31		
16 Trap Spring	674	30	216	11		
19 Trap Spring	1,654	30	3,141	31		
23-41 Trap Spring	877	30	686	31		
	<u>13,816</u>		<u>13,213</u>		27,029	
David M. Evans, Inc.						
2-13 Trap Spring	0	0	0	0	0	
TOTAL	47,953		53,324		101,277	9,932,279
CURRENT FIELD: FIRST PRODUCTION - FEBRUARY, 1976						641
BACON FLAT FIELD: FIRST PRODUCTION - JULY, 1981						
Apache Corporation						
Bacon Flat #1	0	0	0	0	0	314,660
DUCKWATER CREEK FIELD: FIRST PRODUCTION - MAY, 1990						
Makoil, Inc.						
Duckwater Creek 19-11	298	25	291	28	589	7,285
BLACKBURN FIELD: FIRST PRODUCTION - APRIL, 1982						
Petroleum Corp. of Nevada						
Blackburn #3	2,957	29	3,355	31		
Blackburn #10	649	30	957	31		
Blackburn #14	4,677	30	4,643	31		
Blackburn #16	7,049	30	7,577	31		
	<u>15,332</u>		<u>16,532</u>		31,864	2,346,767
GRANT CANYON FIELD: FIRST PRODUCTION - SEPTEMBER, 1983						
Apache Corporation						
Grant Canyon #3	31,539	20	61,064	31		
Grant Canyon #4	1,559	2	0	0		
Grant Canyon #7	85,102	30	96,294	31		
	<u>118,200</u>		<u>157,358</u>		275,558	16,308,479

	November Barrels	November Days	December Barrels	December Days	Bi-Monthly Total	Cumulative Total
SPENCER FEDERAL LEASE: PRODUCTION - MAY, 1986						86
KATE SPRING FIELD: FIRST PRODUCTION - JANUARY, 1986						
Western General, Inc.						
Kate Spring #1	0	0	0	0		
Kate Spring #1A	11,277	30	11,784	31		
Kate Spring #1C	900	30	600	20		
Taylor Federal #1	2,351	30	1,002	31		
Taylor Federal #2	658	30	24	3		
	15,186		13,410		28,596	
Apache Corporation						
Kate Spring #12-2	7,923	30	8,394	31	16,317	
TOTAL	23,109		21,804		44,913	1,029,704

TOMERA RANCH FIELD: FIRST PRODUCTION - DECEMBER, 1987

J.N. Bacon Drilling, Inc.						
Tomera Ranch 33-1	68	3	92	3	160	
Foreland Corporation						
Foreland-S Pacific 1-5	158	14	240	21	398	12,150

NORTH WILLOW CREEK: FIRST PRODUCTION - APRIL, 1988

Foreland Corporation						
Foreland-S Pacific 1-27	41	1	0	0	41	19,027

THREE BAR FIELD: FIRST PRODUCTION - MARCH, 1990

The Gary-Williams Company						
Three Bar 25-A	57	6	40	3	97	21,285

NEVADA GAS PRODUCTION NOVEMBER/DECEMBER, 1991

KATE SPRING FIELD: FIRST PRODUCTION - NOVEMBER, 1988

	November MCF	December MCF	Bi-Monthly Total	Cumulative Total
Apache Corporation	1,975	1,942	3,917	
Western General	1,581	1,320	2,901	
Total	3,556	3,262	6,818	175,148

SUMMARY: NEVADA OIL AND GAS PRODUCTION

November Oil Production	209,596		
December Oil Production		254,616	
Bi-Monthly Total			464,212
Cumulative Nevada Oil Production (1954-Present)			34,021,676
November Gas Production	3,556		
December Gas Production		3,262	
Bi-Monthly Total			6,818
Cumulative Nevada Gas Production (1988-Present)			175,148

Remarks: Please note that the cumulative field total for the Eagle Springs Field has been adjusted by 170 bbls. Draycutt Oil Corporation reported 170 bbls reclaimed from their abandoned collection pit in Section 35.

A new well is listed on this edition of the production report. Makoil's Munson Ranch #13-11 was first put on production in December.

NEVADA OIL PATCH

Briefing from the Department of Minerals
September/October, 1991

Production Summary

Total Nevada oil production for the period: 518,167 bbls
Production for the same period last year: 695,701 bbls

Permitting

Permits to drill issued by NDOM in the period: 8
Permits issued for the same period last year: 11

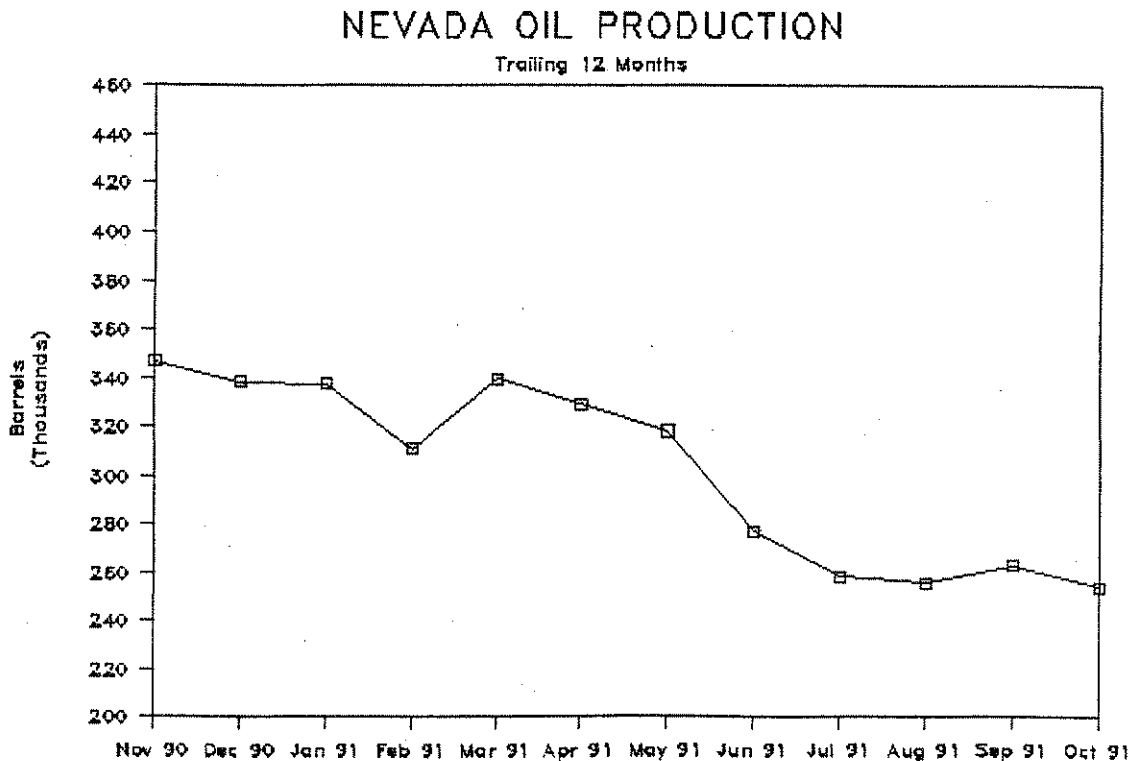
Rig Count

Rotary rigs operating during the period (peak): 3
Rotary rigs operating same period last year (peak): 3

Wells Drilled or Drilling During the Period

Dyad Petroleum Company - Antelope Spring #33-7
Anadarko Petroleum Corp. - Cherry Springs Federal #30-44
Felderhoff Production Co. - Felderhoff Federal #5-1
Felderhoff Federal #25-1

NEVADA OIL PRODUCTION





BOB MILLER
Governor

STATE OF NEVADA
DEPARTMENT OF MINERALS

400 W. King Street, Suite 106
Carson City, Nevada 89710
(702) 687-5050
Fax (702) 687-3957

Las Vegas Branch
4220 S. Maryland Pkwy.
Suite 304
Las Vegas, Nevada 89119
(702) 486-7250
Fax (702) 486-7252

RUSSELL A. FIELDS
Executive Director

NEVADA OIL PRODUCTION SEPTEMBER/OCTOBER, 1991

	September		October		Bi-Monthly Total	Cumulative Total
	Barrels	Days	Barrels	Days		
EAGLE SPRINGS FIELD: FIRST PRODUCTION - MARCH, 1954						
John Lyddon, Operator						
15-35	0	0	0	0		
35-35	0	0	0	0		
62-35	0	0	0	0		
	0		0			
Draycutt Corporation					0	
1-36	0	0	0	0		
5-36	1,686	30	1,860	31		
43-36	0	0	0	0		
73-35	1,065	30	1,271	31		
74-35	0	0	0	0		
84-35	817	30	930	31		
	3,568		4,061		7,629	
TOTAL	3,568		4,061		7,629	4,019,828

TRAP SPRINGS FIELD: FIRST PRODUCTION - NOVEMBER, 1976

Makoil, Inc.						
24-1 Zuspenn	0	0	0	0		
24-3 Zuspenn	0	0	0	0		
13-21 Britton	492	30	508	31		
12-23 Munson Ranch	430	30	447	31		
12-24 Munson Ranch	460	30	477	31		
12-32 Munson Ranch	15,194	30	15,321	31		
12-33 Munson Ranch	208	30	182	31		
12-34 Munson Ranch	1,983	30	1,902	31		
12-42 Munson Ranch	458	30	485	31		
12-44X Munson Ranch	337	30	357	31		
13-14 Munson Ranch	455	4	2,580	24		
13-24 Munson Ranch	0	0	0	0		
13-31 Munson Ranch	997	30	997	31		
13-32 Munson Ranch	532	30	463	31		
13-33 Munson Ranch	0	0	0	0		
13-41X Munson Ranch	995	30	1,001	31		
13-42 Munson Ranch	524	30	533	31		
14-23 Munson Ranch	568	30	545	28		
14-24 Munson Ranch	342	30	349	31		
14-32 Munson Ranch	1,734	30	1,880	31		
14-34 Munson Ranch	319	30	329	31		
1-34X Munson Ranch	577	30	598	31		
14-41 Munson Ranch	4,728	30	4,904	31		
14-44 Munson Ranch	4,404	30	4,296	31		
J.N. Federal #1	0	0	0	0		
	35,737		38,154		73,891	

	September Barrels	Days	October Barrels	Days	Bi-Monthly Total	Cumulative Total
<hr/>						
J.R. Bacon Drilling						
Munson Ranch #13-1	573	25	663	31		
Munson Ranch #13-45	1,104	30	1,084	31		
Munson Ranch #13-46	0	0	0	0		
Munson Ranch #14-33	234	30	243	31		
Munson Ranch #14-42	1,696	30	1,756	31		
Munson Ranch #14-49	0	0	0	0		
Munson Ranch #14-49X	212	30	221	31		
	<hr/>		<hr/>			
	3,819		3,967		7,786	
Apache Corporation						
2 Trap Spring	3,953	30	3,697	31		
3 Trap Spring	2,301	30	703	9		
8 Trap Spring	358	30	277	31		
9 Trap Spring	3,744	30	3,947	31		
16 Trap Spring	578	30	638	31		
19 Trap Spring	2,340	30	2,150	31		
23-41 Trap Spring	712	30	884	31		
	<hr/>		<hr/>			
	13,986		12,296		26,282	
David M. Evans, Inc.						
12-13 Trap Spring	0	0	0	0	0	
TOTAL	53,542		54,417		107,959	9,831,002
<hr/>						
CURRANT FIELD: FIRST PRODUCTION - FEBRUARY, 1976						641
<hr/>						
BACON FLAT FIELD: FIRST PRODUCTION - JULY, 1981						
Apache Corporation						
Bacon Flat #1	0	0	0	0	0	314,660
<hr/>						
DUCKWATER CREEK FIELD: FIRST PRODUCTION - MAY, 1990						
Makoil, Inc.						
Duckwater Creek 19-11	373	30	384	31	757	6,696
<hr/>						
BLACKBURN FIELD: FIRST PRODUCTION - APRIL, 1982						
Petroleum Corp. of Nevada						
Blackburn #3	3,173	30	3,334	30		
Blackburn #10	973	30	973	31		
Blackburn #14	4,427	30	4,796	31		
Blackburn #16	7,613	30	7,328	31		
	<hr/>		<hr/>			
	16,186		16,431		32,617	2,314,903
<hr/>						
GRANT CANYON FIELD: FIRST PRODUCTION - SEPTEMBER, 1983						
Apache Corporation						
Grant Canyon #3	0	0	0	0		
Grant Canyon #4	81,907	30	50,901	31		
Grant Canyon #7	81,437	30	101,283	31		
	<hr/>		<hr/>			
	163,344		152,184		315,528	16,032,921

	September Barrels	Days	October Barrels	Days	Bi-Monthly Total	Cumulative Total
--	----------------------	------	--------------------	------	---------------------	---------------------

SPENCER FEDERAL LEASE: PRODUCTION - MAY, 1986 86

KATE SPRING FIELD: FIRST PRODUCTION - JANUARY, 1986

Western General, Inc.

Kate Spring #1	0	0	0	0		
Kate Spring #1A	12,403	30	12,807	31		
Kate Spring #1C	N/A	0	525	25		
Taylor Federal #1	2,194	30	1,363	31		
Taylor Federal #2	597	30	499	31		

	15,194		15,194		30,388	
--	--------	--	--------	--	--------	--

Apache Corporation

Kate Spring #12-2	9,375	30	9,588	31	18,963	
-------------------	-------	----	-------	----	--------	--

TOTAL	24,569		24,782		49,351	984,791
-------	--------	--	--------	--	--------	---------

TOMERA RANCH FIELD: FIRST PRODUCTION - DECEMBER, 1987

J.R. Bacon Drilling, Inc.

Tomera Ranch 33-1	86	2	404	6	490	
-------------------	----	---	-----	---	-----	--

Foreland Corporation

Foreland-S Pacific 1-5	262	23	305	25	567	11,592
------------------------	-----	----	-----	----	-----	--------

NORTH WILLOW CREEK: FIRST PRODUCTION - APRIL, 1988

Foreland Corporation

Foreland-S Pacific 1-27	234	4	214	4	448	18,986
-------------------------	-----	---	-----	---	-----	--------

THREE BAR FIELD: FIRST PRODUCTION - MARCH, 1990

The Gary-Williams Company

Three Bar 25-A	1,222	16	1,245	30	2,467	21,188
----------------	-------	----	-------	----	-------	--------

NEVADA GAS PRODUCTION SEPTEMBER/OCTOBER, 1991

KATE SPRING FIELD: FIRST PRODUCTION - NOVEMBER, 1988

	September MCF	October MCF	Bi-Monthly Total	Cumulative Total
--	------------------	----------------	---------------------	---------------------

Apache Corporation	1,941	2,360	4,301	
--------------------	-------	-------	-------	--

Western General	2,142	2,142	4,284	
-----------------	-------	-------	-------	--

Total	4,083	4,502	8,585	168,330
-------	-------	-------	-------	---------

SUMMARY: NEVADA OIL AND GAS PRODUCTION

Sept. Oil Production	263,386		
October Oil Production		254,427	
Bi-Monthly Total			517,813
Cumulative Nevada Oil Production (1954-Present)			33,557,294

Sept. Gas Production	4,083		
October Gas Production		4,502	
Bi-Monthly Total			8,585
Cumulative Nevada Gas Production (1988-Present)			168,330

Remarks: Please note that the cumulative field total for the Eagle Springs Field has been adjusted by 354 bbls. Draycutt Oil Corporation reported 354 bbls reclaimed from their abandoned collection pit in Section 35.

Two new wells are listed on this edition of the production report. Makoil's Munson Ranch #13-14 was first put on production in September. Western General's Kate Spring #1C well was first put on production in October.

As of October 1, 1991, Kanowa Petroleum took over well operations from John Lyddon. The 15-35 and 35-35 wells are to be reworked and returned to production.

Please note that the previously unnamed field in which the Duckwater Creek #19-11 well is located has been officially named the Duckwater Creek field.

NEVADA OIL PATCH

Briefing from the Department of Minerals
July/August, 1991

Production Summary

Total Nevada oil production for the period: 515,205 bbls
Production for the same period last year: 685,798 bbls

Permitting

Permits to drill issued by NDOM in the period: 1
Permits issued for the same period last year: 14

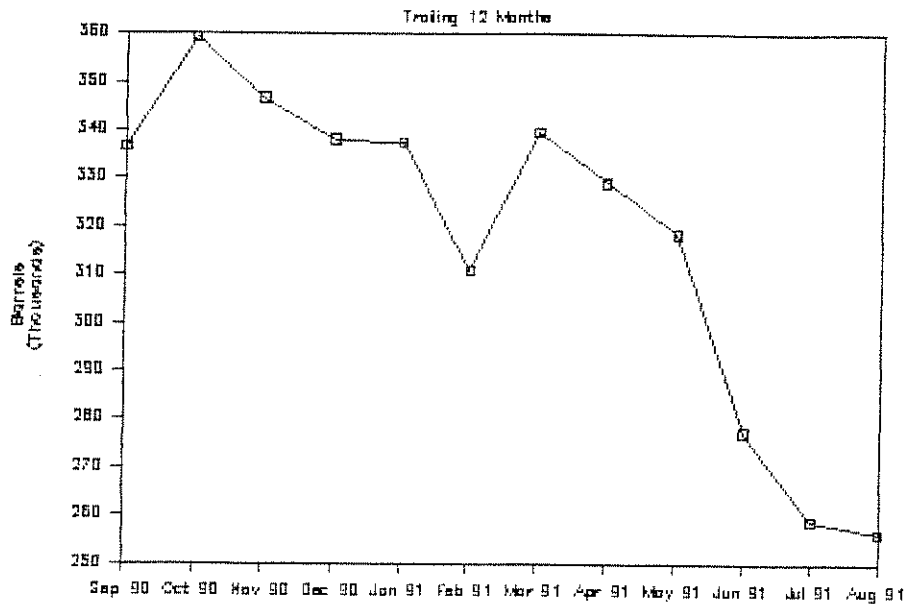
Rig Count

Rotary rigs operating during the period (peak): 3
Rotary rigs operating same period last year (peak): 4

Wells Drilled or Drilling During the Period

Makoil, Inc. - Munson Ranch #13-14
True Oil Company - Bird Federal #13-14
Apache Corporation - Grant Canyon #7

NEVADA OIL PRODUCTION





BOB MILLER
Governor

STATE OF NEVADA
DEPARTMENT OF MINERALS

400 W. King Street, Suite 106
Carson City, Nevada 89710
(702) 687-5050
Fax (702) 687-3957

Las Vegas Branch
4220 S. Maryland Pkwy.
Suite 304
Las Vegas, Nevada 89119
(702) 486-7250
Fax (702) 486-7252

RUSSELL A. FIELDS
Executive Director

NEVADA OIL PRODUCTION JULY/AUGUST, 1991

	July		August		Bi-Monthly Total	Cumulative Total
	Barrels	Days	Barrels	Days		
EAGLE SPRINGS FIELD: FIRST PRODUCTION - MARCH, 1954						
John Lyddon, Operator						
15-35	0	0	0	0		
35-35	0	0	0	0		
62-35	0	0	0	0		
	-----		-----			
	0		0			
Draycutt Corporation					0	
1-36	0	0	0	0		
5-36	1,394	31	1,523	31		
43-36	775	31	521	26		
73-35	1,210	31	867	31		
74-35	0	0	0	0		
84-35	472	31	569	31		
	-----		-----			
	3,851		3,480		7,331	
TOTAL	3,851		3,480		7,331	4,011,845

TRAP SPRINGS FIELD: FIRST PRODUCTION - NOVEMBER, 1976

Makoil, Inc.						
24-1 Zuspahn	0	0	0	0		
24-3 Zuspahn	0	0	0	0		
13-21 Britton	655	31	450	31		
12-23 Munson Ranch	452	31	452	31		
12-24 Munson Ranch	482	31	481	31		
12-32 Munson Ranch	15,776	31	16,673	31		
12-33 Munson Ranch	225	31	240	31		
12-34 Munson Ranch	2,017	31	2,110	31		
12-42 Munson Ranch	346	21	484	31		
12-44X Munson Ranch	362	31	361	31		
13-24 Munson Ranch	0	0	0	0		
13-31 Munson Ranch	1,078	31	1,023	31		
13-32 Munson Ranch	704	31	614	31		
13-33 Munson Ranch	0	0	0	0		
13-41X Munson Ranch	1,106	31	1,043	31		
13-42 Munson Ranch	525	31	541	31		
14-23 Munson Ranch	655	31	618	31		
14-24 Munson Ranch	261	21	336	31		
14-32 Munson Ranch	1,652	31	1,655	31		
14-34 Munson Ranch	323	31	325	31		
14-34X Munson Ranch	693	31	603	31		
14-41 Munson Ranch	5,285	31	4,938	31		
14-44 Munson Ranch	4,692	31	4,545	31		
J.N. Federal #1	0	0	0	0		
	-----		-----			
	37,269		37,492		74,781	

	July		August		Bi-Monthly	Cumulative
	Barrels	Days	Barrels	Days	Total	Total
J.R. Bacon Drilling						
Munson Ranch #13-1	659	31	564	26		
Munson Ranch #13-45	1,248	31	1,240	31		
Munson Ranch #13-46	0	0	0	0		
Munson Ranch #14-33	235	31	247	31		
Munson Ranch #14-42	1,713	31	1,761	31		
Munson Ranch #14-49	0	0	0	0		
Munson Ranch #14-49X	212	31	203	31		
	<u>4,067</u>		<u>4,015</u>		8,082	
Apache Corporation						
2 Trap Spring	3,927	31	3,944	31		
3 Trap Spring	2,763	31	2,599	31		
8 Trap Spring	150	31	539	31		
9 Trap Spring	2,228	31	3,072	31		
16 Trap Spring	555	31	626	31		
19 Trap Spring	2,479	31	2,394	31		
23-41 Trap Spring	818	31	867	31		
	<u>12,920</u>		<u>14,041</u>		26,961	
David M. Evans, Inc.						
12-13 Trap Spring	0	0	0	0	0	
TOTAL	54,276		55,548		109,824	9,723,043
CURRENT FIELD: FIRST PRODUCTION - FEBRUARY, 1976						641
BACON FLAT FIELD: FIRST PRODUCTION - JULY, 1981						
Apache Corporation						
Bacon Flat #1	0	0	0	0	0	314,660
UNNAMED FIELD: FIRST PRODUCTION - MAY, 1990						
Makoil, Inc.						
Duckwater Creek 19-11	391	31	393	31	784	5,939
BLACKBURN FIELD: FIRST PRODUCTION - APRIL, 1982						
Petroleum Corp. of Nevada						
Blackburn #3	3,993	30	3,514	29		
Blackburn #10	775	31	991	31		
Blackburn #14	4,934	31	4,689	31		
Blackburn #16	8,079	31	7,733	31		
	<u>17,781</u>		<u>16,927</u>		34,708	2,282,286
GRANT CANYON FIELD: FIRST PRODUCTION - SEPTEMBER, 1983						
Apache Corporation						
Grant Canyon #3	2,990	31	2,143	26		
Grant Canyon #4	144,075	31	138,978	31		
Grant Canyon #7	0	0	8,986	5		
	<u>147,065</u>		<u>150,107</u>		297,172	15,717,393

	July Barrels	July Days	August Barrels	August Days	Bi-Monthly Total	Cumulative Total
--	-----------------	--------------	-------------------	----------------	---------------------	---------------------

SPENCER FEDERAL LEASE: PRODUCTION - MAY, 1986 86

KATE SPRING FIELD: FIRST PRODUCTION - JANUARY, 1986

Western General, Inc.						
Kate Spring #1	0	0	0	0		
Kate Spring #1A	13,262	31	13,119	31		
Taylor Federal #1	2,544	31	2,480	31		
Taylor Federal #2	0	0	584	31		
	<u>15,806</u>		<u>16,183</u>		31,989	
Apache Corporation						
Kate Spring #12-2	12,508	31	10,115	31	22,623	
TOTAL	28,314		26,298		54,612	935,440

TOMERA RANCH FIELD: FIRST PRODUCTION - DECEMBER, 1987

J.R. Bacon Drilling, Inc.						
Tomera Ranch 33-1	0	0	0	0	0	
Foreland Corporation						
Foreland-S Pacific 1-5	0	0	284	19	284	10,535

NORTH WILLOW CREEK: FIRST PRODUCTION - APRIL, 1988

Foreland Corporation						
Foreland-S Pacific 1-27	227	4	234	4	461	18,538

THREE BAR FIELD: FIRST PRODUCTION - MARCH, 1990

The Gary-Williams Company						
Three Bar 25-A	7,015	31	3,014	29	10,029	18,721

NEVADA GAS PRODUCTION JULY/AUGUST, 1991

KATE SPRING FIELD: FIRST PRODUCTION - NOVEMBER, 1988

	July MCF	August MCF	Bi-Monthly Total	Cumulative Total
Apache Corporation	2,620	2,100	4,720	
Western General	2,071	2,118	4,189	
Total	<u>4,691</u>	<u>4,218</u>	<u>8,909</u>	159,745

SUMMARY: NEVADA OIL AND GAS PRODUCTION

July Oil Production	258,920		
August Oil Production		256,285	
Bi-Monthly Total			515,205
Cumulative Nevada Oil Production (1954-Present)			33,039,127

July Gas Production	4,691		
August Gas Production		4,218	
Bi-Monthly Total			8,909
Cumulative Nevada Gas Production (1988-Present)			159,745

Remarks: Please note that the cumulative field total for the Three Bar Unit Field has been adjusted by 826 bbls. The Three Bar #25-A well produced 3,072 bbls in June, not 3,898 bbls, as was reported in the May/June, 1991, Bimonthly Production Report. Please change your production records to reflect this correction.

Please note that the cumulative field total for the Eagle Springs Field has been adjusted by 1,000 bbls. Draycutt Oil Corporation reported 1,000 bbls reclaimed from their abandoned collection pit in Section 35.

NEVADA OIL PATCH

Briefing from the Department of Minerals
May/June, 1991

Production Summary

Total Nevada oil production for the period: 595,917 bbls
Production for the same period last year: 680,616 bbls

Permitting

Permits to drill issued by NDOM in the period: 5
Permits issued for the same period last year: 6

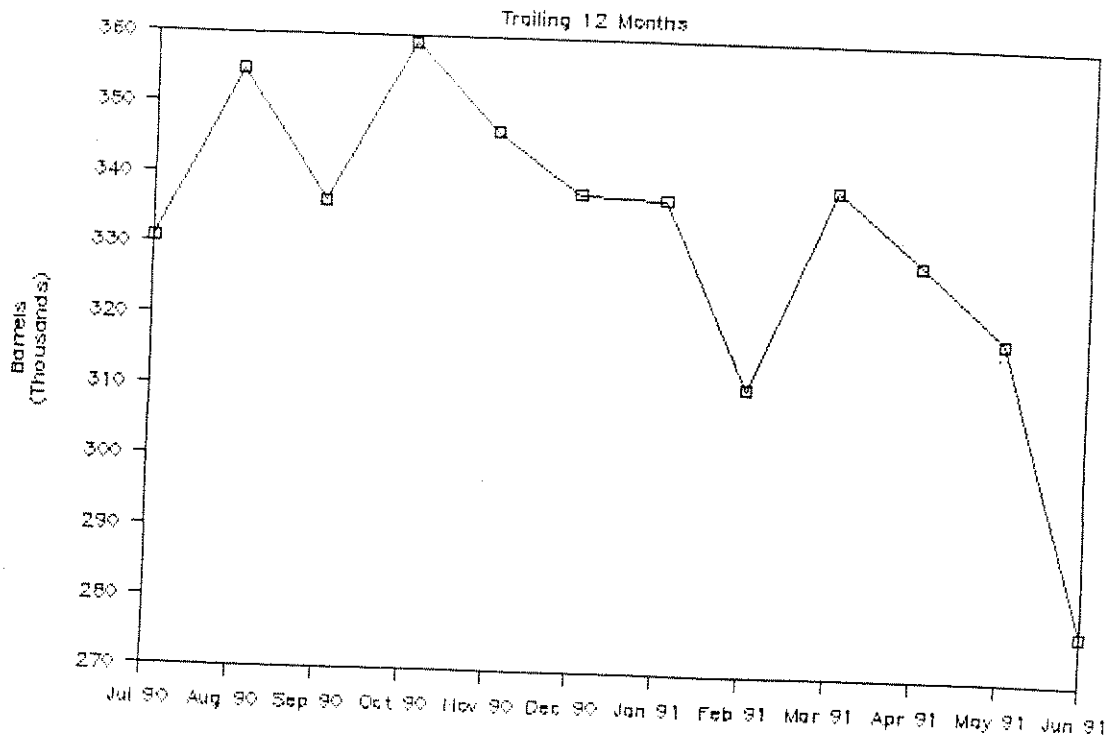
Rig Count

Rotary rigs operating during the period (peak): 3
Rotary rigs operating same period last year (peak): 3

Wells Drilled or Drilling During the Period

Duncan Energy Company - Patti Lou Puckett Dawkins #36-43
Marshall & Winston, Inc. - Currie Federal #1
G-W Resources - Moorman Ranch Unit #2
Keith F. Walker - Diamond Federal #1-9

NEVADA OIL PRODUCTION





BOB MILLER
Governor

STATE OF NEVADA
DEPARTMENT OF MINERALS

400 W. King Street, Suite 106
Carson City, Nevada 89710
(702) 687-5050
Fax (702) 687-3957

Las Vegas Branch
4220 S. Maryland Pkwy.
Suite 304
Las Vegas, Nevada 89119
(702) 486-7250
Fax (702) 486-7252

RUSSELL A. FIELDS
Executive Director

NEVADA OIL PRODUCTION MAY/JUNE, 1991

	May	June	Bi-Monthly Total	Cumulative Total
	Barrels	Days	Barrels	Days
EAGLE SPRINGS FIELD: FIRST PRODUCTION - MARCH, 1954				
John Lyddon, Operator				
15-35	0	0	0	0
35-35	0	0	0	0
62-35	0	0	0	0
	-----		-----	
Draycutt Corporation	0		0	0
1-36	0	0	0	0
5-36	981	18	588	6
43-36	60	4	375	15
73-35	1,333	30	595	17
74-35	0	0	0	0
84-35	655	13	466	17
	-----		-----	
TOTAL	3,029		2,024	5,053
	3,029		2,024	5,053
				4,003,514

TRAP SPRINGS FIELD: FIRST PRODUCTION - NOVEMBER, 1976

Makoil, Inc.				
24-1 Zuspenn	0	0	0	0
24-3 Zuspenn	0	0	0	0
13-21 Britton	870	30	433	8
12-23 Munson Ranch	10	1	278	11
12-24 Munson Ranch	354	23	463	30
12-32 Munson Ranch	17,330	31	15,968	30
12-33 Munson Ranch	52	7	208	26
12-34 Munson Ranch	1,109	16	1,333	20
12-42 Munson Ranch	333	23	354	23
12-44X Munson Ranch	266	23	348	30
13-24 Munson Ranch	0	0	0	0
13-31 Munson Ranch	609	16	780	21
13-32 Munson Ranch	469	16	586	20
13-33 Munson Ranch	141	16	0	0
13-41X Munson Ranch	767	21	1,101	30
13-42 Munson Ranch	376	16	392	20
14-23 Munson Ranch	343	16	638	30
14-24 Munson Ranch	189	16	0	0
14-32 Munson Ranch	950	18	1,593	30
14-34 Munson Ranch	172	16	318	30
14-34X Munson Ranch	399	17	618	27
14-41 Munson Ranch	6,741	31	6,162	30
4-44 Munson Ranch	2,948	18	5,037	30
J.N. Federal #1	0	0	0	0
	-----		-----	
TOTAL	34,428		36,610	71,038

	Barrels	May Days	Barrels	June Days	Bi-Monthly Total	Cumulative Total
<hr/>						
J.R. Bacon Drilling						
Munson Ranch #13-1	678	31	623	30		
Munson Ranch #13-45	1,527	31	1,320	30		
Munson Ranch #13-46	0	0	0	0		
Munson Ranch #14-33	226	31	224	30		
Munson Ranch #14-42	1,747	31	1,627	30		
Munson Ranch #14-49	198	31	124	19		
Munson Ranch #14-49X	198	31	199	30		
	<hr/>		<hr/>			
	4,574		4,117		8,691	
Apache Corporation						
2 Trap Spring	4,142	31	3,377	30		
3 Trap Spring	2,691	31	2,236	30		
8 Trap Spring	314	31	241	30		
9 Trap Spring	5,816	31	4,765	30		
16 Trap Spring	470	30	438	30		
19 Trap Spring	2,734	31	2,189	30		
23-41 Trap Spring	893	31	593	30		
	<hr/>		<hr/>			
	17,060		13,839		30,899	
David M. Evans, Inc.						
12-13 Trap Spring	0	0	0	0	0	
TOTAL	56,062		54,566		110,628	9,613,219
<hr/>						
CURREANT FIELD: FIRST PRODUCTION - FEBRUARY, 1976						641
<hr/>						
BACON FLAT FIELD: FIRST PRODUCTION - JULY, 1981						
<hr/>						
Apache Corporation						
Bacon Flat #1	0	0	0	0	0	314,660
<hr/>						
UNNAMED FIELD: FIRST PRODUCTION - MAY, 1990						
<hr/>						
Makoil, Inc.						
Duckwater Creek 19-11	70	4	390	30	460	5,155
<hr/>						
BLACKBURN FIELD: FIRST PRODUCTION - APRIL, 1982						
<hr/>						
Petroleum Corp. of Nevada						
Blackburn #3	3,809	30	3,700	29		
Blackburn #10	1,036	31	839	30		
Blackburn #14	5,057	31	4,921	30		
Blackburn #16	8,341	31	7,533	30		
	<hr/>		<hr/>			
	18,243		16,993		35,236	2,247,578
<hr/>						
GRANT CANYON FIELD: FIRST PRODUCTION - SEPTEMBER, 1983						
<hr/>						
Apache Corporation						
Grant Canyon #3	84,194	31	27,424	30		
Grant Canyon #4	122,813	31	141,661	30		
	<hr/>		<hr/>			
	207,007		169,085		376,092	15,420,221

	Barrels	May Days	Barrels	June Days	Bi-Monthly Total	Cumulative Total
SPENDER FEDERAL LEASE: PRODUCTION - MAY, 1986						
KATE SPRING FIELD: FIRST PRODUCTION - JANUARY, 1986						
Western General, Inc.						
Kate Spring #1	0	0	0	0		
Kate Spring #1A	15,732	31	14,192	28		
Taylor Federal #1	3,203	31	2,651	26		
Taylor Federal #2	0	0	0	0		
	<u>18,935</u>		<u>16,843</u>		35,778	
Apache Corporation						
Kate Spring #12-2	14,716	31	13,338	30	28,054	
TOTAL	33,651		30,181		63,832	880,828

TOMERA RANCH FIELD: FIRST PRODUCTION - DECEMBER, 1987						
J.R. Bacon Drilling, Inc.						
Tomera Ranch 33-1	185	23	0	0	185	
Foreland Corporation						
Foreland-S Pacific 1-5	0	0	0	0	0	10,251

NORTH WILLOW CREEK: FIRST PRODUCTION - APRIL, 1988						
Foreland Corporation						
Foreland-S Pacific 1-27	270	9	263	5	533	18,077

THREE BAR FIELD: FIRST PRODUCTION - MARCH, 1990						
The Gary-Williams Company						
Three Bar 25-A	0	0	3,898	18	3,898	9,518

NEVADA GAS PRODUCTION MARCH/APRIL, 1991

KATE SPRING FIELD: FIRST PRODUCTION - NOVEMBER, 1988						
	May MCF		June MCF		Bi-Monthly Total	Cumulative Total
Apache Corporation	3,576		3,209		6,785	
Western General	2,218		2,001		4,219	
Total	<u>5,794</u>		<u>5,210</u>		<u>11,004</u>	<u>150,836</u>

SUMMARY: NEVADA OIL AND GAS PRODUCTION

May Oil Production	318,517		
June Oil Production		277,400	
Bi-Monthly Total			595,917
Cumulative Nevada Oil Production (1954-Present)			32,523,748
May Gas Production	5,794		
June Gas Production		5,210	
Bi-Monthly Total			11,004
Cumulative Nevada Gas Production (1988-Present)			150,836

Remarks: On May 17, 1991, there was a fire at Makoil, Inc.'s Tank Farm #1. The tank farm has since been rebuilt, however, you will note that oil production for May and June was impacted.

Also in May, Apache Corporation's Grant Canyon #3 well began producing water (434 bbls) and experienced a slight decline in oil production, while the Grant Canyon #4 well's oil production increased. In June, the Grant Canyon #3 produced 16,699 bbls. of water and 27,424 bbls. of oil, while oil production from the Grant Canyon #4 well experienced a significant increase.

Also of note, Western General, Inc. took over operation of David M. Evans' Taylor #1 and #2 wells in the Kate Spring Field.



BOB MILLER
Governor

STATE OF NEVADA
DEPARTMENT OF MINERALS
400 W. King Street, Suite 106
Carson City, Nevada 89710
(702) 687-5050
Fax (702) 687-3957

Las Vegas Branch
4220 S. Maryland Pkwy.
Suite 304
Las Vegas, Nevada 89119
(702) 486-7250
Fax (702) 486-7252

RUSSELL A. FIELDS
Executive Director

NEVADA OIL PRODUCTION MARCH/APRIL, 1991
March

	Barrels	Days	Barrels	Days	Bi-Monthly Total	Cumulative Total
EAGLE SPRINGS FIELD: FIRST PRODUCTION - MARCH, 1954						
John Lyddon, Operator						
15-35	0	0	0	0		
35-35	0	0	0	0		
62-35	0	0	0	0		
	0		0			
Draycutt Corporation					0	
1-36	0	0	0	0		
5-36	1,905	31	1,699	30		
43-36	288	16	121	3		
73-35	1,457	31	1,050	30		
74-35	0	0	0	0		
84-35	432	16	191	15		
	4,082		3,061		7,143	
TOTAL	4,082		3,061		7,143	3,998,461

TRAP SPRINGS FIELD: FIRST PRODUCTION - NOVEMBER, 1976

Makoil, Inc.						
24-1 Zuspahn	0	0	0	0		
24-3 Zuspahn	0	0	0	0		
13-21 Britton	802	31	512	18		
12-23 Munson Ranch	0	0	0	0		
12-24 Munson Ranch	428	31	467	30		
12-32 Munson Ranch	16,135	27	16,517	30		
12-33 Munson Ranch	117	17	0	0		
12-34 Munson Ranch	2,059	31	2,249	30		
12-42 Munson Ranch	483	31	467	30		
12-44X Munson Ranch	73	7	94	8		
13-24 Munson Ranch	0	0	0	0		
13-31 Munson Ranch	1,230	31	1,343	30		
13-32 Munson Ranch	594	24	847	29		
13-33 Munson Ranch	241	31	262	30		
13-41X Munson Ranch	1,015	31	1,111	30		
13-42 Munson Ranch	641	31	701	30		
14-23 Munson Ranch	588	31	642	30		
14-24 Munson Ranch	321	31	351	30		
14-32 Munson Ranch	1,496	31	1,636	30		
14-34 Munson Ranch	295	31	321	30		
14-34X Munson Ranch	641	31	701	30		
14-41 Munson Ranch	6,735	31	6,180	30		
14-44 Munson Ranch	5,244	31	5,521	30		
J.N. Federal #1	0	0	0	0		
	39,138		39,922		79,060	

	March		April		Bi-Monthly	Cumulative
	Barrels	Days	Barrels	Days	Total	Total
<hr/>						
J.R. Bacon Drilling						
Munson Ranch #13-1	685	31	668	30		
Munson Ranch #13-45	1,515	31	1,502	30		
Munson Ranch #13-46	0	0	0	0		
Munson Ranch #14-33	228	31	223	30		
Munson Ranch #14-42	1,638	31	1,798	30		
Munson Ranch #14-49	228	31	195	30		
Munson Ranch #14-49X	199	31	195	30		
	<hr/>		<hr/>			
	4,493		4,581		9,074	
Apache Corporation						
2 Trap Spring	4,285	31	4,187	30		
3 Trap Spring	2,945	31	2,700	30		
8 Trap Spring	1,152	31	464	30		
9 Trap Spring	4,911	31	5,399	30		
16 Trap Spring	314	31	495	30		
19 Trap Spring	2,669	30	2,622	30		
23-41 Trap Spring	1,081	31	1,031	30		
	<hr/>		<hr/>			
	17,357		16,898		34,255	
David M. Evans, Inc.						
12-13 Trap Spring	75	10	0	0	75	
TOTAL	61,063		61,401		122,464	9,502,591
<hr/>						
CARRANT FIELD: FIRST PRODUCTION - FEBRUARY, 1976						641
<hr/>						
BACON FLAT FIELD: FIRST PRODUCTION - JULY, 1981						
<hr/>						
Apache Corporation						
Bacon Flat #1	0	0	0	0	0	314,660
<hr/>						
UNNAMED FIELD: FIRST PRODUCTION - MAY, 1990						
<hr/>						
Makoil, Inc.						
Duckwater Creek 19-11	376	23	130	7	506	4,695
<hr/>						
BLACKBURN FIELD: FIRST PRODUCTION - APRIL, 1982						
<hr/>						
Petroleum Corp. of Nevada						
Blackburn #7	3,586	31	2,902	29		
Blackburn #10	967	31	920	30		
Blackburn #14	5,457	31	5,032	30		
Blackburn #16	7,611	31	7,295	30		
	<hr/>		<hr/>			
	17,621		16,149		33,770	2,212,342
<hr/>						
GRANT CANYON FIELD: FIRST PRODUCTION - SEPTEMBER, 1983						
<hr/>						
Apache Corporation						
Grant Canyon #3	140,976	31	118,429	30		
Grant Canyon #4	84,184	31	90,305	30		
	<hr/>		<hr/>			
	225,160		208,734		433,894	15,044,129

	March Barrels	March Days	April Barrels	April Days	Bi-Monthly Total	Cumulative Total
SPENCER FEDERAL LEASE: PRODUCTION - MAY, 1986						
KATE SPRING FIELD: FIRST PRODUCTION - JANUARY, 1986						
Western General, Inc.						
Kate Spring #1	0	0	0	0		
Kate Spring #1A	12,935	30	14,355	30	27,290	
Apache Corporation						
Kate Spring #12-2	16,202	31	20,786	30	36,988	
David M. Evans						
Taylor Federal #1	1,827	25	2,379	30		
Taylor Federal #2	0	0	0	0		
	1,827		2,379		4,206	
TOTAL	30,964		37,520		68,484	816,996

TOMERA RANCH FIELD: FIRST PRODUCTION - DECEMBER, 1987						
J.R. Bacon Drilling, Inc.						
Tomera Ranch 33-1	0	0	153	20	153	
Foreland Corporation						
Foreland-S Pacific 1-5	0	0	4	2	4	10,066

NORTH WILLOW CREEK: FIRST PRODUCTION - APRIL, 1988						
Foreland Corporation						
Foreland-S Pacific 1-27	241	6	136	4	377	17,544

THREE BAR FIELD: FIRST PRODUCTION - MARCH, 1990						
The Gary-Williams Company						
Three Bar 25-A	25	7	1,893	9	1,918	5,620

NVADA GAS PRODUCTION MARCH/APRIL, 1991

LATE SPRING FIELD: FIRST PRODUCTION - NOVEMBER, 1988

	March MCF	April MCF	Bi-Monthly Total	Cumulative Total
Apache Corporation	3,354	4,303	7,657	
David M. Evans	0	0	0	
Western General	1,824	2,024	3,848	
Total	5,178	6,327	11,505	139,832

SUMMARY: NEVADA OIL AND GAS PRODUCTION

March Oil Production	339,532			
April Oil Production		329,181		
Bi-Monthly Total			668,713	
Cumulative Nevada Oil Production (1954-Present)				31,927,831
March Gas Production	5,178			
April Gas Production		6,327		
Bi-Monthly Total			11,505	
Cumulative Nevada Gas Production (1988-Present)				146,159

Remarks: The cumulative field total for the Kate Spring Field has been increased by 15,103 barrels. Western General, Inc.'s Kate Spring #1A well production for January (15,103 bbls) was not added into the field, bi-monthly field, cumulative field, monthly summary, bi-monthly summary and cumulative oil production totals. Please note that the cumulative Nevada oil production total has also been adjusted.



BOB MILLER
Governor

STATE OF NEVADA
DEPARTMENT OF MINERALS

400 W. King Street, Suite 106
Carson City, Nevada 89710
(702) 687-5050
Fax (702) 687-3957

Las Vegas Branch
4220 S. Maryland Pkwy.
Suite 304
Las Vegas, Nevada 89119
(702) 486-7250
Fax (702) 486-7252

RUSSELL A. FIELDS
Executive Director

NEVADA OIL PRODUCTION JANUARY/FEBRUARY, 1991

	January		February		Bi-Monthly Total	Cumulative Total
	Barrels	Days	Barrels	Days		
EAGLE SPRINGS FIELD: FIRST PRODUCTION - MARCH, 1954						
John Lyddon, Operator						
15-35	0	0	0	0		
35-35	0	0	0	0		
62-35	0	0	0	0		
	0		0			
Draycutt Corporation						
1-36	0	0	0	0		
5-36	0	0	248	3		
43-36	0	0	232	8		
73-35	1,395	31	1,260	28		
74-35	0	0	0	0		
84-35	378	16	535	14		
	1,773		2,275		4,048	
TOTAL	1,773		2,275		4,048	3,991,318

TRAP SPRINGS FIELD: FIRST PRODUCTION - NOVEMBER, 1976

Makoil, Inc.						
24-1 Zuspenn	0	0	0	0		
24-3 Zuspenn	0	0	0	0		
13-21 Britton	105	4	656	23		
12-23 Munson Ranch	599	18	0	0		
12-24 Munson Ranch	486	31	436	28		
12-32 Munson Ranch	22,391	31	19,793	28		
12-33 Munson Ranch	220	28	218	28		
12-34 Munson Ranch	2,524	31	2,096	28		
12-42 Munson Ranch	761	31	680	28		
12-44X Munson Ranch	365	31	326	28		
13-24 Munson Ranch	0	0	0	0		
13-31 Munson Ranch	1,399	31	1,252	28		
13-32 Munson Ranch	913	31	817	28		
13-33 Munson Ranch	0	0	35	4		
13-41X Munson Ranch	1,155	31	1,035	28		
13-42 Munson Ranch	730	31	654	28		
14-23 Munson Ranch	669	31	599	28		
14-24 Munson Ranch	365	31	326	28		
14-32 Munson Ranch	1,648	30	1,495	28		
14-34 Munson Ranch	0	0	132	11		
14-34X Munson Ranch	757	23	654	28		
14-41 Munson Ranch	7,068	31	6,487	28		
14-44 Munson Ranch	6,235	31	5,452	28		
J.N. Federal #1	0	0	0	0		
	48,390		43,143		91,533	

	January		February		Bi-Monthly	Cumulative
	Barrels	Days	Barrels	Days	Total	Total
<hr/>						
J.R. Bacon Drilling						
Munson Ranch #13-1	669	31	631	28		
Munson Ranch #13-45	1,610	31	1,393	28		
Munson Ranch #13-46	183	31	3	1		
Munson Ranch #14-33	212	30	211	28		
Munson Ranch #14-42	1,854	31	1,626	28		
Munson Ranch #14-49	183	31	184	28		
Munson Ranch #14-49X	183	30	211	28		
	<hr/>		<hr/>			
	4,894		4,259		9,153	
Apache Corporation						
2 Trap Spring	4,271	31	3,503	28		
3 Trap Spring	2,714	31	2,685	28		
8 Trap Spring	300	31	224	28		
9 Trap Spring	7,199	31	7,120	28		
16 Trap Spring	1,532	30	838	27		
19 Trap Spring	2,885	31	2,606	28		
23-41 Trap Spring	686	20	931	27		
	<hr/>		<hr/>			
	19,587		17,907		37,494	
David M. Evans, Inc.						
12-13 Trap Spring	83	9	282	28	365	
TOTAL	72,954		65,591		138,545	9,380,127
<hr/>						
CURRANT FIELD: FIRST PRODUCTION - FEBRUARY, 1976						641
<hr/>						
BACON FLAT FIELD: FIRST PRODUCTION - JULY, 1981						
<hr/>						
Apache Corporation						
Bacon Flat #1	0	0	0	0	0	314,660
<hr/>						
UNNAMED FIELD: FIRST PRODUCTION - MAY, 1990						
<hr/>						
Makoil, Inc.						
Duckwater Creek 19-11	578	31	516	28	1,094	4,189
<hr/>						
BLACKBURN FIELD: FIRST PRODUCTION - APRIL, 1982						
<hr/>						
Petroleum Corp. of Nevada						
Blackburn #3	4,725	29	3,734	28		
Blackburn #10	784	31	931	28		
Blackburn #14	4,531	31	4,949	28		
Blackburn #16	8,202	31	6,972	28		
	<hr/>		<hr/>			
	18,242		16,586		34,828	2,178,572
<hr/>						
GRANT CANYON FIELD: FIRST PRODUCTION - SEPTEMBER, 1983						
<hr/>						
Apache Corporation						
Grant Canyon #3	140,692	31	126,308	28		
Grant Canyon #4	80,767	31	78,010	28		
	<hr/>		<hr/>			
	221,459		204,318		425,777	14,610,235

	January Barrels	January Days	February Barrels	February Days	Bi-Monthly Total	Cumulative Total
SPENCER FEDERAL LEASE: PRODUCTION - MAY, 1986						86
KATE SPRING FIELD: FIRST PRODUCTION - JANUARY, 1986						
Western General, Inc.						
Kate Spring #1	0	0	0	0		
Kate Spring #1A	15,103	28	13,240	26	13,240	
Apache Corporation						
Kate Spring #12-2	4,979	31	5,862	28	10,841	
David M. Evans						
Taylor Federal #1	1,569	14	2,262	20		
Taylor Federal #2	0	0	0	0		
	1,569		2,262		3,831	
TOTAL	6,548		21,364		27,912	733,409
TOMERA RANCH FIELD: FIRST PRODUCTION - DECEMBER, 1987						
J.R. Bacon Drilling, Inc.						
Tomera Ranch 33-1	610	30	216	28	826	
Foreland Corporation						
Foreland-S Pacific 1-5	0	0	0	0	0	9,909
NORTH WILLOW CREEK: FIRST PRODUCTION - APRIL, 1988						
Foreland Corporation						
Foreland-S Pacific 1-27	241	9	264	8	505	17,167
THREE BAR FIELD: FIRST PRODUCTION - MARCH, 1990						
The Gary-Williams Company						
Three Bar 25-A	85	31	16	6	101	3,702
NEVADA GAS PRODUCTION JANUARY/FEBRUARY, 1991						
KATE SPRING FIELD: FIRST PRODUCTION - NOVEMBER, 1988						
	January MCF		February MCF		Bi-Monthly Total	Cumulative Total
Apache Corporation	1,031		1,214		2,245	
David M. Evans	78		163		241	
Western General	2,130		1,867		3,997	
Total	3,239		3,244		6,483	128,327

SUMMARY: NEVADA OIL AND GAS PRODUCTION

Jan. Oil Production	322,490		
February Oil Production		311,146	
Bi-Monthly Total			633,636
Cumulative Nevada Oil Production (1954-Present)			31,244,015

Jan. Gas Production	3,239		
February Gas Production		3,244	
Bi-Monthly Total			6,483
Cumulative Nevada Gas Production (1988-Present)			128,327

Remarks: