

STATE OF NEVADA  
 DIVISION OF MINERALS  
 400 West King Street, Suite 106  
 Carson City, Nevada 89710  
 Telephone (702) 885-5050

**PRODUCER'S MONTHLY REPORT**

Company: EAGLE SPRINGS PRODUCTION CO.

Address: 143 Union Blvd., Suite 210  
Lakewood, CO 80228

Lease: N-42341

Pool: Ghost Ranch

County: Nye Month of: December 1998

| LOCATION      |               |      |      |      | OIL AND WATER (BBLs.) |                 |       |                | GAS                   |                  |                 | No. days<br>prod. | Status: Flowing<br>Pumping, Gas<br>Lift, etc. |
|---------------|---------------|------|------|------|-----------------------|-----------------|-------|----------------|-----------------------|------------------|-----------------|-------------------|---|
| Well<br>No.   | Permit<br>No. | Sec. | Twp. | Rge. | Net Oil<br>Prod.      | Net Oil<br>Sold | Grav. | Water<br>Prod. | Tot. gas<br>Prod. MCF | Gas-oil<br>ratio | Date of<br>test |                   |   |
| 48-35         | 779           | 35   | 9N   | 57E  | 933.13                | 889.25          | 16.6  | 11,228.51      |                       |                  |                 | 31.0              | Pumping                                       |
| 38-35         | 793           | 35   | 9N   | 57E  | 2,775.46              | 2,646.01        | 16.6  | 13,276.95      |                       |                  |                 | 31.0              | Pumping                                       |
| 47-35         | 799           | 35   | 9N   | 57E  | 1,028.83              | 980.16          | 16.6  | 9,483.54       |                       |                  |                 | 31.0              | Pumping                                       |
| <b>TOTALS</b> |               |      |      |      | 4,737.42              | 4,515.42        |       | 33,989.00      |                       |                  |                 |                   |   |

| No. Wells | Total amount oil on lease at beginning of month | Actual oil produced | DISPOSITION OF OIL |                         |                       | Total amount oil on lease | Total capacity lease tanks |
|-----------|---|---------------------|--------------------|-------------------------|-----------------------|---------------------------|----------------------------|
|           |   |                     | Bbls. to pipeline  | Bbls. to truck or R. R. | Name of transporter   |                           |                            |
| 3         | 512.00  | 4,737.42            |                    | 4,515.42                | Petro Source Refining | 734.00                    | 5000                       |

**GAS**

MCF used on lease \_\_\_\_\_ Used for Gas Lift  
MCF sold \_\_\_\_\_ MCF used on lease.  
MCF blown to air (difference) \_\_\_\_\_ MCF used on \_\_\_\_\_ lease.  
Gas Purchaser \_\_\_\_\_ MCF used on \_\_\_\_\_ lease.

**SUMMARY**

Barrels oil produced and marketed during month \_\_\_\_\_ 4,515.42  
Tax at \$0.05 per barrel \_\_\_\_\_ \$225.77  
MCF gas produced and marketed during month \_\_\_\_\_  
Tax at \$0.05 per 50,000 MCF \_\_\_\_\_  
Total tax monies remitted herewith to State Treasurer \_\_\_\_\_ \$225.77

Remarks:

I hereby certify that the information given herewith is true, correct and complete.

Name: *Dana Lyn Buckingham*  
Dana Lyn Buckingham  
Position: Operations Supervisor  
Telephone: 303/988-3122 Ext. 108  
Date: January 11, 1999

STATE OF NEVADA  
 DIVISION OF MINERALS  
 400 West King Street, Suite 106  
 Carson City, Nevada 89710  
 Telephone (702) 885-5050

RECEIVED

JAN 11 1999

Div. of Minerals

**PRODUCER'S MONTHLY REPORT**

Company: EAGLE SPRINGS PRODUCTION CO.

Address: 143 Union Blvd., Suite 210  
Lakewood, CO 80228

Lease: N-42341

Pool: Ghost Ranch

County: Nye Month of: November 1998

| LOCATION      |               |      |      |      | OIL AND WATER (BBLs.) |                 |       |                | GAS                   |                  |                 | No. days<br>prod. | Status: Flowing<br>Pumping, Gas<br>Lift, etc. |
|---------------|---------------|------|------|------|-----------------------|-----------------|-------|----------------|-----------------------|------------------|-----------------|-------------------|---|
| Well<br>No.   | Permit<br>No. | Sec. | Twp. | Rge. | Net Oil<br>Prod.      | Net Oil<br>Sold | Grav. | Water<br>Prod. | Tot. gas<br>Prod. MCF | Gas-oil<br>ratio | Date of<br>test |                   |   |
| 48-35         | 779           | 35   | 9N   | 57E  | 905.33                | 958.94          | 17.1  | 10,954.64      |                       |                  |                 | 30.0              | Pumping                                       |
| 38-35         | 793           | 35   | 9N   | 57E  | 2,692.76              | 2,864.30        | 17.1  | 12,953.13      |                       |                  |                 | 30.0              | Pumping                                       |
| 47-35         | 799           | 35   | 9N   | 57E  | 998.18                | 1,054.03        | 17.1  | 9,252.23       |                       |                  |                 | 30.0              | Pumping                                       |
| <b>TOTALS</b> |               |      |      |      | 4,596.27              | 4,877.27        |       | 33,160.00      |                       |                  |                 |                   |   |

| No. Wells | Total amount oil on lease at beginning of month | Actual oil produced | DISPOSITION OF OIL |                         |                       | Total amount oil on lease | Total capacity lease tanks |
|-----------|---|---------------------|--------------------|-------------------------|-----------------------|---------------------------|----------------------------|
|           |   |                     | Bbls. to pipeline  | Bbls. to truck or R. R. | Name of transporter   |                           |                            |
| 3         | 793.00  | 4,596.27            |                    | 4,877.27                | Petro Source Refining | 512.00                    | 5000                       |

**GAS**

MCF used on lease \_\_\_\_\_ Used for Gas Lift  
MCF sold \_\_\_\_\_ MCF used on lease.  
MCF blown to air (difference) \_\_\_\_\_ MCF used on \_\_\_\_\_ lease.  
Gas Purchaser \_\_\_\_\_ MCF used on \_\_\_\_\_ lease.

**SUMMARY**

Barrels oil produced and marketed during month \_\_\_\_\_ 4,877.27  
Tax at \$0.05 per barrel \_\_\_\_\_ \$243.86  
MCF gas produced and marketed during month \_\_\_\_\_  
Tax at \$0.05 per 50,000 MCF \_\_\_\_\_  
Total tax monies remitted herewith to State Treasurer \_\_\_\_\_ \$243.86

Remarks:

I hereby certify that the information given herewith is true, correct and complete.

Name: Dana Lyn Buckingham  
Dana Lyn Buckingham  
Position: Operations Supervisor  
Telephone: 303/988-3122  
Date: December 15, 1998

STATE OF NEVADA  
 DIVISION OF MINERALS  
 400 West King Street, Suite 106  
 Carson City, Nevada 89710  
 Telephone: (702) 885-5050

RECEIVED

NOV 30 1998

Div. of Minerals

PRODUCER'S MONTHLY REPORT

Company: EAGLE SPRINGS PRODUCTION CO.

Address: 2561 South 1560 West, Suite 200  
 Woods Cross, UT 84087

Lease: N-42341 Pool: Ghost Ranch

County: Nye

Month of: October 1998

| LOCATION      |            |      |      |      | OIL AND WATER (BBLs.) |                |       |                 | GAS                |               |              | No. days prod. | Status: Flowing Pumping, Gas Lift, etc. |
|---------------|------------|------|------|------|-----------------------|----------------|-------|-----------------|--------------------|---------------|--------------|----------------|---|
| Well No.      | Permit No. | Sec. | Twp. | Rge. | Net Oil Prod.         | Net Oil Sold   | Grav. | Water Prod.     | Tot. gas Prod. MCF | Gas-oil ratio | Date of test |                |   |
| 48-35         | 779        | 35   | 9N   | 57E  | 986.20                | 966.61         | 17.1  | 11082.00        |                    |               |              | 31.0           | Flowing                                 |
| 38-35         | 793        | 35   | 9N   | 57E  | 2955.73               | 2958.65        | 17.1  | 13107.00        |                    |               |              | 31.0           | Flowing                                 |
| 47-35         | 799        | 35   | 9N   | 57E  | 1046.57               | 1043.24        | 17.1  | 9042.00         |                    |               |              | 30.0           | Pumping                                 |
| <b>TOTALS</b> |            |      |      |      | <b>4988.50</b>        | <b>4968.50</b> |       | <b>33231.00</b> |                    |               |              |                |   |

| No. Wells | Total amount oil on lease at beginning of month | Actual oil produced | DISPOSITION OF OIL |                        |                       | Total amount oil on lease | Total capacity lease tanks |
|-----------|---|---------------------|--------------------|------------------------|-----------------------|---------------------------|----------------------------|
|           |   |                     | Bbls. to pipeline  | Bbls. to truck or R.R. | Name of transporter   |                           |                            |
| 3         | 773.00  | 4988.50             |                    | 4968.50                | Petro Source Refinery | 793.00                    | 5000                       |

GAS


MCF used on lease \_\_\_\_\_ Used for Gas Lift  
MCF sold \_\_\_\_\_ MCF used on lease.  
MCF blown to air (difference) \_\_\_\_\_ MCF used on \_\_\_\_\_ lease.  
Gas Purchaser \_\_\_\_\_ MCF used on \_\_\_\_\_ lease.

SUMMARY

Barrels oil produced and marketed during month \_\_\_\_\_ 4968.5  
Tax at \$0.05 per barrel \_\_\_\_\_ \$248.43  
MCF gas produced and marketed during month \_\_\_\_\_  
Tax at \$0.05 per 50,000 MCF \_\_\_\_\_  
Total tax monies remitted herewith to State Treasurer \_\_\_\_\_ \$248.43

Remarks:

I hereby certify that the information given herewith is true, correct, and complete.

Name:   
Bruce C. Decker  
Position: \_\_\_\_\_ Manager  
Telephone: \_\_\_\_\_ (801)298-9866  
Date: \_\_\_\_\_ 11/04/98

STATE OF NEVADA  
 DIVISION OF MINERALS  
 400 West King Street, Suite 106  
 Carson City, Nevada 89710  
 Telephone: (702) 885-5050

RECEIVED

NOV 05 1998

PRODUCER'S MONTHLY REPORT *Div. of Minerals*

Company: EAGLE SPRINGS PRODUCTION CO.

Address: 2561 South 1560 West, Suite 200  
 Woods Cross, UT 84087

Lease: N-42341

Pool: Ghost Ranch

County: Nye

Month of: September 1998

| LOCATION      |            |      |      |      | OIL AND WATER (BBLs.) |                |       |                 | GAS                |               |              | No. days prod. | Status: Flowing Pumping, Gas Lift, etc. |
|---------------|------------|------|------|------|-----------------------|----------------|-------|-----------------|--------------------|---------------|--------------|----------------|---|
| Well No.      | Permit No. | Sec. | Twp. | Rge. | Net Oil Prod.         | Net Oil Sold   | Grav. | Water Prod.     | Tot. gas Prod. MCF | Gas-oil ratio | Date of test |                |   |
| 48-35         | 779        | 35   | 9N   | 57E  | 863.50                | 900.15         | 16.5  | 9017.00         |                    |               |              | 30.0           | Flowing                                 |
| 38-35         | 793        | 35   | 9N   | 57E  | 2966.40               | 3175.33        | 16.5  | 10663.00        |                    |               |              | 30.0           | Flowing                                 |
| 47-35         | 799        | 35   | 9N   | 57E  | 998.00                | 1090.42        | 16.5  | 6598.00         |                    |               |              | 26.3           | Pumping                                 |
| <b>TOTALS</b> |            |      |      |      | <b>4827.90</b>        | <b>5165.90</b> |       | <b>26278.00</b> |                    |               |              |                |   |

| No. Wells | Total amount oil on lease at beginning of month | Actual oil produced | DISPOSITION OF OIL |                        |                       | Total amount oil on lease | Total capacity lease tanks |
|-----------|---|---------------------|--------------------|------------------------|-----------------------|---------------------------|----------------------------|
|           |   |                     | Bbls. to pipeline  | Bbls. to truck or R.R. | Name of transporter   |                           |                            |
| 3         | 1111.00   | 4827.90             |                    | 5165.90                | Petro Source Refinery | 773.00                    | 5000                       |

GAS


MCF used on lease \_\_\_\_\_ Used for Gas Lift  
MCF sold \_\_\_\_\_ MCF used on lease.  
MCF blown to air (difference) \_\_\_\_\_ MCF used on \_\_\_\_\_ lease.  
Gas Purchaser \_\_\_\_\_ MCF used on \_\_\_\_\_ lease.

SUMMARY

Barrels oil produced and marketed during month \_\_\_\_\_ 5165.9  
Tax at \$0.05 per barrel \_\_\_\_\_ \$258.30  
MCF gas produced and marketed during month \_\_\_\_\_  
Tax at \$0.05 per 50,000 MCF \_\_\_\_\_  
Total tax monies remitted herewith to State Treasurer \_\_\_\_\_ \$258.30

Remarks:

I hereby certify that the information given herewith is true, correct, and complete.

Name:   
Bruce C. Decker  
Position: \_\_\_\_\_ Manager \_\_\_\_\_  
Telephone: \_\_\_\_\_ (801) 298-9866 \_\_\_\_\_  
Date: \_\_\_\_\_ 10/09/98 \_\_\_\_\_



STATE OF NEVADA  
 DIVISION OF MINERALS  
 400 West King Street, Suite 106  
 Carson City, Nevada 89710  
 Telephone: (702) 885-5050

RECEIVED

OCT 13 1998

PRODUCER'S MONTHLY REPORT

Div. of Minerals

Company: EAGLE SPRINGS PRODUCTION CO.

Address: 2561 South 1560 West, Suite 200  
 Woods Cross, UT 84087

Lease: N-42341

Pool: Ghost Ranch

County: Nye

Month of: August 1998

| LOCATION      |            |      |      |      | OIL AND WATER (BBLs.) |              |       |             | GAS                |               |              | No. days prod. | Status: Flowing Pumping, Gas Lift, etc. |
|---------------|------------|------|------|------|-----------------------|--------------|-------|-------------|--------------------|---------------|--------------|----------------|---|
| Well No.      | Permit No. | Sec. | Twp. | Rge. | Net Oil Prod.         | Net Oil Sold | Grav. | Water Prod. | Tot. gas Prod. MCF | Gas-oil ratio | Date of test |                |   |
| 48-35         | 779        | 35   | 9N   | 57E  | 775.60                | 820.55       | 15.8  | 9194.00     |                    |               |              | 31.0           | Flowing                                 |
| 38-35         | 793        | 35   | 9N   | 57E  | 3341.30               | 3275.98      | 15.8  | 10873.00    |                    |               |              | 31.0           | Flowing                                 |
| 47-35         | 799        | 35   | 9N   | 57E  | 1244.60               | 1223.97      | 15.8  | 7761.00     |                    |               |              | 31.0           | Pumping                                 |
| <b>TOTALS</b> |            |      |      |      | 5361.50               | 5320.50      |       | 27828.00    |                    |               |              |                |   |

| No. Wells | Total amount oil on lease at beginning of month | Actual oil produced | DISPOSITION OF OIL |                        |                       | Total amount oil on lease | Total capacity lease tanks |
|-----------|---|---------------------|--------------------|------------------------|-----------------------|---------------------------|----------------------------|
|           |   |                     | Bbls. to pipeline  | Bbls. to truck or R.R. | Name of transporter   |                           |                            |
| 3         | 1070.00   | 5361.50             |                    | 5320.50                | Petro Source Refinery | 1111.00                   | 5000                       |

GAS


|                               |       |                          |       |
|-------------------------------|-------|--------------------------|-------|
| MCF used on lease             | _____ | Used for Gas Lift        | _____ |
| MCF sold                      | _____ | MCF used on lease.       | _____ |
| MCF blown to air (difference) | _____ | MCF used on _____ lease. | _____ |
| Gas Purchaser                 | _____ | MCF used on _____ lease. | _____ |

SUMMARY

|   |       |          |
|---|-------|----------|
| Barrels oil produced and marketed during month        | _____ | 5320.5   |
| Tax at \$0.05 per barrel                              | _____ | \$266.03 |
| MCF gas produced and marketed during month            | _____ |          |
| Tax at \$0.05 per 50,000 MCF                          | _____ |          |
| Total tax monies remitted herewith to State Treasurer | _____ | \$266.03 |

Remarks:

I hereby certify that the information given herewith is true, correct, and complete.

Name:   
Bruce C. Decker  
Position: Manager  
Telephone: (801)298-9866  
Date: 09/10/98

STATE OF NEVADA  
 DIVISION OF MINERALS  
 400 West King Street, Suite 106  
 Carson City, Nevada 89710  
 Telephone: (702) 885-5050

RECEIVED

SEP 08 1998

Div. of Minerals

PRODUCER'S MONTHLY REPORT

Company: EAGLE SPRINGS PRODUCTION CO.

Address: 2561 South 1560 West, Suite 200  
 Woods Cross, UT 84087

Lease: N-42341

Pool: Ghost Ranch

County: Nye

Month of: July 1998

| LOCATION |            |      |      |      | OIL AND WATER (BBLs.) |              |       |             | GAS                |               |              | No. days prod. | Status: Flowing Pumping, Gas Lift, etc. |  |
|----------|------------|------|------|------|-----------------------|--------------|-------|-------------|--------------------|---------------|--------------|----------------|---|--|
| Well No. | Permit No. | Sec. | Twp. | Rge. | Net Oil Prod.         | Net Oil Sold | Grav. | Water Prod. | Tot. gas Prod. MCF | Gas-oil ratio | Date of test |                |   |  |
| 48-35    | 779        | 35   | 9N   | 57E  | 1090.10               | 1030.90      | 16.7  | 8414.00     |                    |               |              | 30.9           | Flowing                                 |  |
| 38-35    | 793        | 35   | 9N   | 57E  | 3163.40               | 2949.04      | 16.7  | 9947.00     |                    |               |              | 30.9           | Flowing                                 |  |
| 47-35    | 799        | 35   | 9N   | 57E  | 1201.30               | 1119.86      | 16.7  | 7057.00     |                    |               |              | 30.7           | Pumping                                 |  |
| TOTALS   |            |      |      |      | 5454.80               | 5099.80      |       | 25418.00    |                    |               |              |                |   |  |

| No. Wells | Total amount oil on lease at beginning of month | Actual oil produced | DISPOSITION OF OIL |                        |                       | Total amount oil on lease | Total capacity lease tanks |
|-----------|---|---------------------|--------------------|------------------------|-----------------------|---------------------------|----------------------------|
|           |   |                     | Bbls. to pipeline  | Bbls. to truck or R.R. | Name of transporter   |                           |                            |
| 3         | 715.00  | 5454.80             |                    | 5099.80                | Petro Source Refinery | 1070.00                   | 5000                       |

GAS


|                               |       |                          |       |
|-------------------------------|-------|--------------------------|-------|
| MCF used on lease             | _____ | Used for Gas Lift        | _____ |
| MCF sold                      | _____ | MCF used on lease.       | _____ |
| MCF blown to air (difference) | _____ | MCF used on _____ lease. | _____ |
| Gas Purchaser                 | _____ | MCF used on _____ lease. | _____ |

SUMMARY

|   |       |          |
|---|-------|----------|
| Barrels oil produced and marketed during month        | _____ | 5099.8   |
| Tax at \$0.05 per barrel                              | _____ | \$254.99 |
| MCF gas produced and marketed during month            | _____ |          |
| Tax at \$0.05 per 50,000 MCF                          | _____ |          |
| Total tax monies remitted herewith to State Treasurer | _____ | \$254.99 |

Remarks:

I hereby certify that the information given herewith is true, correct, and complete.

Name:   
Bruce C. Decker  
Position: \_\_\_\_\_ Manager \_\_\_\_\_  
Telephone: \_\_\_\_\_ (801)298-9866 \_\_\_\_\_  
Date: \_\_\_\_\_ 08/10/98 \_\_\_\_\_

STATE OF NEVADA  
 DIVISION OF MINERALS  
 400 West King Street, Suite 106  
 Carson City, Nevada 89710  
 Telephone: (702) 885-5050

RECEIVED

JUL 30 1998

PRODUCER'S MONTHLY REPORT

Div. of Minerals

Company: EAGLE SPRINGS PRODUCTION CO.

Address: 2561 South 1560 West, Suite 200  
 Woods Cross, UT 84087

Lease: N-42341

Pool: Ghost Ranch

County: Nye

Month of: June 1998

| LOCATION      |            |      |      |      | OIL AND WATER (BBLs.) |              |       |             | GAS                |               |              | No. days prod. | Status: Flowing Pumping, Gas Lift, etc. |  |
|---------------|------------|------|------|------|-----------------------|--------------|-------|-------------|--------------------|---------------|--------------|----------------|---|--|
| Well No.      | Permit No. | Sec. | Twp. | Rge. | Net Oil Prod.         | Net Oil Sold | Grav. | Water Prod. | Tot. gas Prod. MCF | Gas-oil ratio | Date of test |                |   |  |
| 48-35         | 779        | 35   | 9N   | 57E  | 993.10                | 1106.80      | 17.4  | 7834.00     |                    |               |              | 30.0           | Flowing                                 |  |
| 38-35         | 793        | 35   | 9N   | 57E  | 2729.00               | 2849.28      | 17.4  | 9263.00     |                    |               |              | 30.0           | Flowing                                 |  |
| 47-35         | 799        | 35   | 9N   | 57E  | 1035.70               | 1081.72      | 17.4  | 6615.00     |                    |               |              | 30.0           | Pumping                                 |  |
| <b>TOTALS</b> |            |      |      |      | 4757.80               | 5037.80      |       | 23712.00    |                    |               |              |                |   |  |

| No. Wells | Total amount oil on lease at beginning of month | Actual oil produced | DISPOSITION OF OIL |                        |                       | Total amount oil on lease | Total capacity lease tanks |
|-----------|---|---------------------|--------------------|------------------------|-----------------------|---------------------------|----------------------------|
|           |   |                     | Bbls. to pipeline  | Bbls. to truck or R.R. | Name of transporter   |                           |                            |
| 3         | 995.00  | 4757.80             |                    | 5037.80                | Petro Source Refinery | 715.00                    | 5000                       |

GAS


|                               |       |                                |
|-------------------------------|-------|--------------------------------|
| MCF used on lease             | _____ | Used for Gas Lift              |
| MCF sold                      | _____ | _____ MCF used on lease.       |
| MCF blown to air (difference) | _____ | _____ MCF used on _____ lease. |
| Gas Purchaser                 | _____ | _____ MCF used on _____ lease. |

SUMMARY

|   |       |          |
|---|-------|----------|
| Barrels oil produced and marketed during month        | _____ | 5037.8   |
| Tax at \$0.05 per barrel                              | _____ | \$251.89 |
| MCF gas produced and marketed during month            | _____ |          |
| Tax at \$0.05 per 50,000 MCF                          | _____ |          |
| Total tax monies remitted herewith to State Treasurer | _____ | \$251.89 |

Remarks:

I hereby certify that the information given herewith is true, correct, and complete.

Name:   
Bruce C. Decker  
Position: Manager  
Telephone: (801) 298-9866  
Date: 07/10/98

STATE OF NEVADA  
 DIVISION OF MINERALS  
 400 West King Street, Suite 106  
 Carson City, Nevada 89710  
 Telephone: (702) 885-5050

RECEIVED

JUL 06 1998

Div. of Minerals

PRODUCER'S MONTHLY REPORT

Company: EAGLE SPRINGS PRODUCTION CO.

Address: 2561 South 1560 West, Suite 200  
 Woods Cross, UT 84087

Lease: N-42341

Pool: Ghost Ranch

County: Nye

Month of: May 1998

| LOCATION      |            |      |      |      | OIL AND WATER (BBLs.) |              |       |             | GAS                |               |              | No. days prod. | Status: Flowing Pumping, Gas Lift, etc. |
|---------------|------------|------|------|------|-----------------------|--------------|-------|-------------|--------------------|---------------|--------------|----------------|---|
| Well No.      | Permit No. | Sec. | Twp. | Rge. | Net Oil Prod.         | Net Oil Sold | Grav. | Water Prod. | Tot. gas Prod. MCF | Gas-oil ratio | Date of test |                |   |
| 48-35         | 779        | 35   | 9N   | 57E  | 1187.22               | 1475.23      | 17.4  | 8888.00     |                    |               |              | 29.2           | Flowing                                 |
| 38-35         | 793        | 35   | 9N   | 57E  | 2749.62               | 2858.46      | 17.4  | 11281.00    |                    |               |              | 31.0           | Flowing                                 |
| 47-35         | 799        | 35   | 9N   | 57E  | 1044.83               | 1086.98      | 17.4  | 8050.00     |                    |               |              | 31.0           | Pumping                                 |
| <b>TOTALS</b> |            |      |      |      | 4981.67               | 5420.67      |       | 28219.00    |                    |               |              |                |   |

| No. Wells | Total amount oil on lease at beginning of month | Actual oil produced | DISPOSITION OF OIL |                        |                       | Total amount oil on lease | Total capacity lease tanks |
|-----------|---|---------------------|--------------------|------------------------|-----------------------|---------------------------|----------------------------|
|           |   |                     | Bbls. to pipeline  | Bbls. to truck or R.R. | Name of transporter   |                           |                            |
| 3         | 1434.00   | 4981.67             |                    | 5420.67                | Petro Source Refinery | 995.00                    | 5000                       |

GAS


MCF used on lease \_\_\_\_\_ Used for Gas Lift  
MCF sold \_\_\_\_\_ MCF used on lease.  
MCF blown to air (difference) \_\_\_\_\_ MCF used on \_\_\_\_\_ lease.  
Gas Purchaser \_\_\_\_\_ MCF used on \_\_\_\_\_ lease.

SUMMARY

Barrels oil produced and marketed during month \_\_\_\_\_ 5420.67  
Tax at \$0.05 per barrel \_\_\_\_\_ \$271.03  
MCF gas produced and marketed during month \_\_\_\_\_  
Tax at \$0.05 per 50,000 MCF \_\_\_\_\_  
Total tax monies remitted herewith to State Treasurer \_\_\_\_\_ \$271.03

Remarks:

I hereby certify that the information given herewith is true, correct, and complete.

Name:   
Bruce C. Decker  
Position: \_\_\_\_\_ Manager  
Telephone: \_\_\_\_\_ (801) 298-9866  
Date: \_\_\_\_\_ 06/10/98



RECEIVED

JUN 17 1998

Div. of Minerals

STATE OF NEVADA  
DIVISION OF MINERALS  
400 West King Street, Suite 106  
Carson City, Nevada 89710  
Telephone: (702) 885-5050

### PRODUCER'S MONTHLY REPORT

Company: EAGLE SPRINGS PRODUCTION CO.

Address: 2561 South 1560 West, Suite 200  
Woods Cross, UT 84087

Lease: N-42341

Pool: Ghost Ranch

County: Nye

Month of: April 1998

| LOCATION      |            |      |      |      | OIL AND WATER (BBLs.) |              |       |             | GAS                |               |              | No. days prod. | Status: Flowing Pumping, Gas Lift, etc. |
|---------------|------------|------|------|------|-----------------------|--------------|-------|-------------|--------------------|---------------|--------------|----------------|---|
| Well No.      | Permit No. | Sec. | Twp. | Rge. | Net Oil Prod.         | Net Oil Sold | Grav. | Water Prod. | Tot. gas Prod. MCF | Gas-oil ratio | Date of test |                |   |
| 48-35         | 779        | 35   | 9N   | 57E  | 2461.80               | 2365.34      | 17.3  | 10046.00    |                    |               |              | 30.0           | Flowing                                 |
| 38-35         | 793        | 35   | 9N   | 57E  | 2888.90               | 2681.59      | 17.3  | 11423.00    |                    |               |              | 30.0           | Flowing                                 |
| 47-35         | 799        | 35   | 9N   | 57E  | 1097.30               | 1023.07      | 17.3  | 8518.00     |                    |               |              | 29.9           | Pumping                                 |
| <b>TOTALS</b> |            |      |      |      | 6448.00               | 6070.00      |       | 29987.00    |                    |               |              |                |   |

| No. Wells | Total amount oil on lease at beginning of month | Actual oil produced | DISPOSITION OF OIL |                        |                       | Total amount oil on lease | Total capacity lease tanks |
|-----------|---|---------------------|--------------------|------------------------|-----------------------|---------------------------|----------------------------|
|           |   |                     | Bbls. to pipeline  | Bbls. to truck or R.R. | Name of transporter   |                           |                            |
| 3         | 1056.00   | 6448.00             |                    | 6070.00                | Petro Source Refinery | 1434.00                   | 5000                       |

GAS


MCF used on lease \_\_\_\_\_ Used for Gas Lift  
MCF sold \_\_\_\_\_ MCF used on lease.  
MCF blown to air (difference) \_\_\_\_\_ MCF used on \_\_\_\_\_ lease.  
Gas Purchaser \_\_\_\_\_ MCF used on \_\_\_\_\_ lease.

SUMMARY

Barrels oil produced and marketed during month \_\_\_\_\_ 6070  
Tax at \$0.05 per barrel \_\_\_\_\_ \$303.50  
MCF gas produced and marketed during month \_\_\_\_\_  
Tax at \$0.05 per 50,000 MCF \_\_\_\_\_  
Total tax monies remitted herewith to State Treasurer \_\_\_\_\_ \$303.50

Remarks:

I hereby certify that the information given herewith is true, correct, and complete.

Name:   
Bruce C. Decker  
Position: Manager  
Telephone: (801)298-9866  
Date: 05-11-98

STATE OF NEVADA  
 DIVISION OF MINERALS  
 400 West King Street, Suite 106  
 Carson City, Nevada 89710  
 Telephone: (702) 885-5050

RECEIVED

MAY 07 1998

PRODUCER'S MONTHLY REPORT

Div. of Minerals

Company: EAGLE SPRINGS PRODUCTION CO.

Address: 2561 South 1560 West, Suite 200  
 Woods Cross, UT 84087

Lease: N-42341

Pool: Ghost Ranch

County: Nye

Month of: March 1998

| LOCATION      |               |      |      |      | OIL AND WATER (BBLs.) |                 |       |                | GAS                   |                  |                 |                   | Status: Flowing<br>Pumping, Gas<br>Lift, etc. |  |
|---------------|---------------|------|------|------|-----------------------|-----------------|-------|----------------|-----------------------|------------------|-----------------|-------------------|---|--|
| Well<br>No.   | Permit<br>No. | Sec. | Twp. | Rge. | Net Oil<br>Prod.      | Net Oil<br>Sold | Grav. | Water<br>Prod. | Tot. gas<br>Prod. MCF | Gas-oil<br>ratio | Date of<br>test | No. days<br>prod. |   |  |
| 48-35         | 779           | 35   | 9N   | 57E  | 3445.80               | 3186.60         | 17.2  | 7533.00        |                       |                  |                 | 27.0              | Flowing                                       |  |
| 38-35         | 793           | 35   | 9N   | 57E  | 2980.00               | 2937.49         | 17.2  | 12571.00       |                       |                  |                 | 29.6              | Flowing                                       |  |
| 47-35         | 799           | 35   | 9N   | 57E  | 1178.50               | 1154.21         | 17.2  | 9826.00        |                       |                  |                 | 31.0              | Pumping                                       |  |
| <b>TOTALS</b> |               |      |      |      | 7604.30               | 7278.30         |       | 29930.00       |                       |                  |                 |                   |   |  |

| No. Wells | Total amount oil on lease at beginning of month | Actual oil produced | DISPOSITION OF OIL |                        |                       | Total amount oil on lease | Total capacity lease tanks |
|-----------|---|---------------------|--------------------|------------------------|-----------------------|---------------------------|----------------------------|
|           |   |                     | Bbls. to pipeline  | Bbls. to truck or R.R. | Name of transporter   |                           |                            |
| 3         | 730.00  | 7,604.30            |                    | 7,278.30               | Petro Source Refinery | 1056.00                   | 5000                       |

GAS


MCF used on lease \_\_\_\_\_ Used for Gas Lift  
MCF sold \_\_\_\_\_ MCF used on lease.  
MCF blown to air (difference) \_\_\_\_\_ MCF used on \_\_\_\_\_ lease.  
Gas Purchaser \_\_\_\_\_ MCF used on \_\_\_\_\_ lease.

SUMMARY

Barrels oil produced and marketed during month \_\_\_\_\_ 7278.3  
Tax at \$0.05 per barrel \_\_\_\_\_ \$363.92  
MCF gas produced and marketed during month \_\_\_\_\_  
Tax at \$0.05 per 50,000 MCF \_\_\_\_\_  
Total tax monies remitted herewith to State Treasurer \_\_\_\_\_ \$363.92

Remarks:

I hereby certify that the information given herewith is true, correct, and complete.

Name:   
Bruce C. Decker  
Position: \_\_\_\_\_ Manager  
Telephone: \_\_\_\_\_ (801)298-9866  
Date: \_\_\_\_\_ 04-10-98

STATE OF NEVADA  
 DIVISION OF MINERALS  
 400 West King Street, Suite 106  
 Carson City, Nevada 89710  
 Telephone: (702) 885-5050

RECEIVED

MAR 30 1998

PRODUCER'S MONTHLY REPORT

Div. of Minerals

Company: EAGLE SPRINGS PRODUCTION CO.

Address: 2561 South 1560 West, Suite 200  
 Woods Cross, UT 84087

Lease: N-42341

Pool: Ghost Ranch

County: Nye

Month of: February 1998

| LOCATION      |            |      |      |      | OIL AND WATER (BBLs.) |              |       |             | GAS                |               |              | No. days prod. | Status: Flowing Pumping, Gas Lift, etc. |  |
|---------------|------------|------|------|------|-----------------------|--------------|-------|-------------|--------------------|---------------|--------------|----------------|---|--|
| Well No.      | Permit No. | Sec. | Twp. | Rge. | Net Oil Prod.         | Net Oil Sold | Grav. | Water Prod. | Tot. gas Prod. MCF | Gas-oil ratio | Date of test |                |   |  |
| 48-35         | 779        | 35   | 9N   | 57E  | 1979.40               | 1844.30      | 17.3  | 4098.00     |                    |               |              | 17.8           | Flowing                                 |  |
| 38-35         | 793        | 35   | 9N   | 57E  | 3285.20               | 3483.55      | 17.3  | 10901.00    |                    |               |              | 28.0           | Flowing                                 |  |
| 47-35         | 799        | 35   | 9N   | 57E  | 1225.10               | 1299.85      | 17.3  | 8174.00     |                    |               |              | 27.9           | Pumping                                 |  |
| <b>TOTALS</b> |            |      |      |      | 6489.70               | 6627.70      |       | 23173.00    |                    |               |              |                |   |  |

| No. Wells | Total amount oil on lease at beginning of month | Actual oil produced | DISPOSITION OF OIL |                        |                       | Total amount oil on lease | Total capacity lease tanks |
|-----------|---|---------------------|--------------------|------------------------|-----------------------|---------------------------|----------------------------|
|           |   |                     | Bbls. to pipeline  | Bbls. to truck or R.R. | Name of transporter   |                           |                            |
| 3         | 868.00  | 6,489.70            |                    | 6,627.70               | Petro Source Refinery | 730.00                    | 5000                       |

GAS


MCF used on lease \_\_\_\_\_ Used for Gas Lift  
MCF sold \_\_\_\_\_ MCF used on lease.  
MCF blown to air (difference) \_\_\_\_\_ MCF used on \_\_\_\_\_ lease.  
Gas Purchaser \_\_\_\_\_ MCF used on \_\_\_\_\_ lease.

SUMMARY

Barrels oil produced and marketed during month \_\_\_\_\_ 6627.7  
Tax at \$0.05 per barrel \_\_\_\_\_ \$331.39  
MCF gas produced and marketed during month \_\_\_\_\_  
Tax at \$0.05 per 50,000 MCF \_\_\_\_\_  
Total tax monies remitted herewith to State Treasurer \_\_\_\_\_ \$331.39

Remarks:

I hereby certify that the information given herewith is true, correct, and complete.

Name:   
Bruce C. Decker  
Position: Manager  
Telephone: (801)298-9866  
Date: 03-11-98

STATE OF NEVADA  
 DIVISION OF MINERALS  
 400 West King Street, Suite 106  
 Carson City, Nevada 89710  
 Telephone: (702) 885-5050

RECEIVED

MAR 10 1998

PRODUCER'S MONTHLY REPORT

Div. of Minerals

Company: EAGLE SPRINGS PRODUCTION CO.

Address: 2561 South 1560 West, Suite 200  
 Woods Cross, UT 84087

Lease: N-42341

Pool: Ghost Ranch

County: Nye

Month of: January 1998

| LOCATION |            |      |      |      | OIL AND WATER (BBLs.) |              |       |             | GAS                |               |              | No. days prod. | Status: Flowing Pumping, Gas Lift, etc. |  |
|----------|------------|------|------|------|-----------------------|--------------|-------|-------------|--------------------|---------------|--------------|----------------|---|--|
| Well No. | Permit No. | Sec. | Twp. | Rge. | Net Oil Prod.         | Net Oil Sold | Grav. | Water Prod. | Tot. gas Prod. MCF | Gas-oil ratio | Date of test |                |   |  |
| 48-35    | 779        | 35   | 9N   | 57E  | 441.51                | 442.48       | 17.1  | 2287.00     |                    |               |              | 6.0            | Flowing                                 |  |
| 38-35    | 793        | 35   | 9N   | 57E  | 3406.33               | 3785.22      | 17.1  | 12269.00    |                    |               |              | 31.0           | Flowing                                 |  |
| 47-35    | 799        | 35   | 9N   | 57E  | 1274.06               | 1417.20      | 17.1  | 9218.00     |                    |               |              | 31.0           | Pumping                                 |  |
| TOTALS   |            |      |      |      | 5121.90               | 5644.90      |       | 23774.00    |                    |               |              |                |   |  |

| No. Wells | Total amount oil on lease at beginning of month | Actual oil produced | DISPOSITION OF OIL |                        |                       | Total amount oil on lease | Total capacity lease tanks |
|-----------|---|---------------------|--------------------|------------------------|-----------------------|---------------------------|----------------------------|
|           |   |                     | Bbls. to pipeline  | Bbls. to truck or R.R. | Name of transporter   |                           |                            |
| 3         | 1391.00   | 5,121.90            |                    | 5,644.90               | Petro Source Refinery | 868.00                    | 5000                       |

GAS


MCF used on lease \_\_\_\_\_ Used for Gas Lift  
MCF sold \_\_\_\_\_ MCF used on lease.  
MCF blown to air (difference) \_\_\_\_\_ MCF used on \_\_\_\_\_ lease.  
Gas Purchaser \_\_\_\_\_ MCF used on \_\_\_\_\_ lease.

SUMMARY

Barrels oil produced and marketed during month \_\_\_\_\_ 5644.9  
Tax at \$0.05 per barrel \_\_\_\_\_ \$282.25  
MCF gas produced and marketed during month \_\_\_\_\_  
Tax at \$0.05 per 50,000 MCF \_\_\_\_\_  
Total tax monies remitted herewith to State Treasurer \_\_\_\_\_ \$282.25

Remarks:

I hereby certify that the information given herewith is true, correct, and complete.

Name:   
Bruce C. Decker  
Position: Manager  
Telephone: (801) 298-9866  
Date: 02-10-98