

STATE OF NEVADA
DIVISION OF MINERALS
400 West King Street, Suite 106
Carson City, Nevada 89710
Telephone: (702) 885-5050

RECEIVED

JAN 28 1998

Div. of Minerals

PRODUCER'S MONTHLY REPORT

Company: EAGLE SPRINGS PRODUCTION CO.

Address: 2561 South 1560 West, Suite 200
Woods Cross, UT 84087

Lease: N-12321 Pool: Eagle Springs

County: Nye

Month of: December 1997

LOCATION					OIL AND WATER (BBLs.)				GAS			No. days prod.	Status: Flowing Pumping, Gas Lift, etc.
Well No.	Permit No.	Sec.	Twp.	Rge.	Net Oil Prod.	Net Oil Sold	Grav.	Water Prod.	Tot. gas Prod. MCF	Gas-oil ratio	Date of test		
15-35		35	9N	57E	0.00	0.00	N/A	0.00				0.0	Shut-In
35-35		35	9N	57E	93.29	119.98	26.8	1777.00				18.7	Pumping
1-35		35	9N	57E	0.00	0.00	N/A	0.00				0.0	Shut-In
62-35		35	9N	57E	2.19	2.19	26.8	1.00				0.5	Shut-In
54-35	726	35	9N	57E	561.23	740.99	26.8	5302.00				30.9	Pumping
64-35	755	35	9N	57E	88.92	143.47	26.8	379.00				10.0	Pumping
TOTALS					745.63	1006.63		7459.00					

No. Wells	Total amount oil on lease at beginning of month	Actual oil produced	DISPOSITION OF OIL			Total amount oil on lease	Total capacity lease tanks
			Bbls. to pipeline	Bbls. to truck or R.R.	Name of transporter		
6	409.00	745.63		1006.63	Crysen Refining	148.00	1500

GAS


MCF used on lease _____ Used for Gas Lift
 MCF sold _____ MCF used on lease.
 MCF blown to air (difference) _____ MCF used on _____ lease.
 Gas Purchaser _____ MCF used on _____ lease.

SUMMARY

Barrels oil produced and marketed during month _____ 1006.63
 Tax at \$0.05 per barrel _____ \$50.33
 MCF gas produced and marketed during month _____
 Tax at \$0.05 per 50,000 MCF _____
 Total tax monies remitted herewith to State Treasurer _____ \$50.33

Remarks:

I hereby certify that the information given herewith is true, correct, and complete.

Name: 
 Bruce C. Decker
 Position: Vice-President
 Telephone: (801)298-9866
 Date: 01-12-98

STATE OF NEVADA
DIVISION OF MINERALS
400 West King Street, Suite 106
Carson City, Nevada 89710
Telephone: (702) 885-5050

RECEIVED

JAN 28 1998

Div. of Minerals

PRODUCER'S MONTHLY REPORT

Company: EAGLE SPRINGS PRODUCTION CO.

Address: 2561 South 1560 West, Suite 200
Woods Cross, UT 84087

Lease: N-42341

Pool: Eagle Springs

County: Nye

Month of: December 1997

LOCATION					OIL AND WATER (BBLs.)				GAS			No. days prod.	Status: Flowing Pumping, Gas Lift, etc.
Well No.	Permit No.	Sec.	Twp.	Rge.	Net Oil Prod.	Net Oil Sold	Grav.	Water Prod.	Tot. gas Prod. MCF	Gas-oil ratio	Date of test		
1-36	76	36	9N	57E	138.55	143.53	26.9	1207.00				30.5	Pumping
2-36	80	36	9N	57E	0.00	0.00	N/A	0.00				0.0	Shut-In
4-36	86	36	9N	57E	0.00	0.00	N/A	0.00				0.0	Shut-In
5-36	94	36	9N	57E	766.27	806.40	26.9	2418.00				30.2	Pumping
13-36	744	36	9N	57E	1560.81	1638.45	26.9	1710.00				31.0	Pumping
23-36	733	36	9N	57E	1954.79	2045.87	26.9	1345.00				30.9	Pumping
24-36	737	36	9N	57E	1126.31	1182.32	26.9	186.00				31.0	Pumping
43-36	83	36	9N	57E	228.09	239.84	26.9	1930.00				30.5	Pumping
55-35	761	35	9N	57E	0.00	0.00	N/A	0.00				0.0	Shut-In
73-35	69	35	9N	57E	747.42	784.59	26.9	4351.00				31.0	Pumping
74-35	77	35	9N	57E	0.00	0.00	N/A	0.00				0.0	Shut-In
82-35	734	35	9N	57E	1056.56	1233.95	26.9	2029.00				16.1	Pumping
83-35	754	35	9N	57E	220.58	302.43	26.9	970.00				6.0	Pumping
84-35	71	35	9N	57E	0.00	0.00	N/A	0.00				0.0	Shut-In
1-34	107	34	9N	57E	0.00	0.00	N/A	0.00				0.0	Shut-In
TOTALS					7799.38	8377.38		16146.00					

No. Wells	Total amount oil on lease at beginning of month	Actual oil produced	DISPOSITION OF OIL			Total amount oil on lease	Total capacity lease tanks
			Bbls. to pipeline	Bbls. to truck or R.R.	Name of transporter		
15	1231.00	7,799.38		8,377.38	Crysen Refining	653.00	3600

GAS

MCF used on lease _____ Used for Gas Lift
 MCF sold _____ MCF used on lease.
 MCF blown to air (difference) _____ MCF used on _____ lease.
 Gas Purchaser _____ MCF used on _____ lease.

SUMMARY

Barrels oil produced and marketed during month _____ 8377.38
 Tax at \$0.05 per barrel _____ \$418.87
 MCF gas produced and marketed during month _____
 Tax at \$0.05 per 50,000 MCF _____
 Total tax monies remitted herewith to State Treasurer _____ \$418.87
 Remarks:

I hereby certify that the information given herewith is true, correct, and complete.

Name: Bruce C. Decker
 Position: Vice-President
 Telephone: (801) 298-9866
 Date: 01-12-98

STATE OF NEVADA
DIVISION OF MINERALS
400 West King Street, Suite 106
Carson City, Nevada 89710
Telephone: (702) 885-5050

RECEIVED

JAN 02 1998

Div. of Minerals

PRODUCER'S MONTHLY REPORT

Company: EAGLE SPRINGS PRODUCTION CO.

Address: 2561 South 1560 West, Suite 200
Woods Cross, UT 84087

Lease: N-12321 Pool: Eagle Springs

County: Nye

Month of: November 1997

LOCATION					OIL AND WATER (BBLs.)				GAS			No. days prod.	Status: Flowing Pumping, Gas Lift, etc.
Well No.	Permit No.	Sec.	Twp.	Rge.	Net Oil Prod.	Net Oil Sold	Grav.	Water Prod.	Tot. gas Prod. MCF	Gas-oil ratio	Date of test		
15-35		35	9N	57E	0.00	0.00	N/A	0.00				0.0	Shut-in
35-35		35	9N	57E	189.12	188.76	27.4	1449.00				18.2	Pumping
1-35		35	9N	57E	0.00	0.00	N/A	0.00				0.0	Shut-in
62-35		35	9N	57E	0.00	0.00	N/A	0.00				0.0	Shut-in
54-35	726	35	9N	57E	1231.88	1229.11	27.4	4316.00				29.5	Pumping
64-35	755	35	9N	57E	353.72	326.15	27.4	910.00				27.3	Pumping
TOTALS					1774.72	1744.02		6675.00					

No. Wells	Total amount oil on lease at beginning of month	Actual oil produced	DISPOSITION OF OIL			Total amount oil on lease	Total capacity lease tanks
			Bbls. to pipeline	Bbls. to truck or R.R.	Name of transporter		
6	444.00	1774.72*		1744.02	Crysen Refining	409.00	1500

GAS

MCF used on lease _____ Used for Gas Lift
 MCF sold _____ MCF used on lease.
 MCF blown to air (difference) _____ MCF used on _____ lease.
 Gas Purchaser _____ MCF used on _____ lease.

SUMMARY

Barrels oil produced and marketed during month _____ 1744.02
 Tax at \$0.05 per barrel _____ \$87.20
 MCF gas produced and marketed during month _____
 Tax at \$0.05 per 50,000 MCF _____
 Total tax monies remitted herewith to State Treasurer _____ \$87.20

Remarks:

*65.70 BBLs. were used to fill boiler for benefit of lease.

I hereby certify that the information given herewith is true, correct, and complete.

Name:


Bruce C. Decker

Position:

Vice-President

Telephone:

(801)298-9866

Date:

12-11-97

STATE OF NEVADA
DIVISION OF MINERALS
400 West King Street, Suite 106
Carson City, Nevada 89710
Telephone: (702) 885-5050

RECEIVED

JAN 02 1998

PRODUCER'S MONTHLY REPORT

Div. of Minerals

Company: EAGLE SPRINGS PRODUCTION CO.

Address: 2561 South 1560 West, Suite 200
Woods Cross, UT 84087

Lease: N-42341

Pool: Eagle Springs

County: Nye

Month of: November 1997

LOCATION					OIL AND WATER (BBLs.)				GAS			No. days prod.	Status: Flowing Pumping, Gas Lift, etc.
Well No.	Permit No.	Sec.	Twp.	Rge.	Net Oil Prod.	Net Oil Sold	Grav.	Water Prod.	Tot. gas Prod. MCF	Gas-oil ratio	Date of test		
1-36	76	36	9N	57E	123.71	115.03	27.0	1528.00				29.6	Pumping
2-36	80	36	9N	57E	0.00	0.00	N/A	0.00				0.0	Shut-In
4-36	86	36	9N	57E	0.00	0.00	N/A	0.00				0.0	Shut-In
5-36	94	36	9N	57E	746.12	731.20	27.0	3058.00				29.6	Pumping
13-36	744	36	9N	57E	1488.38	1457.90	27.0	2138.00				29.6	Pumping
23-36	733	36	9N	57E	1807.33	1778.78	27.0	1628.00				28.4	Pumping
24-36	737	36	9N	57E	1074.73	1051.94	27.0	180.00				29.6	Pumping
43-36	83	36	9N	57E	219.39	216.12	27.0	2363.00				28.6	Pumping
55-35	761	35	9N	57E	0.00	0.00	N/A	0.00				0.0	Shut-In
73-35	69	35	9N	57E	717.14	698.09	27.0	5490.00				29.6	Pumping
74-35	77	35	9N	57E	81.19	81.19	27.0	2297.00				10.4	Pumping
82-35	734	35	9N	57E	1936.84	1942.16	27.0	4230.00				25.8	Pumping
83-35	754	35	9N	57E	835.04	748.46	27.0	3160.00				18.9	Pumping
84-35	71	35	9N	57E	0.00	0.00	N/A	0.00				0.0	Shut-In
1-34	107	34	9N	57E	0.00	0.00	N/A	0.00				0.0	Shut-In
TOTALS					9029.87	8820.87		26072.00					

No. Wells	Total amount oil on lease at beginning of month	Actual oil produced	DISPOSITION OF OIL			Total amount oil on lease	Total capacity lease tanks
			Bbls. to pipeline	Bbls. to truck or R.R.	Name of transporter		
15	1022.00	9,029.87		8,820.87	Crysen Refining	1231.00	3600

GAS

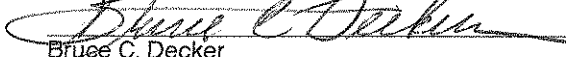
MCF used on lease	_____	Used for Gas Lift	_____
MCF sold	_____	MCF used on lease.	_____
MCF blown to air (difference)	_____	MCF used on _____ lease.	_____
Gas Purchaser	_____	MCF used on _____ lease.	_____

SUMMARY

Barrels oil produced and marketed during month	_____	8820.87
Tax at \$0.05 per barrel	_____	\$441.04
MCF gas produced and marketed during month	_____	
Tax at \$0.05 per 50,000 MCF	_____	
Total tax monies remitted herewith to State Treasurer	_____	\$441.04

Remarks:

I hereby certify that the information given herewith is true, correct, and complete.

Name:	 Bruce C. Decker
Position:	Vice-President
Telephone:	(801) 298-9866
Date:	12-11-97

STATE OF NEVADA
DIVISION OF MINERALS
400 West King Street, Suite 106
Carson City, Nevada 89710
Telephone: (702) 885-5050

PRODUCER'S MONTHLY REPORT

Company: EAGLE SPRINGS PRODUCTION CO.

Address: 2561 South 1560 West, Suite 200
Woods Cross, UT 84087

Lease: N-12321 Pool: Eagle Springs

County: Nye

Month of: October 1997

LOCATION					OIL AND WATER (BBLs.)				GAS			No. days prod.	Status: Flowing Pumping, Gas Lift, etc.
Well No.	Permit No.	Sec.	Twp.	Rge.	Net Oil Prod.	Net Oil Sold	Grav.	Water Prod.	Tot. gas Prod. MCF	Gas-oil ratio	Date of test		
15-35		35	9N	57E	0.00	0.00	N/A	0.00				0.0	Shut-In
35-35		35	9N	57E	212.12	193.86	27.3	1983.00				24.4	Pumping
1-35		35	9N	57E	0.00	0.00	N/A	0.00				0.0	Shut-In
62-35		35	9N	57E	0.00	0.00	N/A	0.00				0.0	Shut-In
54-35	726	35	9N	57E	1213.43	1246.58	27.3	4510.00				30.0	Pumping
64-35	755	35	9N	57E	305.75	236.97	27.3	796.00				24.3	Pumping
TOTALS					1731.30	1677.41		7289.00					

No. Wells	Total amount oil on lease at beginning of month	Actual oil produced	DISPOSITION OF OIL			Total amount oil on lease	Total capacity lease tanks
			Bbls. to pipeline	Bbls. to truck or R.R.	Name of transporter		
6	433.00	1731.30*		1677.41	Crysen Refining	444.00	1500

GAS

MCF used on lease _____ Used for Gas Lift
 MCF sold _____ MCF used on lease.
 MCF blown to air (difference) _____ MCF used on _____ lease.
 Gas Purchaser _____ MCF used on _____ lease.

SUMMARY

Barrels oil produced and marketed during month _____ 1677.41
 Tax at \$0.05 per barrel _____ \$83.87
 MCF gas produced and marketed during month _____
 Tax at \$0.05 per 50,000 MCF _____
 Total tax monies remitted herewith to State Treasurer _____ \$83.87

Remarks:

*42.89 BBLs. were used to fill boiler for benefit of lease.

I hereby certify that the information given herewith is true, correct, and complete.

Name: Bruce C. Decker
 Position: Vice-President
 Telephone: (801)298-9866
 Date: 11-10-97

STATE OF NEVADA
DIVISION OF MINERALS
400 West King Street, Suite 106
Carson City, Nevada 89710
Telephone: (702) 885-5050

PRODUCER'S MONTHLY REPORT

Company: EAGLE SPRINGS PRODUCTION CO.

Address: 2561 South 1560 West, Suite 200
Woods Cross, UT 84087

Lease: N-42341 Pool: Eagle Springs

County: Nye

Month of: October 1997

LOCATION					OIL AND WATER (BBLs.)				GAS			No. days prod.	Status: Flowing Pumping, Gas Lift, etc.
Well No.	Permit No.	Sec.	Twp.	Rge.	Net Oil Prod.	Net Oil Sold	Grav.	Water Prod.	Tot. gas Prod. MCF	Gas-oil ratio	Date of test		
1-36	76	36	9N	57E	69.66	62.17	26.7	920.00				17.6	Pumping
2-36	80	36	9N	57E	0.00	0.00	N/A	0.00				0.0	Shut-In
4-36	86	36	9N	57E	0.00	0.00	N/A	0.00				0.8	Shut-In
5-36	94	36	9N	57E	752.89	731.22	26.7	3134.00				29.9	Pumping
13-36	744	36	9N	57E	1490.51	1451.88	26.7	2199.00				30.3	Pumping
23-36	733	36	9N	57E	1905.60	1843.17	26.7	1723.00				30.3	Pumping
24-36	737	36	9N	57E	1068.74	1040.92	26.7	186.00				29.1	Pumping
43-36	83	36	9N	57E	231.88	225.54	26.7	2511.00				30.3	Pumping
55-35	761	35	9N	57E	0.00	0.00	N/A	0.00				0.0	Shut-In
73-35	69	35	9N	57E	680.37	658.19	26.7	5155.00				28.3	Pumping
74-35	77	35	9N	57E	0.00	0.00	N/A	0.00				0.0	Shut-In
82-35	734	35	9N	57E	2392.20	2315.48	26.7	4859.00				30.3	Pumping
83-35	754	35	9N	57E	119.28	156.51	26.7	528.00				3.0	Pumping
84-35	71	35	9N	57E	0.00	17.05	26.7	0.00				0.0	Shut-In
1-34	107	34	9N	57E	0.00	0.00	N/A	0.00				0.0	Shut-In
TOTALS					8711.13	8502.13		21215.00					

No. Wells	Total amount oil on lease at beginning of month	Actual oil produced	DISPOSITION OF OIL			Total amount oil on lease	Total capacity lease tanks
			Bbls. to pipeline	Bbls. to truck or R.R.	Name of transporter		
15	813.00	8,711.13		8,502.13	Crysen Refining	1022.00	3600

GAS


MCF used on lease	_____	Used for Gas Lift
MCF sold	_____	_____ MCF used on lease.
MCF blown to air (difference)	_____	_____ MCF used on _____ lease.
Gas Purchaser	_____	_____ MCF used on _____ lease.

SUMMARY

Barrels oil produced and marketed during month	_____	8502.13
Tax at \$0.05 per barrel	_____	\$425.11
MCF gas produced and marketed during month	_____	
Tax at \$0.05 per 50,000 MCF	_____	
Total tax monies remitted herewith to State Treasurer	_____	\$425.11

Remarks:

I hereby certify that the information given herewith is true, correct, and complete.

Name:	 Bruce C. Decker
Position:	Vice-President
Telephone:	(801) 298-9866
Date:	11-10-97

STATE OF NEVADA
DIVISION OF MINERALS
400 West King Street, Suite 106
Carson City, Nevada 89710
Telephone: (702) 885-5050

PRODUCER'S MONTHLY REPORT

Company: EAGLE SPRINGS PRODUCTION CO.

Address: 2561 South 1560 West, Suite 200
Woods Cross, UT 84087

Lease: N-42341

Pool: Eagle Springs

County: Nye

Month of: September 1997

LOCATION					OIL AND WATER (BBLs.)				GAS				Status: Flowing Pumping, Gas Lift, etc.
Well No.	Permit No.	Sec.	Twp.	Rge.	Net Oil Prod.	Net Oil Sold	Grav.	Water Prod.	Tot. gas Prod. MCF	Gas-oil ratio	Date of test	No. days prod.	
1-36	76	36	9N	57E	0.00	0.00	N/A	0.00				0.0	Shut-In
2-36	80	36	9N	57E	0.00	0.00	N/A	0.00				0.0	Shut-In
4-36	86	36	9N	57E	0.00	0.00	N/A	0.00				0.0	Shut-In
5-36	94	36	9N	57E	719.85	723.87	27.1	3012.00				29.0	Pumping
13-36	744	36	9N	57E	1480.78	1485.18	27.1	2166.00				30.0	Pumping
23-36	733	36	9N	57E	1719.43	1739.45	27.1	1518.00				27.2	Pumping
24-36	737	36	9N	57E	1067.06	1063.54	27.1	191.00				29.5	Pumping
43-36	83	36	9N	57E	226.91	226.99	27.1	2479.00				30.0	Pumping
55-35	761	35	9N	57E	0.00	0.00	N/A	0.00				0.0	Shut-In
73-35	69	35	9N	57E	634.76	622.47	27.1	4789.00				26.1	Pumping
74-35	77	35	9N	57E	0.00	0.00	N/A	0.00				0.0	Shut-In
82-35	734	35	9N	57E	2265.19	2203.92	27.1	4476.00				28.4	Pumping
83-35	754	35	9N	57E	542.82	611.36	27.1	2044.00				12.7	Pumping
84-35	71	35	9N	57E	185.85	185.87	27.1	2440.00				16.5	Pumping
1-34	107	34	9N	57E	0.00	0.00	N/A	0.00				0.0	Shut-In
TOTALS					8842.65	8862.65		23115.00					

No. Wells	Total amount oil on lease at beginning of month	Actual oil produced	DISPOSITION OF OIL			Total amount oil on lease	Total capacity lease tanks
			Bbls. to pipeline	Bbls. to truck or R.R.	Name of transporter		
15	833.00	8,842.65		8,862.65	Crysen Refining	813.00	3600

GAS

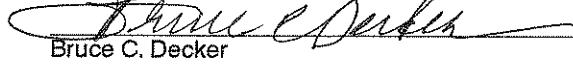
MCF used on lease	_____	Used for Gas Lift
MCF sold	_____	_____ MCF used on lease.
MCF blown to air (difference)	_____	_____ MCF used on _____ lease.
Gas Purchaser	_____	_____ MCF used on _____ lease.

SUMMARY

Barrels oil produced and marketed during month	_____	8862.65
Tax at \$0.05 per barrel	_____	\$443.13
MCF gas produced and marketed during month	_____	
Tax at \$0.05 per 50,000 MCF	_____	
Total tax monies remitted herewith to State Treasurer	_____	\$443.13

Remarks:

I hereby certify that the information given herewith is true, correct, and complete.

Name:	
	Bruce C. Decker
Position:	Vice-President
Telephone:	(801)298-9866
Date:	10-08-97

STATE OF NEVADA
DIVISION OF MINERALS
400 West King Street, Suite 106
Carson City, Nevada 89710
Telephone: (702) 885-5050

PRODUCER'S MONTHLY REPORT

Company: EAGLE SPRINGS PRODUCTION CO.

Address: 2561 South 1560 West, Suite 200
Woods Cross, UT 84087

Lease: N-12321 Pool: Eagle Springs

County: Nye

Month of: September 1997

LOCATION					OIL AND WATER (BBLs.)				GAS			No. days prod.	Status: Flowing Pumping, Gas Lift, etc.
Well No.	Permit No.	Sec.	Twp.	Rge.	Net Oil Prod.	Net Oil Sold	Grav.	Water Prod.	Tot. gas Prod. MCF	Gas-oil ratio	Date of test		
15-35		35	9N	57E	0.00	0.00	N/A	0.00				0.0	Shut-in
35-35		35	9N	57E	108.10	103.26	27.4	854.00				9.2	Pumping
1-35		35	9N	57E	0.00	0.00	N/A	0.00				0.0	Shut-in
62-35		35	9N	57E	0.00	0.00	N/A	0.00				0.0	Shut-in
54-35	726	35	9N	57E	1342.99	1086.88	27.4	5151.00				29.8	Pumping
64-35	755	35	9N	57E	0.00	0.00	N/A	0.00				0.0	Shut-in
TOTALS					1451.09	1190.14		6005.00					

No. Wells	Total amount oil on lease at beginning of month	Actual oil produced	DISPOSITION OF OIL			Total amount oil on lease	Total capacity lease tanks
			Bbls. to pipeline	Bbls. to truck or R.R.	Name of transporter		
6	209.00	1451.09*		1190.14	Crysen Refining	433.00	1500

GAS

MCF used on lease _____ Used for Gas Lift
 MCF sold _____ MCF used on lease.
 MCF blown to air (difference) _____ MCF used on _____ lease.
 Gas Purchaser _____ MCF used on _____ lease.

SUMMARY

Barrels oil produced and marketed during month _____ 1190.14
 Tax at \$0.05 per barrel _____ \$59.51
 MCF gas produced and marketed during month _____
 Tax at \$0.05 per 50,000 MCF _____
 Total tax monies remitted herewith to State Treasurer _____ \$59.51

Remarks:

*36.95 BBLs. were used to fill boiler for benefit of lease.

I hereby certify that the information given herewith is true, correct, and complete.

Name: Bruce C. Decker
 Position: Vice-President
 Telephone: (801) 298-9866
 Date: 10-08-97

STATE OF NEVADA
DIVISION OF MINERALS
400 West King Street, Suite 106
Carson City, Nevada 89710
Telephone: (702) 885-5050

RECEIVED

OCT 03 1997

Div. of Minerals

PRODUCER'S MONTHLY REPORT

Company: EAGLE SPRINGS PRODUCTION CO.

Address: 2561 South 1560 West, Suite 200
Woods Cross, UT 84087

Lease: N-12321 Pool: Eagle Springs

County: Nye

Month of: August 1997

LOCATION					OIL AND WATER (BBLs.)				GAS			No. days prod.	Status: Flowing Pumping, Gas Lift, etc.
Well No.	Permit No.	Sec.	Twp.	Rge.	Net Oil Prod.	Net Oil Sold	Grav.	Water Prod.	Tot. gas Prod. MCF	Gas-oil ratio	Date of test		
15-35		35	9N	57E	0.00	0.00	N/A	0.00				0.0	Shut-In
35-35		35	9N	57E	269.61	276.94	27.0	2399.00				29.4	Pumping
1-35		35	9N	57E	0.00	0.00	N/A	0.00				0.0	Shut-In
62-35		35	9N	57E	0.00	0.00	N/A	0.00				0.0	Shut-In
54-35	726	35	9N	57E	1249.70	1328.01	27.0	4392.00				30.8	Pumping
64-35	755	35	9N	57E	90.18	161.96	27.0	207.00				5.1	Pumping
TOTALS					1609.49	1766.91		6998.00					

No. Wells	Total amount oil on lease at beginning of month	Actual oil produced	DISPOSITION OF OIL			Total amount oil on lease	Total capacity lease tanks
			Bbls. to pipeline	Bbls. to truck or R.R.	Name of transporter		
6	398.00	1609.49*		1766.91	Crysen Refining	209.00	1500

GAS

MCF used on lease _____ Used for Gas Lift
MCF sold _____ MCF used on lease.
MCF blown to air (difference) _____ MCF used on _____ lease.
Gas Purchaser _____ MCF used on _____ lease.

SUMMARY

Barrels oil produced and marketed during month _____ 1766.91
Tax at \$0.05 per barrel _____ \$88.35
MCF gas produced and marketed during month _____
Tax at \$0.05 per 50,000 MCF _____
Total tax monies remitted herewith to State Treasurer _____ \$88.35

Remarks:

*31.58 BBLs. were used to fill boiler for benefit of lease.

I hereby certify that the information given herewith is true, correct, and complete.

Name:


Bruce C. Decker

Position:

Vice-President

Telephone:

(801)298-9866

Date:

09-12-97

STATE OF NEVADA
DIVISION OF MINERALS
400 West King Street, Suite 106
Carson City, Nevada 89710
Telephone: (702) 885-5050

RECEIVED

OCT 03 1997

PRODUCER'S MONTHLY REPORT

Div. of Minerals

Company: EAGLE SPRINGS PRODUCTION CO.

Address: 2561 South 1560 West, Suite 200
Woods Cross, UT 84087

Lease: N-42341

Pool: Eagle Springs

County: Nye

Month of: August 1997

LOCATION					OIL AND WATER (BBLs)				GAS			No. days prod.	Status: Flowing Pumping, Gas Lift, etc.
Well No.	Permit No.	Sec.	Twp.	Rge.	Net Oil Prod.	Net Oil Sold	Grav.	Water Prod.	Tot. gas Prod. MCF	Gas-oil ratio	Date of test		
1-36	76	36	9N	57E	0.00	0.00	N/A	0.00				0.0	Shut-In
2-36	80	36	9N	57E	0.00	0.00	N/A	0.00				0.0	Shut-In
4-36	86	36	9N	57E	0.00	0.00	N/A	0.00				0.0	Shut-In
5-36	94	36	9N	57E	772.33	789.81	26.8	3001.00				31.0	Pumping
13-36	744	36	9N	57E	1542.80	1577.43	26.8	2100.00				31.0	Pumping
23-36	733	36	9N	57E	1969.40	2014.32	26.8	1652.00				31.0	Pumping
24-36	737	36	9N	57E	1055.80	1055.01	26.8	175.00				28.4	Pumping
43-36	83	36	9N	57E	229.56	234.51	26.8	2401.00				31.0	Pumping
55-35	761	35	9N	57E	0.00	0.00	N/A	0.00				0.0	Shut-In
73-35	69	35	9N	57E	478.64	502.55	26.8	3681.00				20.0	Pumping
74-35	77	35	9N	57E	0.00	0.00	N/A	0.00				0.0	Shut-In
82-35	734	35	9N	57E	1466.58	1580.35	26.8	2940.00				17.5	Pumping
83-35	754	35	9N	57E	1367.14	1397.76	26.8	4787.00				31.0	Pumping
84-35	71	35	9N	57E	171.94	191.45	26.8	1686.00				9.0	Pumping
1-34	107	34	9N	57E	0.00	0.00	N/A	0.00				0.0	Shut-In
TOTALS					9054.19	9343.19		22423.00					

No. Wells	Total amount oil on lease at beginning of month	Actual oil produced	DISPOSITION OF OIL			Total amount oil on lease	Total capacity lease tanks
			Bbls. to pipeline	Bbls. to truck or R.R.	Name of transporter		
15	1122.00	9,054.19		9,343.19	Crysen Refining	833.00	3600

GAS


MCF used on lease	_____	Used for Gas Lift
MCF sold	_____	_____ MCF used on lease.
MCF blown to air (difference)	_____	_____ MCF used on _____ lease.
Gas Purchaser	_____	_____ MCF used on _____ lease.

SUMMARY

Barrels oil produced and marketed during month	_____	9343.19
Tax at \$0.05 per barrel	_____	\$467.16
MCF gas produced and marketed during month	_____	
Tax at \$0.05 per 50,000 MCF	_____	
Total tax monies remitted herewith to State Treasurer	_____	\$467.16

Remarks:

I hereby certify that the information given herewith is true, correct, and complete.

Name:	 Bruce C. Decker
Position:	Vice-President
Telephone:	(801)298-9866
Date:	09-12-97

STATE OF NEVADA
DIVISION OF MINERALS
400 West King Street, Suite 106
Carson City, Nevada 89710
Telephone: (702) 885-5050

RECEIVED
SEP 15 1997
Div. of Minerals

PRODUCER'S MONTHLY REPORT

Company: EAGLE SPRINGS PRODUCTION CO.

Address: 2561 South 1560 West, Suite 200
Woods Cross, UT 84087

Lease: N-12321 Pool: Eagle Springs

County: Nye

Month of: July 1997

LOCATION					OIL AND WATER (BBLs.)				GAS			No. days prod.	Status: Flowing Pumping, Gas Lift, etc.
Well No.	Permit No.	Sec.	Twp.	Rge.	Net Oil Prod.	Net Oil Sold	Grav.	Water Prod.	Tot. gas Prod. MCF	Gas-oil ratio	Date of test		
15-35		35	9N	57E	0.00	0.00	N/A	0.00				0.0	T/Shut-In
35-35		35	9N	57E	236.55	240.47	27.2	1729.00				24.0	Pumping
1-35		35	9N	57E	0.00	0.00	N/A	0.00				0.0	Shut-In
62-35		35	9N	57E	0.00	0.00	N/A	0.00				0.0	T/Shut-In
54-35	726	35	9N	57E	1200.10	1347.54	27.2	3852.00				30.7	Pumping
64-35	755	35	9N	57E	343.41	362.40	27.2	812.00				10.6	Pumping
TOTALS					1780.06	1950.41		6393.00					

No. Wells	Total amount oil on lease at beginning of month	Actual oil produced	DISPOSITION OF OIL			Total amount oil on lease	Total capacity lease tanks
			Bbls. to pipeline	Bbls. to truck or R.R.	Name of transporter		
6	623.00	*1780.06		1950.41	Crysen Refining	398.00	1500

GAS

MCF used on lease	_____	Used for Gas Lift
MCF sold	_____	_____ MCF used on lease.
MCF blown to air (difference)	_____	_____ MCF used on _____ lease.
Gas Purchaser	_____	_____ MCF used on _____ lease.

SUMMARY

Barrels oil produced and marketed during month	_____	1950.41
Tax at \$0.05 per barrel	_____	\$97.52
MCF gas produced and marketed during month	_____	
Tax at \$0.05 per 50,000 MCF	_____	
Total tax monies remitted herewith to State Treasurer	_____	\$97.52

Remarks:

*54.65 BBLS. were used to fill boiler for benefit of lease.

I hereby certify that the information given herewith is true, correct, and complete.

Name:


Bruce C. Decker

Position:

Vice-President

Telephone:

(801)298-9866

Date:

08-12-97

STATE OF NEVADA
DIVISION OF MINERALS
400 West King Street, Suite 106
Carson City, Nevada 89710
Telephone: (702) 885-5050

RECEIVED
SEP 15 1997
Div. of Minerals

PRODUCER'S MONTHLY REPORT

Company: EAGLE SPRINGS PRODUCTION CO.

Address: 2561 South 1560 West, Suite 200
Woods Cross, UT 84087

Lease: N-42341

Pool: Eagle Springs

County: Nye

Month of: July 1997

LOCATION					OIL AND WATER (BBLs.)				GAS			No. days prod.	Status: Flowing Pumping, Gas Lift, etc.
Well No.	Permit No.	Sec.	Twp.	Rge.	Net Oil Prod.	Net Oil Sold	Grav.	Water Prod.	Tot. gas Prod. MCF	Gas-oil ratio	Date of test		
1-36	76	36	9N	57E	0.00	0.00	N/A	0.00				0.0	T/Shut-In
2-36	80	36	9N	57E	0.00	0.00	N/A	0.00				0.0	T/Shut-In
4-36	86	36	9N	57E	0.00	0.00	N/A	0.00				0.0	T/Shut-In
5-36	94	36	9N	57E	731.67	707.20	27.0	2840.00				30.9	Pumping
13-36	744	36	9N	57E	1455.71	1410.10	27.0	1987.00				30.9	Pumping
23-36	733	36	9N	57E	1864.41	1806.28	27.0	1560.00				30.9	Pumping
24-36	737	36	9N	57E	752.63	750.23	27.0	129.00				18.9	Pumping
43-36	83	36	9N	57E	215.31	208.02	27.0	2267.00				30.9	Pumping
55-35	761	35	9N	57E	0.00	0.00	N/A	0.00				0.0	T/Shut-In
73-35	69	35	9N	57E	559.23	552.87	27.0	4236.00				24.6	Pumping
74-35	77	35	9N	57E	4.78	4.78	27.0	15.00				0.1	T/Shut-In
82-35	734	35	9N	57E	2094.02	2048.93	27.0	3985.00				27.5	Pumping
83-35	754	35	9N	57E	1288.99	1248.94	27.0	4506.00				30.9	Pumping
84-35	71	35	9N	57E	173.39	150.79	27.0	1481.00				7.7	Pumping
1-34	107	34	9N	57E	0.00	0.00	N/A	0.00				0.0	T/Shut-In
TOTALS					9140.14	8888.14		23006.00					

No. Wells	Total amount oil on lease at beginning of month	Actual oil produced	DISPOSITION OF OIL			Total amount oil on lease	Total capacity lease tanks
			Bbls. to pipeline	Bbls. to truck or R.R.	Name of transporter		
15	870.00	9,140.14		8,888.14	Crysen Refining	1122.00	3600

GAS


MCF used on lease	_____	Used for Gas Lift
MCF sold	_____	_____ MCF used on lease.
MCF blown to air (difference)	_____	_____ MCF used on _____ lease.
Gas Purchaser	_____	_____ MCF used on _____ lease.

SUMMARY

Barrels oil produced and marketed during month	_____	8888.14
Tax at \$0.05 per barrel	_____	\$444.41
MCF gas produced and marketed during month	_____	
Tax at \$0.05 per 50,000 MCF	_____	
Total tax monies remitted herewith to State Treasurer	_____	\$444.41

Remarks:

I hereby certify that the information given herewith is true, correct, and complete.

Name:	
	Bruce C. Decker
Position:	Vice-President
Telephone:	(801)298-9866
Date:	08-12-97

STATE OF NEVADA
DIVISION OF MINERALS
400 West King Street, Suite 106
Carson City, Nevada 89710
Telephone: (702) 885-5050

RECEIVED

JUL 31 1997

Div. of Minerals

PRODUCER'S MONTHLY REPORT

Company: EAGLE SPRINGS PRODUCTION CO.

Address: 2561 South 1560 West, Suite 200
Woods Cross, UT 84087

Lease: N-42341

Pool: Eagle Springs

County: Nye

Month of: June 1997

LOCATION					OIL AND WATER (BBLs.)				GAS			No. days prod.	Status: Flowing Pumping, Gas Lift, etc.
Well No.	Permit No.	Sec.	Twp.	Rge.	Net Oil Prod.	Net Oil Sold	Grav.	Water Prod.	Tot. gas Prod. MCF	Gas-oil ratio	Date of test		
1-36	76	36	9N	57E	57.77	57.77	26.9	680.00				15.0	Pumping
2-36	80	36	9N	57E	0.00	0.00	N/A	0.00				0.0	T/Shut-In
4-36	86	36	9N	57E	57.76	57.76	26.9	1595.00				9.0	Flowing
5-36	94	36	9N	57E	717.80	705.93	26.9	2607.00				28.6	Pumping
13-36	744	36	9N	57E	1466.84	1443.14	26.9	1863.00				29.8	Pumping
23-36	733	36	9N	57E	1882.56	1851.72	26.9	1466.00				30.0	Pumping
24-36	737	36	9N	57E	1025.56	1011.16	26.9	161.00				29.0	Pumping
43-36	83	36	9N	57E	208.33	206.67	26.9	2097.00				28.8	Pumping
55-35	761	35	9N	57E	0.00	0.00	N/A	0.00				0.0	T/Shut-In
73-35	69	35	9N	57E	705.49	694.05	26.9	4779.00				29.9	Pumping
74-35	77	35	9N	57E	2.84	2.84	26.9	38.00				0.3	T/Shut-In
82-35	734	35	9N	57E	2371.19	2332.61	26.9	4125.00				30.0	Pumping
83-35	754	35	9N	57E	1303.02	1282.10	26.9	4222.00				30.0	Pumping
84-35	71	35	9N	57E	158.14	155.55	26.9	1295.00				0.0	Pumping
1-34	107	34	9N	57E	0.00	0.00	N/A	0.00				0.0	T/Shut-In
TOTALS					9957.30	9801.30		24928.00					

No. Wells	Total amount oil on lease at beginning of month	Actual oil produced	DISPOSITION OF OIL			Total amount oil on lease	Total capacity lease tanks
			Bbls. to pipeline	Bbls. to truck or R.R.	Name of transporter		
15	714	9,957.30		9,801.30	Crysen Refining	870.00	3600

GAS

MCF used on lease	_____	Used for Gas Lift
MCF sold	_____	_____ MCF used on lease.
MCF blown to air (difference)	_____	_____ MCF used on _____ lease.
Gas Purchaser	_____	_____ MCF used on _____ lease.

SUMMARY

Barrels oil produced and marketed during month	_____	9801.3
Tax at \$0.05 per barrel	_____	\$490.07
MCF gas produced and marketed during month	_____	
Tax at \$0.05 per 50,000 MCF	_____	
Total tax monies remitted herewith to State Treasurer	_____	\$490.07
Remarks:		

I hereby certify that the information given herewith is true, correct, and complete.

Name: Bruce C. Decker
 Position: Vice-President
 Telephone: (801) 298-9866
 Date: 07-10-97

STATE OF NEVADA
DIVISION OF MINERALS
400 West King Street, Suite 106
Carson City, Nevada 89710
Telephone: (702) 885-5050

RECEIVED

JUL 31 1997

Div. of Minerals

PRODUCER'S MONTHLY REPORT

Company: EAGLE SPRINGS PRODUCTION CO.

Address: 2561 South 1560 West, Suite 200
Woods Cross, UT 84087

Lease: N-12321 Pool: Eagle Springs

County: Nye

Month of: June 1997

LOCATION					OIL AND WATER (BBLs.)				GAS			No. days prod.	Status: Flowing Pumping, Gas Lift, etc.
Well No.	Permit No.	Sec.	Twp.	Rge.	Net Oil Prod.	Net Oil Sold	Grav.	Water Prod.	Tot. gas Prod. MCF	Gas-oil ratio	Date of test		
15-35		35	9N	57E	0.00	0.00	N/A	0.00				0.0	T/Shut-In
35-35		35	9N	57E	160.14	144.40	27.6	1156.00				14.8	Pumping
1-35		35	9N	57E	0.00	0.00	N/A	0.00				0.0	Shut-In
62-35		35	9N	57E	0.00	0.00	N/A	0.00				0.0	T/Shut-In
54-35	726	35	9N	57E	1277.69	1114.89	27.6	4638.00				30.0	Pumping
64-35	755	35	9N	57E	261.74	248.34	27.6	589.00				10.2	Pumping
TOTALS					1699.57	1507.63		6383.00					

No. Wells	Total amount oil on lease at beginning of month	Actual oil produced	DISPOSITION OF OIL			Total amount oil on lease	Total capacity lease tanks
			Bbls. to pipeline	Bbls. to truck or R.R.	Name of transporter		
6	474	1699.57*		1507.63	Crysen Refining	623	1500

GAS

MCF used on lease _____ Used for Gas Lift _____
 MCF sold _____ MCF used on lease. _____
 MCF blown to air (difference) _____ MCF used on _____ lease.
 Gas Purchaser _____ MCF used on _____ lease.

SUMMARY

Barrels oil produced and marketed during month _____ 1507.63
 Tax at \$0.05 per barrel _____ \$75.38
 MCF gas produced and marketed during month _____
 Tax at \$0.05 per 50,000 MCF _____
 Total tax monies remitted herewith to State Treasurer _____ \$75.38

Remarks:

*42.94 BBLS. were used to fill boiler for benefit of lease.

I hereby certify that the information given herewith is true, correct, and complete.

Name: Bruce C. Decker
 Position: _____ Vice-President
 Telephone: _____ (801)298-9866
 Date: _____ 07-10-97

STATE OF NEVADA
DIVISION OF MINERALS
400 West King Street, Suite 106
Carson City, Nevada 89710
Telephone: (702) 885-5050

RECEIVED

JUN 23 1997

Div. of Minerals

PRODUCER'S MONTHLY REPORT

Company: EAGLE SPRINGS PRODUCTION CO.

Address: 2561 South 1560 West, Suite 200
Woods Cross, UT 84087

Lease: N-12321 Pool: Eagle Springs

County: Nye

Month of: May 1997

LOCATION					OIL AND WATER (BBLs.)				GAS			No. days prod.	Status: Flowing Pumping, Gas Lift, etc.
Well No.	Permit No.	Sec.	Twp.	Rge.	Net Oil Prod.	Net Oil Sold	Grav.	Water Prod.	Tot. gas Prod. MCF	Gas-oil ratio	Date of test		
15-35		35	9N	57E	0.00	0.00	N/A	0.00				0.0	T/Shut-In
35-35		35	9N	57E	197.40	186.93	27.0	1732.00				22.8	Pumping
1-35		35	9N	57E	0.00	0.00	N/A	0.00				0.0	Shut-In
62-35		35	9N	57E	0.00	0.00	N/A	0.00				0.0	T/Shut-In
54-35	726	35	9N	57E	1405.06	1285.22	27.0	4244.00				30.7	Pumping
64-35	755	35	9N	57E	413.20	375.59	27.0	971.00				30.0	Pumping
TOTALS					2015.66	1847.74		6947.00					

No. Wells	Total amount oil on lease at beginning of month	Actual oil produced	DISPOSITION OF OIL			Total amount oil on lease	Total capacity lease tanks
			Bbls. to pipeline	Bbls. to truck or R.R.	Name of transporter		
6	337	2015.66*		1847.74	Crysen Refining	474	1500

GAS

MCF used on lease	_____	Used for Gas Lift
MCF sold	_____	MCF used on lease.
MCF blown to air (difference)	_____	MCF used on _____ lease.
Gas Purchaser	_____	MCF used on _____ lease.

SUMMARY

Barrels oil produced and marketed during month	_____	1847.74
Tax at \$0.05 per barrel	_____	\$92.39
MCF gas produced and marketed during month	_____	
Tax at \$0.05 per 50,000 MCF	_____	
Total tax monies remitted herewith to State Treasurer	_____	\$92.39

Remarks:

*30.92 BBLS. were used to fill boiler for benefit of lease.

I hereby certify that the information given herewith is true, correct, and complete.

Name:


Bruce C. Decker

Position:

Vice-President

Telephone:

(801)298-9866

Date:

06-09-97

STATE OF NEVADA
DIVISION OF MINERALS
400 West King Street, Suite 106
Carson City, Nevada 89710
Telephone: (702) 885-5050

RECEIVED

JUN 23 1997

Div. of Minerals

PRODUCER'S MONTHLY REPORT

Company: EAGLE SPRINGS PRODUCTION CO.

Address: 2561 South 1560 West, Suite 200
Woods Cross, UT 84087

Lease: N-42341

Pool: Eagle Springs

County: Nye

Month of: May 1997

LOCATION					OIL AND WATER (BBLs.)				GAS				Status: Flowing Pumping, Gas Lift, etc.
Well No.	Permit No.	Sec.	Twp.	Rge.	Net Oil Prod.	Net Oil Sold	Grav.	Water Prod.	Tot. gas Prod. MCF	Gas-oil ratio	Date of test	No. days prod.	
1-36	76	36	9N	57E	0.00	0.00	N/A	0.00				0.0	T/Shut-In
2-36	80	36	9N	57E	0.00	0.00	N/A	0.00				0.0	T/Shut-In
4-36	86	36	9N	57E	0.00	0.00	N/A	0.00				0.0	T/Shut-In
5-36	94	36	9N	57E	775.63	771.91	27.2	1976.00				27.2	Pumping
13-36	744	36	9N	57E	1652.84	1586.30	27.2	1535.00				31.0	Pumping
23-36	733	36	9N	57E	2114.22	2028.98	27.2	1208.00				31.0	Pumping
24-36	737	36	9N	57E	1192.40	1144.42	27.2	155.00				31.0	Pumping
43-36	83	36	9N	57E	220.55	208.24	27.2	1751.00				31.0	Pumping
55-35	761	35	9N	57E	0.00	0.00	N/A	0.00				0.0	T/Shut-In
73-35	69	35	9N	57E	795.56	762.33	27.2	3943.00				31.0	Pumping
74-35	77	35	9N	57E	172.78	172.78	27.2	3639.00				24.4	Pumping
82-35	734	35	9N	57E	2667.70	2559.86	27.2	3390.00				31.0	Pumping
83-35	754	35	9N	57E	1470.56	1411.17	27.2	3466.00				31.0	Pumping
84-35	71	35	9N	57E	177.54	170.49	27.2	1383.00				8.6	Pumping
1-34	107	34	9N	57E	0.00	0.00	N/A	0.00				0.0	T/Shut-In
TOTALS					11239.78	10816.48		22446.00					

No. Wells	Total amount oil on lease at beginning of month	Actual oil produced	DISPOSITION OF OIL			Total amount oil on lease	Total capacity lease tanks
			Bbls. to pipeline	Bbls. to truck or R.R.	Name of transporter		
15	291	11,239.48		10,816.48	Crysen Refining	714.00	3600

GAS


MCF used on lease	_____	Used for Gas Lift
MCF sold	_____	_____ MCF used on lease.
MCF blown to air (difference)	_____	_____ MCF used on _____ lease.
Gas Purchaser	_____	_____ MCF used on _____ lease.

SUMMARY

Barrels oil produced and marketed during month	_____	10816.48
Tax at \$0.05 per barrel	_____	\$540.82
MCF gas produced and marketed during month	_____	
Tax at \$0.05 per 50,000 MCF	_____	
Total tax monies remitted herewith to State Treasurer	_____	\$540.82

Remarks:

I hereby certify that the information given herewith is true, correct, and complete.

Name:	
Position:	Bruce C. Decker Vice-President
Telephone:	(801) 298-9866
Date:	06-09-97

STATE OF NEVADA
DIVISION OF MINERALS
400 West King Street, Suite 106
Carson City, Nevada 89710
Telephone: (702) 885-5050

PRODUCER'S MONTHLY REPORT

Company: EAGLE SPRINGS PRODUCTION CO.

Address: 2561 South 1560 West, Suite 200
Woods Cross, UT 84087

Lease: N-12321 Pool: Eagle Springs

County: Nye

Month of: April 1997

LOCATION					OIL AND WATER (BBLs.)				GAS			No. days prod.	Status: Flowing Pumping, Gas Lift, etc.
Well No.	Permit No.	Sec.	Twp.	Rge.	Net Oil Prod.	Net Oil Sold	Grav.	Water Prod.	Tot. gas Prod. MCF	Gas-oil ratio	Date of test		
15-35		35	9N	57E	0.00	0.00	N/A	0.00				0.0	T/Shut-In
35-35		35	9N	57E	195.77	230.57	27.3	1604.00				20.7	Pumping
1-35		35	9N	57E	0.00	0.00	N/A	0.00				0.0	Shut-In
62-35		35	9N	57E	0.00	0.00	N/A	0.00				0.0	T/Shut-In
54-35	726	35	9N	57E	1164.62	1325.60	27.3	4143.00				28.9	Pumping
64-35	755	35	9N	57E	320.84	370.96	27.3	852.00				25.2	Pumping
TOTALS					1681.23	1927.13		6599.00					

No. Wells	Total amount oil on lease at beginning of month	Actual oil produced	DISPOSITION OF OIL			Total amount oil on lease	Total capacity lease tanks
			Bbls. to pipeline	Bbls. to truck or R.R.	Name of transporter		
6	673	1681.23*		1927.13	Crysen Refining	337	1500

GAS

MCF used on lease	_____	Used for Gas Lift
MCF sold	_____	MCF used on lease.
MCF blown to air (difference)	_____	MCF used on _____ lease.
Gas Purchaser	_____	MCF used on _____ lease.


SUMMARY

Barrels oil produced and marketed during month	_____	1927.13
Tax at \$0.05 per barrel	_____	\$96.36
MCF gas produced and marketed during month	_____	
Tax at \$0.05 per 50,000 MCF	_____	
Total tax monies remitted herewith to State Treasurer	_____	\$96.36

Remarks:

*90.10 BBL'S. were used to fill boiler for benefit of lease.

I hereby certify that the information given herewith is true, correct, and complete.

Name:	 Bruce C. Decker
Position:	Vice-President
Telephone:	(801)298-9866
Date:	05-09-97

STATE OF NEVADA
DIVISION OF MINERALS
400 West King Street, Suite 106
Carson City, Nevada 89710
Telephone: (702) 885-5050

PRODUCER'S MONTHLY REPORT

Company: EAGLE SPRINGS PRODUCTION CO.

Address: 2561 South 1560 West, Suite 200
Woods Cross, UT 84087

Lease: N-42341 Pool: Eagle Springs

County: Nye

Month of: April 1997

LOCATION					OIL AND WATER (BBLs.)				GAS			No. days prod.	Status: Flowing Pumping, Gas Lift, etc.
Well No.	Permit No.	Sec.	Twp.	Rge.	Net Oil Prod.	Net Oil Sold	Grav.	Water Prod.	Tot. gas Prod. MCF	Gas-oil ratio	Date of test		
1-36	76	36	9N	57E	0.00	0.00	N/A	0.00				0.0	T/Shut-In
2-36	80	36	9N	57E	0.00	0.00	N/A	0.00				0.0	T/Shut-In
4-36	86	36	9N	57E	0.00	0.00	N/A	0.00				0.0	T/Shut-In
5-36	94	36	9N	57E	737.12	743.89	27.1	2287.00				27.8	Pumping
13-36	744	36	9N	57E	1581.13	1643.41	27.1	1684.00				29.5	Pumping
23-36	733	36	9N	57E	2015.33	2097.07	27.1	1323.00				29.5	Pumping
24-36	737	36	9N	57E	1140.36	1186.63	27.1	149.00				29.5	Pumping
43-36	83	36	9N	57E	196.94	204.23	27.1	1892.00				29.0	Pumping
55-35	761	35	9N	57E	0.00	0.00	N/A	0.00				0.0	T/Shut-In
73-35	69	35	9N	57E	706.16	737.50	27.1	4043.00				27.8	Pumping
74-35	77	35	9N	57E	66.58	67.44	27.1	2112.00				10.5	Pumping
82-35	734	35	9N	57E	2530.18	2633.14	27.1	3725.00				29.5	Pumping
83-35	754	35	9N	57E	1398.26	1454.09	27.1	3824.00				29.5	Pumping
84-35	71	35	9N	57E	184.75	180.41	27.1	1104.00				6.8	Pumping
1-34	107	34	9N	57E	0.00	0.00	N/A	0.00				0.0	T/Shut-In
TOTALS					10556.81	10947.81		22143.00					

No. Wells	Total amount oil on lease at beginning of month	Actual oil produced	DISPOSITION OF OIL			Total amount oil on lease	Total capacity lease tanks
			Bbls. to pipeline	Bbls. to truck or R.R.	Name of transporter		
15	682	10,556.81		10,947.81	Crysen Refining	291.00	3600


GAS

MCF used on lease	_____	Used for Gas Lift	_____
MCF sold	_____	MCF used on lease.	_____
MCF blown to air (difference)	_____	MCF used on _____ lease.	_____
Gas Purchaser	_____	MCF used on _____ lease.	_____

SUMMARY

Barrels oil produced and marketed during month	_____	10947.81
Tax at \$0.05 per barrel	_____	\$547.39
MCF gas produced and marketed during month	_____	
Tax at \$0.05 per 50,000 MCF	_____	
Total tax monies remitted herewith to State Treasurer	_____	\$547.39
Remarks:	_____	

I hereby certify that the information given herewith is true, correct, and complete.

Name:	 Bruce C. Decker
Position:	Vice-President
Telephone:	(801)298-9866
Date:	05-09-97

STATE OF NEVADA
DIVISION OF MINERALS
400 West King Street, Suite 106
Carson City, Nevada 89710
Telephone: (702) 885-5050

PRODUCER'S MONTHLY REPORT

Company: EAGLE SPRINGS PRODUCTION CO.

Address: 2561 South 1560 West, Suite 200
Woods Cross, UT 84087

Lease: N-12321 Pool: Eagle Springs

County: Nye

Month of: March 1997

LOCATION					OIL AND WATER (BBLs.)				GAS			No. days prod.	Status: Flowing Pumping, Gas Lift, etc.
Well No.	Permit No.	Sec.	Twp.	Rge.	Net Oil Prod.	Net Oil Sold	Grav.	Water Prod.	Tot. gas Prod. MCF	Gas-oil ratio	Date of test		
15-35		35	9N	57E	0.00	0.00	N/A	0.00				0.0	T/Shut-In
35-35		35	9N	57E	232.28	195.99	27.3	2007.00				27.0	Pumping
1-35		35	9N	57E	0.00	0.00	N/A	0.00				0.0	Shut-In
62-35		35	9N	57E	0.00	22.44	27.3	0.00				0.0	T/Shut-In
54-35	726	35	9N	57E	1230.33	1037.67	27.3	4048.00				30.7	Pumping
64-35	755	35	9N	57E	367.46	301.97	27.3	926.00				30.7	Pumping
TOTALS					1830.07	1558.07		6981.00					

No. Wells	Total amount oil on lease at beginning of month	Actual oil produced	DISPOSITION OF OIL			Total amount oil on lease	Total capacity lease tanks
			Bbls. to pipeline	Bbls. to truck or R.R.	Name of transporter		
6	401	1830.07		1558.07	Crysen Refining	673	1500

GAS


MCF used on lease	_____	Used for Gas Lift	_____
MCF sold	_____	MCF used on lease.	_____
MCF blown to air (difference)	_____	MCF used on	_____ lease.
Gas Purchaser	_____	MCF used on	_____ lease.

SUMMARY

Barrels oil produced and marketed during month	_____	1558.07
Tax at \$0.05 per barrel	_____	\$77.90
MCF gas produced and marketed during month	_____	
Tax at \$0.05 per 50,000 MCF	_____	
Total tax monies remitted herewith to State Treasurer	_____	\$77.90

Remarks:

I hereby certify that the information given herewith is true, correct, and complete.

Name:	 Bruce C. Decker
Position:	Vice-President
Telephone:	(801)298-9866
Date:	04-10-97

STATE OF NEVADA
DIVISION OF MINERALS
400 West King Street, Suite 106
Carson City, Nevada 89710
Telephone: (702) 885-5050

PRODUCER'S MONTHLY REPORT

Company: EAGLE SPRINGS PRODUCTION CO.

Address: 2561 South 1560 West, Suite 200
Woods Cross, UT 84087

Lease: N-42341 Pool: Eagle Springs

County: Nye

Month of: March 1997

LOCATION					OIL AND WATER (BBL.S.)				GAS			No. days prod.	Status: Flowing Pumping, Gas Lift, etc.
Well No.	Permit No.	Sec.	Twp.	Rge.	Net Oil Prod.	Net Oil Sold	Grav.	Water Prod.	Tot. gas Prod. MCF	Gas-oil ratio	Date of test		
1-36	76	36	9N	57E	0.00	0.00	N/A	0.00				0.0	T/Shut-In
2-36	80	36	9N	57E	0.00	0.00	N/A	0.00				0.0	T/Shut-In
4-36	86	36	9N	57E	0.00	0.00	N/A	0.00				0.0	T/Shut-In
5-36	94	36	9N	57E	847.79	920.62	27.2	2746.00				31.0	Pumping
13-36	744	36	9N	57E	1677.47	1714.31	27.2	1922.00				31.0	Pumping
23-36	733	36	9N	57E	2142.85	2225.79	27.2	1511.00				31.0	Pumping
24-36	737	36	9N	57E	1213.04	1259.92	27.2	158.00				31.0	Pumping
43-36	83	36	9N	57E	209.80	205.48	27.2	2201.00				31.0	Pumping
55-35	761	35	9N	57E	0.00	0.00	N/A	0.00				0.0	T/Shut-In
73-35	69	35	9N	57E	798.21	826.46	27.2	4950.00				31.0	Pumping
74-35	77	35	9N	57E	15.31	14.45	27.2	468.00				2.4	Pumping
82-35	734	35	9N	57E	2696.92	2800.22	27.2	4259.00				31.0	Pumping
83-35	754	35	9N	57E	1475.30	1528.97	27.2	4344.00				30.8	Pumping
84-35	71	35	9N	57E	37.19	52.66	27.2	529.00				3.9	Pumping
1-34	107	34	9N	57E	0.00	0.00	N/A	0.00				0.0	T/Shut-In
TOTALS					11113.88	11548.88		23088.00					

No. Wells	Total amount oil on lease at beginning of month	Actual oil produced	DISPOSITION OF OIL			Total amount oil on lease	Total capacity lease tanks
			Bbls. to pipeline	Bbls. to truck or R.R.	Name of transporter		
15	1117	11,113.88		11,548.88	Crysen Refining	682.00	3600

GAS


MCF used on lease	_____	Used for Gas Lift	_____
MCF sold	_____	MCF used on lease.	_____
MCF blown to air (difference)	_____	MCF used on _____ lease.	_____
Gas Purchaser	_____	MCF used on _____ lease.	_____

SUMMARY

Barrels oil produced and marketed during month	_____	11548.88
Tax at \$0.05 per barrel	_____	\$577.44
MCF gas produced and marketed during month	_____	
Tax at \$0.05 per 50,000 MCF	_____	
Total tax monies remitted herewith to State Treasurer	_____	\$577.44

Remarks:

I hereby certify that the information given herewith is true, correct, and complete.

Name:	 Bruce C. Decker
Position:	Vice-President
Telephone:	(801)298-9866
Date:	04-10-97

STATE OF NEVADA
DIVISION OF MINERALS
400 West King Street, Suite 106
Carson City, Nevada 89710
Telephone: (702) 885-5050

RECEIVED

MAR 26 1997

PRODUCER'S MONTHLY REPORT

Div. of Minerals

Company: EAGLE SPRINGS PRODUCTION CO.

Address: 2561 South 1560 West, Suite 200
Woods Cross, UT 84087

Lease: N-12321 Pool: Eagle Springs

County: Nye

Month of: February 1997

LOCATION					OIL AND WATER (BBLs.)				GAS			No. days prod.	Status: Flowing Pumping, Gas Lift, etc.
Well No.	Permit No.	Sec.	Twp.	Rge.	Net Oil Prod.	Net Oil Sold	Grav.	Water Prod.	Tot. gas Prod. MCF	Gas-oil ratio	Date of test		
15-35		35	9N	57E	0.00	0.00	N/A	0.00				0.0	T/Shut-In
35-35		35	9N	57E	250.90	288.30	27.4	2007.00				24.4	Pumping
1-35		35	9N	57E	0.00	0.00	N/A	0.00				0.0	Shut-In
62-35		35	9N	57E	107.69	129.90	27.4	3976.00				22.0	Pumping
54-35	726	35	9N	57E	1351.89	1525.83	27.4	4096.00				27.8	Pumping
64-35	755	35	9N	57E	397.55	394.01	27.4	912.00				27.2	Pumping
TOTALS					2108.03	2338.04		10991.00					

No. Wells	Total amount oil on lease at beginning of month	Actual oil produced	DISPOSITION OF OIL			Total amount oil on lease	Total capacity lease tanks
			Bbls. to pipeline	Bbls. to truck or R.R.	Name of transporter		
6	667	2108.03*		2338.04	Crysen Refining	401	1500

GAS

MCF used on lease	_____	Used for Gas Lift
MCF sold	_____	MCF used on lease.
MCF blown to air (difference)	_____	MCF used on _____ lease.
Gas Purchaser	_____	MCF used on _____ lease.


SUMMARY

Barrels oil produced and marketed during month	_____	2338.04
Tax at \$0.05 per barrel	_____	\$116.90
MCF gas produced and marketed during month	_____	
Tax at \$0.05 per 50,000 MCF	_____	
Total tax monies remitted herewith to State Treasurer	_____	\$116.90

Remarks:

*35.99 BBL'S. were used to fill boiler for benefit of lease.

I hereby certify that the information given herewith is true, correct, and complete.

Name:	 Bruce C. Decker
Position:	Vice-President
Telephone:	(801) 298-9866
Date:	03-10-97

STATE OF NEVADA
DIVISION OF MINERALS
400 West King Street, Suite 106
Carson City, Nevada 89710
Telephone: (702) 885-5050

RECEIVED

MAR 26 1997

PRODUCER'S MONTHLY REPORT

Div. of Minerals

Company: EAGLE SPRINGS PRODUCTION CO.

Address: 2561 South 1560 West, Suite 200
Woods Cross, UT 84087

Lease: N-42341

Pool: Eagle Springs

County: Nye

Month of: February 1997

LOCATION					OIL AND WATER (BBLs.)				GAS			No. days prod.	Status: Flowing Pumping, Gas Lift, etc.
Well No.	Permit No.	Sec.	Twp.	Rge.	Net Oil Prod.	Net Oil Sold	Grav.	Water Prod.	Tot. gas Prod. MCF	Gas-oil ratio	Date of test		
1-36	76	36	9N	57E	20.82	26.83	27.2	303.00				7.0	Pumping
2-36	80	36	9N	57E	0.00	0.00	N/A	0.00				0.0	T/Shut-In
4-36	86	36	9N	57E	0.00	0.00	N/A	0.00				0.0	T/Shut-In
5-36	94	36	9N	57E	1348.39	1215.86	27.2	2126.00				25.8	Pumping
13-36	744	36	9N	57E	1333.25	1317.26	27.2	1289.00				22.8	Pumping
23-36	733	36	9N	57E	2105.38	2045.33	27.2	1290.00				28.0	Pumping
24-36	737	36	9N	57E	1190.37	1157.11	27.2	140.00				28.0	Pumping
43-36	83	36	9N	57E	83.27	75.09	27.2	783.00				12.0	Pumping
55-35	761	35	9N	57E	131.53	176.18	27.2	101.00				7.0	Pumping
73-35	69	35	9N	57E	754.15	735.18	27.2	4049.00				26.9	Pumping
74-35	77	35	9N	57E	134.37	147.57	27.2	3641.00				20.5	Pumping
82-35	734	35	9N	57E	2637.17	2563.20	27.2	3639.00				28.0	Pumping
83-35	754	35	9N	57E	1408.95	1373.39	27.2	3621.00				27.0	Pumping
84-35	71	35	9N	57E	163.76	147.67	27.2	1905.00				11.8	Pumping
1-34	107	34	9N	57E	0.00	0.00	N/A	0.00				0.0	T/Shut-In
TOTALS					11311.41	10980.67		22887.00					

No. Wells	Total amount oil on lease at beginning of month	Actual oil produced	DISPOSITION OF OIL			Total amount oil on lease	Total capacity lease tanks
			Bbls. to pipeline	Bbls. to truck or R.R.	Name of transporter		
15	829	11311.41*		10,980.67	Crysen Refining	1117.00	3600

GAS

MCF used on lease	_____	Used for Gas Lift
MCF sold	_____	_____ MCF used on lease.
MCF blown to air (difference)	_____	_____ MCF used on _____ lease.
Gas Purchaser	_____	_____ MCF used on _____ lease.


SUMMARY

Barrels oil produced and marketed during month	_____	10980.67
Tax at \$0.05 per barrel	_____	\$549.03
MCF gas produced and marketed during month	_____	
Tax at \$0.05 per 50,000 MCF	_____	
Total tax monies remitted herewith to State Treasurer	_____	\$549.03

Remarks:

*42.74 BBLs. were used to fill boiler for benefit of lease.

I hereby certify that the information given herewith is true, correct, and complete.

Name:	
Position:	Bruce C. Decker Vice-President
Telephone:	(801)298-9866
Date:	03-10-97

STATE OF NEVADA
DIVISION OF MINERALS
400 West King Street, Suite 106
Carson City, Nevada 89710
Telephone: (702) 885-5050

RECEIVED

FEB 26 1997

Div. of Minerals

PRODUCER'S MONTHLY REPORT

Company: EAGLE SPRINGS PRODUCTION CO.

Address: 2561 South 1560 West, Suite 200
Woods Cross, UT 84087

Lease: N-12321 Pool: Eagle Springs

County: Nye

Month of: January 1997

LOCATION					OIL AND WATER (BBLs.)				GAS			No. days prod.	Status: Flowing Pumping, Gas Lift, etc.
Well No.	Permit No.	Sec.	Twp.	Rge.	Net Oil Prod.	Net Oil Sold	Grav.	Water Prod.	Tot. gas Prod. MCF	Gas-oil ratio	Date of test		
15-35		35	9N	57E	0.00	0.00	N/A	0.00				0.0	T/Shut-In
35-35		35	9N	57E	270.25	238.48	27.5	2718.00				29.0	Pumping
1-35		35	9N	57E	0.00	0.00	N/A	0.00				0.0	Shut-In
62-35		35	9N	57E	138.36	121.29	27.5	5683.00				30.0	Pumping
54-35	726	35	9N	57E	1374.98	1195.95	27.5	4972.00				29.7	Pumping
64-35	755	35	9N	57E	168.63	191.93	27.5	469.00				12.8	Pumping
TOTALS					1952.22	1747.65		13842.00					

No. Wells	Total amount oil on lease at beginning of month	Actual oil produced	DISPOSITION OF OIL			Total amount oil on lease	Total capacity lease tanks
			Bbls. to pipeline	Bbls. to truck or R.R.	Name of transporter		
6	567	1952.22*		1747.65	Crysen Refining	667	1500

GAS

MCF used on lease	_____	Used for Gas Lift
MCF sold	_____	MCF used on lease.
MCF blown to air (difference)	_____	MCF used on _____ lease.
Gas Purchaser	_____	MCF used on _____ lease.


SUMMARY

Barrels oil produced and marketed during month	_____	1747.65
Tax at \$0.05 per barrel	_____	\$87.38
MCF gas produced and marketed during month	_____	
Tax at \$0.05 per 50,000 MCF	_____	
Total tax monies remitted herewith to State Treasurer	_____	\$87.38

Remarks:

*104.57 BBLS. were used to fill boiler for benefit of lease.

I hereby certify that the information given herewith is true, correct, and complete.

Name:	 Bruce C. Decker
Position:	Vice-President
Telephone:	(801)298-9866
Date:	02-13-97

STATE OF NEVADA
DIVISION OF MINERALS
400 West King Street, Suite 106
Carson City, Nevada 89710
Telephone: (702) 885-5050

RECEIVED

FEB 26 1997

PRODUCER'S MONTHLY REPORT

Div. of Minerals

Company: EAGLE SPRINGS PRODUCTION CO.

Address: 2561 South 1560 West, Suite 200
Woods Cross, UT 84087

Lease: N-42341

Pool: Eagle Springs

County: Nye

Month of: January 1997

LOCATION					OIL AND WATER (BBLs.)				GAS			No. days prod.	Status: Flowing Pumping, Gas Lift, etc.
Well No.	Permit No.	Sec.	Twp.	Rge.	Net Oil Prod.	Net Oil Sold	Grav.	Water Prod.	Tot. gas Prod. MCF	Gas-oil ratio	Date of test		
1-36	76	36	9N	57E	72.80	75.99	27.4	1202.00				25.1	Pumping
2-36	80	36	9N	57E	20.38	20.38	27.4	353.00				2.1	Pumping
4-36	86	36	9N	57E	0.00	0.00	N/A	0.00				0.0	T/Shut-In
5-36	94	36	9N	57E	0.00	0.00	N/A	0.00				0.0	T/Shut-In
13-36	744	36	9N	57E	1553.10	1591.47	27.4	2048.00				30.4	Pumping
23-36	733	36	9N	57E	1995.74	2031.75	27.4	1616.00				30.5	Pumping
24-36	737	36	9N	57E	1130.85	1158.26	27.4	156.00				30.5	Pumping
43-36	83	36	9N	57E	0.00	12.86	27.4	0.00				0.0	T/Shut-In
55-35	761	35	9N	57E	556.21	563.23	27.4	471.00				30.0	Pumping
73-35	69	35	9N	57E	745.49	762.93	27.4	5296.00				30.0	Pumping
74-35	77	35	9N	57E	177.64	170.96	27.4	6473.00				30.5	Pumping
82-35	734	35	9N	57E	2498.56	2562.21	27.4	4560.00				30.1	Pumping
83-35	754	35	9N	57E	1390.03	1423.76	27.4	4694.00				30.1	Pumping
84-35	71	35	9N	57E	0.00	0.00	N/A	0.00				0.0	T/Shut-In
1-34	107	34	9N	57E	0.00	0.00	N/A	0.00				0.0	T/Shut-In
TOTALS					10140.80	10373.80		26869.00					

No. Wells	Total amount oil on lease at beginning of month	Actual oil produced	DISPOSITION OF OIL			Total amount oil on lease	Total capacity lease tanks
			Bbls. to pipeline	Bbls. to truck or R.R.	Name of transporter		
15	1062	10,140.80		10,373.80	Crysen Refining	829.00	3600

GAS

MCF used on lease _____

Used for Gas Lift _____

MCF sold _____

_____ MCF used on lease.

MCF blown to air (difference) _____

_____ MCF used on _____ lease.

Gas Purchaser _____

_____ MCF used on _____ lease.

SUMMARY

Barrels oil produced and marketed during month _____ 10373.8

Tax at \$0.05 per barrel _____ \$518.69

MCF gas produced and marketed during month _____

Tax at \$0.05 per 50,000 MCF _____

Total tax monies remitted herewith to State Treasurer _____ \$518.69

Remarks:

I hereby certify that the information given herewith is true, correct, and complete.

Name: 
Bruce C. Decker

Position: Vice-President

Telephone: (801) 298-9866

Date: 02-13-97