

State of Nevada  
 Department of Minerals  
 400 W. King Street, Suite 106  
 Carson City, Nevada 89710  
 Telephone (702) 687-5050

RECEIVED

JAN 27 1999

Div. of Minerals

**PRODUCER'S MONTHLY REPORT**

*This report to be filed by the end of the month following the month herein reported.*

Company: MAKOIL, INC.

Address: 500 N. Rainbow Blvd., Suite 300  
Las Vegas, NV 89107

Lease: Duckwater Creek Pool: Trap Spring County: Nye Month of: December, 1998

| Location |            |     |      |      | Oil and Water (BBLs.) |               |       |               | Gas                |               |              | No. Days Prod. | Status: Flowing, Pumping, Gas Lift, etc. |  |
|----------|------------|-----|------|------|-----------------------|---------------|-------|---------------|--------------------|---------------|--------------|----------------|--|--|
| Well No. | Permit No. | Sec | Twp. | Rge. | Net Oil Prod.*        | Net Oil Sold* | Grav. | Water Prod.** | Tot. Gas Prod. MCF | Gas-Oil Ratio | Date of Test |                |  |  |
| 19-11    | 542        | 19  | 9N   | 57E  | 30.00                 | 0.00          | 30    | 273           | 0                  |               |              | 3              | POW                                      |  |
| TOTALS   |            |     |      |      | 30.00                 | 0.00          |       | 273           |                    |               |              |                |  |  |

\*Report distillate, condensate or other liquid hydrocarbons (other than oil) in this column preceded by an asterisk(\*).

\*\*Method of determining water production: Shake out \_\_\_\_\_ Estimate \_\_\_\_\_ Draw off \_\_\_\_\_

(The following report is on a lease basis.)

| No. of Wells | Total amount of oil on lease at beginning of month | Actual oil Produced | Disposition of Oil |                       |                     | Total amount of oil on lease | Total amt. Lease Tank Capacity |
|--------------|--|---------------------|--------------------|-----------------------|---------------------|------------------------------|--------------------------------|
|              |  |                     | Bbls to Pipeline   | Bbls to Truck or R.R. | Name of Transporter |                              |                                |
| 1            | 387  | 30                  |                    | 0                     | Petro Source        | 417                          | 7500                           |

### GAS

MCF used on lease 0  
MCF sold \_\_\_\_\_  
MCF blown to air (difference) \_\_\_\_\_  
Gas Purchaser \_\_\_\_\_

Used for Gas Lift  
\_\_\_\_\_ MCF used on lease.  
\_\_\_\_\_ MCF used on \_\_\_\_\_ lease.  
\_\_\_\_\_ MCF used on \_\_\_\_\_ lease.

### SUMMARY

Barrels of oil produced and marketed during month \_\_\_\_\_ 0.00  
Tax at \$0.05 per barrel \_\_\_\_\_ \$ -  
MCF Gas produced and marketed during month \_\_\_\_\_ 0.00  
Tax at \$0.05 per barrel \_\_\_\_\_ \$ -  
  
Total tax monies remitted herewith to Department of Minerals \_\_\_\_\_ \$ -

Remarks:

I hereby certify that the information given herewith is true, correct and complete.

Name:   
Pam Mancewicz

Position: Bookkeeper

Telephone: (714) 939-7560

Date: 18-Jan, 1999

**INSTRUCTIONS:** Prepare in quadruplicate. First three copies to Department of Minerals with remittance.  
Last copy for your file.

State of Nevada  
 Department of Minerals  
 400 W. King Street, Suite 106  
 Carson City, Nevada 89710  
 Telephone (702) 687-5050

RECEIVED

JAN 04 1999

**PRODUCER'S MONTHLY REPORT**

*This report to be filed by the end of the month following the month herein reported.*

Div. of Minerals

Company: **MAKOIL, INC.**

Address: 500 N. Rainbow Blvd., Suite 300  
Las Vegas, NV 89107

Lease: Duckwater Creek Pool: Trap Spring County: Nye Month of: November ,1998

| Location      |               |     |      |      | Oil and Water (BBLs.) |                  |       |                  | Gas                   |                  |                 | No. Days<br>Prod. | Status: Flowing,<br>Pumping, Gas Lift, etc. |
|---------------|---------------|-----|------|------|-----------------------|------------------|-------|------------------|-----------------------|------------------|-----------------|-------------------|---|
| Well<br>No.   | Permit<br>No. | Sec | Twp. | Rge. | Net Oil<br>Prod.*     | Net Oil<br>Sold* | Grav. | Water<br>Prod.** | Tot. Gas<br>Prod. MCF | Gas-Oil<br>Ratio | Date of<br>Test |                   |   |
| 19-11         | 542           | 19  | 9N   | 57E  | 33.93                 | 52.93            | 30    | 327              | 0                     |                  |                 | 4                 | POW   |
| <b>TOTALS</b> |               |     |      |      | 33.93                 | 52.93            |       | 327              |                       |                  |                 |                   |   |

\*Report distillate, condensate or other liquid hydrocarbons (other than oil) in this column preceded by an asterisk(\*).

\*\*Method of determining water production: Shake out \_\_\_\_\_ Estimate \_\_\_\_\_ Draw off \_\_\_\_\_

(The following report is on a lease basis.)

| No. of Wells | Total amount of oil on lease at beginning of month | Actual oil Produced | Disposition of Oil |                       |                     | Total amount of oil on lease | Total amt. Lease Tank Capacity |
|--------------|--|---------------------|--------------------|-----------------------|---------------------|------------------------------|--------------------------------|
|              |  |                     | Bbls to Pipeline   | Bbls to Truck or R.R. | Name of Transporter |                              |                                |
| 1            | 406  | 33.93               |                    | 52.93                 | Petro Source        | 387                          | 7500                           |

**GAS**

MCF used on lease 0  
 MCF sold \_\_\_\_\_  
 MCF blown to air (difference) \_\_\_\_\_  
 Gas Purchaser \_\_\_\_\_

Used for Gas Lift  
 \_\_\_\_\_ MCF used on lease.  
 \_\_\_\_\_ MCF used on \_\_\_\_\_ lease.  
 \_\_\_\_\_ MCF used on \_\_\_\_\_ lease.


**SUMMARY**

Barrels of oil produced and marketed during month \_\_\_\_\_ 52.93  
 Tax at \$0.05 per barrel \_\_\_\_\_ \$ 2.65  
 MCF Gas produced and marketed during month \_\_\_\_\_ 0.00  
 Tax at \$0.05 per barrel \_\_\_\_\_ \$ -

Total tax monies remitted herewith to Department of Minerals \_\_\_\_\_ \$ 2.65

Remarks:

I hereby certify that the information given herewith is true, correct and complete.

Name:   
 Pam Mancewicz

Position: Bookkeeper

Telephone: (714) 939-7560

Date: 17-Dec , 1998

**INSTRUCTIONS: Prepare in quadruplicate. First three copies to Department of Minerals with remittance. Last copy for your file.**

State of Nevada  
 Department of Minerals  
 400 W. King Street, Suite 106  
 Carson City, Nevada 89710  
 Telephone (702) 687-5050

RECEIVED

NOV 25 1998

**PRODUCER'S MONTHLY REPORT**

Div. of Minerals

*This report to be filed by the end of the month following the month herein reported.*

Company: **MAKOIL, INC.**

Address: 500 N. Rainbow Blvd., Suite 300  
Las Vegas, NV 89107

Lease: Duckwater Creek      Pool: Trap Spring      County: Nye      Month of: October, 1998

| Location |            |     |      |      | Oil and Water (BBLs.) |               |       |               | Gas                |               |              | No. Days Prod. | Status: Flowing, Pumping, Gas Lift, etc. |
|----------|------------|-----|------|------|-----------------------|---------------|-------|---------------|--------------------|---------------|--------------|----------------|--|
| Well No. | Permit No. | Sec | Twp. | Rge. | Net Oil Prod.*        | Net Oil Sold* | Grav. | Water Prod.** | Tot. Gas Prod. MCF | Gas-Oil Ratio | Date of Test |                |  |
| 19-11    | 542        | 19  | 9N   | 57E  | 15.00                 | 0.00          | 30    | 135           | 0                  |               |              | 3              | POW                                      |
| TOTALS   |            |     |      |      | 15.00                 | 0.00          |       | 135           |                    |               |              |                |  |

\*Report distillate, condensate or other liquid hydrocarbons (other than oil) in this column preceded by an asterisk(\*).

\*\*Method of determining water production: Shake out \_\_\_\_\_ Estimate \_\_\_\_\_ Draw off \_\_\_\_\_

(The following report is on a lease basis.)

| No. of Wells | Total amount of oil on lease at beginning of month | Actual oil Produced | Disposition of Oil |                       |                     | Total amount of oil on lease | Total amt. Lease Tank Capacity |
|--------------|--|---------------------|--------------------|-----------------------|---------------------|------------------------------|--------------------------------|
|              |  |                     | Bbls to Pipeline   | Bbls to Truck or R.R. | Name of Transporter |                              |                                |
| 1            | 391  | 15                  |                    | 0                     | Petro Source        | 406                          | 7500                           |

**GAS**

MCF used on lease 0  
MCF sold \_\_\_\_\_  
MCF blown to air (difference) \_\_\_\_\_  
Gas Purchaser \_\_\_\_\_


Used for Gas Lift  
\_\_\_\_\_ MCF used on lease.  
\_\_\_\_\_ MCF used on \_\_\_\_\_ lease.  
\_\_\_\_\_ MCF used on \_\_\_\_\_ lease.

**SUMMARY**

Barrels of oil produced and marketed during month \_\_\_\_\_ 0.00  
Tax at \$0.05 per barrel \_\_\_\_\_ \$ -  
MCF Gas produced and marketed during month \_\_\_\_\_ 0.00  
Tax at \$0.05 per barrel \_\_\_\_\_ \$ -  
  
Total tax monies remitted herewith to Department of Minerals \_\_\_\_\_ \$ -

Remarks:

I hereby certify that the information given herewith is true, correct and complete.

Name:   
Pam Mancewicz

Position: Bookkeeper

Telephone: (714) 939-7560

Date: 20-Nov , 1998

**INSTRUCTIONS: Prepare in quadruplicate. First three copies to Department of Minerals with remittance. Last copy for your file.**

State of Nevada  
 Department of Minerals  
 400 W. King Street, Suite 106  
 Carson City, Nevada 89710  
 Telephone (702) 687-5050

### PRODUCER'S MONTHLY REPORT

*This report to be filed by the end of the month following the month herein reported.*

Company: **MAKOIL, INC.**

Address: 500 N. Rainbow Blvd., Suite 300  
Las Vegas, NV 89107

Lease: Duckwater Creek      Pool: Trap Spring      County: Nye      Month of: September, 1998

| Location      |            |     |      |      | Oil and Water (BBLs.) |               |       |               | Gas                |               |              | No. Days Prod. | Status: Flowing, Pumping, Gas Lift, etc. |
|---------------|------------|-----|------|------|-----------------------|---------------|-------|---------------|--------------------|---------------|--------------|----------------|--|
| Well No.      | Permit No. | Sec | Twp. | Rge. | Net Oil Prod.*        | Net Oil Sold* | Grav. | Water Prod.** | Tot. Gas Prod. MCF | Gas-Oil Ratio | Date of Test |                |  |
| 19-11         | 542        | 19  | 9N   | 57E  | 37.08                 | 77.08         | 30    | 337           | 0                  |               |              | 7              | POW                                      |
| <b>TOTALS</b> |            |     |      |      | 37.08                 | 77.08         |       | 337           |                    |               |              |                |  |

\*Report distillate, condensate or other liquid hydrocarbons (other than oil) in this column preceded by an asterisk(\*).

\*\*Method of determining water production: Shake out \_\_\_\_\_ Estimate \_\_\_\_\_ Draw off \_\_\_\_\_

(The following report is on a lease basis.)

| No. of Wells | Total amount of oil on lease at beginning of month | Actual oil Produced | Disposition of Oil |                       |                     | Total amount of oil on lease | Total amt. Lease Tank Capacity |
|--------------|--|---------------------|--------------------|-----------------------|---------------------|------------------------------|--------------------------------|
|              |  |                     | Bbls to Pipeline   | Bbls to Truck or R.R. | Name of Transporter |                              |                                |
| 1            | 431  | 37.08               |                    | 77.08                 | Petro Source        | 391                          | 7500                           |

**GAS**

MCF used on lease 0  
MCF sold \_\_\_\_\_  
MCF blown to air (difference) \_\_\_\_\_  
Gas Purchaser \_\_\_\_\_

Used for Gas Lift  
\_\_\_\_\_ MCF used on lease.  
\_\_\_\_\_ MCF used on \_\_\_\_\_ lease.  
\_\_\_\_\_ MCF used on \_\_\_\_\_ lease.

**SUMMARY**

Barrels of oil produced and marketed during month \_\_\_\_\_ 77.08  
Tax at \$0.05 per barrel \_\_\_\_\_ \$ 3.85  
MCF Gas produced and marketed during month \_\_\_\_\_ 0.00  
Tax at \$0.05 per barrel \_\_\_\_\_ \$ -

Total tax monies remitted herewith to Department of Minerals \_\_\_\_\_ \$ 3.85

Remarks:

I hereby certify that the information given herewith is true, correct and complete.

Name:   
Pam Mancewicz

Position: Bookkeeper

Telephone: (714) 939-7560

Date: 23-Oct, 1998

**INSTRUCTIONS: Prepare in quadruplicate. First three copies to Department of Minerals with remittance. Last copy for your file.**



State of Nevada  
 Department of Minerals  
 400 W. King Street, Suite 106  
 Carson City, Nevada 89710  
 Telephone (702) 687-5050

### PRODUCER'S MONTHLY REPORT

*This report to be filed by the end of the month following the month herein reported.*

Company: **MAKOIL, INC.**

Address: 500 N. Rainbow Blvd., Suite 300  
Las Vegas, NV 89107

Lease: Duckwater Creek      Pool: Trap Spring      County: Nye      Month of: August, 1998

| Location      |            |     |      |      | Oil and Water (BBLs.) |               |       |               | Gas                |               |              | No. Days Prod. | Status: Flowing, Pumping, Gas Lift, etc. |
|---------------|------------|-----|------|------|-----------------------|---------------|-------|---------------|--------------------|---------------|--------------|----------------|--|
| Well No.      | Permit No. | Sec | Twp. | Rge. | Net Oil Prod.*        | Net Oil Sold* | Grav. | Water Prod.** | Tot. Gas Prod. MCF | Gas-Oil Ratio | Date of Test |                |  |
| 19-11         | 542        | 19  | 9N   | 57E  | 42.61                 | 89.61         | 30    | 398           | 0                  |               |              | 6              | POW                                      |
| <b>TOTALS</b> |            |     |      |      | 42.61                 | 89.61         |       | 398           |                    |               |              |                |  |

\*Report distillate, condensate or other liquid hydrocarbons (other than oil) in this column preceded by an asterisk(\*).

\*\*Method of determining water production: Shake out \_\_\_\_\_ Estimate \_\_\_\_\_ Draw off \_\_\_\_\_

(The following report is on a lease basis.)

| No. of Wells | Total amount of oil on lease at beginning of month | Actual oil Produced | Disposition of Oil |                       |                     | Total amount of oil on lease | Total amt. Lease Tank Capacity |
|--------------|--|---------------------|--------------------|-----------------------|---------------------|------------------------------|--------------------------------|
|              |  |                     | Bbls to Pipeline   | Bbls to Truck or R.R. | Name of Transporter |                              |                                |
| 1            | 478  | 42.61               |                    | 89.61                 | Petro Source        | 431                          | 7500                           |

### GAS

MCF used on lease 0  
MCF sold \_\_\_\_\_  
MCF blown to air (difference) \_\_\_\_\_  
Gas Purchaser \_\_\_\_\_

Used for Gas Lift  
\_\_\_\_\_ MCF used on lease.  
\_\_\_\_\_ MCF used on \_\_\_\_\_ lease.  
\_\_\_\_\_ MCF used on \_\_\_\_\_ lease.

### SUMMARY

Barrels of oil produced and marketed during month \_\_\_\_\_ 89.61  
Tax at \$0.05 per barrel \_\_\_\_\_ \$ 4.48  
MCF Gas produced and marketed during month \_\_\_\_\_ 0.00  
Tax at \$0.05 per barrel \_\_\_\_\_ \$ -  
  
Total tax monies remitted herewith to Department of Minerals \_\_\_\_\_ \$ 4.48

Remarks:

I hereby certify that the information given herewith is true, correct and complete.

Name: 

Pam Mancewicz

Position: Bookkeeper

Telephone: (714) 939-7560

Date: 23-Sep, 1998

**INSTRUCTIONS: Prepare in quadruplicate. First three copies to Department of Minerals with remittance. Last copy for your file.**

State of Nevada  
 Department of Minerals  
 400 W. King Street, Suite 106  
 Carson City, Nevada 89710  
 Telephone (702) 687-5050

RECEIVED

AUG 31 1998

**PRODUCER'S MONTHLY REPORT**

Div. of Minerals

*This report to be filed by the end of the month following the month herein reported.*

Company: **MAKOIL, INC.**

Address: 500 N. Rainbow Blvd., Suite 300  
Las Vegas, NV 89107

Lease: Duckwater Creek Pool: Trap Spring County: Nye Month of: July, 1998

| Location      |               |     |      |      | Oil and Water (BBLs.) |                  |       |                  | Gas                   |                  |                 | No. Days<br>Prod. | Status: Flowing,<br>Pumping, Gas Lift, etc. |
|---------------|---------------|-----|------|------|-----------------------|------------------|-------|------------------|-----------------------|------------------|-----------------|-------------------|---|
| Well<br>No.   | Permit<br>No. | Sec | Twp. | Rge. | Net Oil<br>Prod.*     | Net Oil<br>Sold* | Grav. | Water<br>Prod.** | Tot. Gas<br>Prod. MCF | Gas-Oil<br>Ratio | Date of<br>Test |                   |   |
| 19-11         | 542           | 19  | 9N   | 57E  | 39.00                 | 0.00             | 30    | 349              | 0                     |                  |                 | 7                 | POW   |
| <b>TOTALS</b> |               |     |      |      | 39.00                 | 0.00             |       | 349              |                       |                  |                 |                   |   |

\*Report distillate, condensate or other liquid hydrocarbons (other than oil) in this column preceded by an asterisk(\*).

\*\*Method of determining water production: Shake out \_\_\_\_\_ Estimate \_\_\_\_\_ Draw off \_\_\_\_\_

(The following report is on a lease basis.)

| No. of Wells | Total amount of oil on lease at beginning of month | Actual oil Produced | Disposition of Oil |                       |                     | Total amount of oil on lease | Total amt. Lease Tank Capacity |
|--------------|--|---------------------|--------------------|-----------------------|---------------------|------------------------------|--------------------------------|
|              |  |                     | Bbls to Pipeline   | Bbls to Truck or R.R. | Name of Transporter |                              |                                |
| 1            | 439  | 39                  |                    | 0                     | Petro Source        | 478                          | 7500                           |

**GAS**

MCF used on lease 0  
MCF sold \_\_\_\_\_  
MCF blown to air (difference) \_\_\_\_\_  
Gas Purchaser \_\_\_\_\_


Used for Gas Lift  
\_\_\_\_\_ MCF used on lease.  
\_\_\_\_\_ MCF used on \_\_\_\_\_ lease.  
\_\_\_\_\_ MCF used on \_\_\_\_\_ lease.

**SUMMARY**

Barrels of oil produced and marketed during month \_\_\_\_\_ 0.00  
Tax at \$0.05 per barrel \_\_\_\_\_ \$ -  
MCF Gas produced and marketed during month \_\_\_\_\_ 0.00  
Tax at \$0.05 per barrel \_\_\_\_\_ \$ -  
  
Total tax monies remitted herewith to Department of Minerals \_\_\_\_\_ \$ -

Remarks:

I hereby certify that the information given herewith is true, correct and complete.

Name:   
Pam Mancewicz

Position: Bookkeeper

Telephone: (714) 939-7560

Date: 26-Aug , 1998

**INSTRUCTIONS: Prepare in quadruplicate. First three copies to Department of Minerals with remittance. Last copy for your file.**

State of Nevada  
 Department of Minerals  
 400 W. King Street, Suite 106  
 Carson City, Nevada 89710  
 Telephone (702) 687-5050

**PRODUCER'S MONTHLY REPORT**

*This report to be filed by the end of the month following the month herein reported.*

Company: **MAKOIL, INC.**

Address: 500 N. Rainbow Blvd., Suite 300  
Las Vegas, NV 89107

Lease: Duckwater Creek      Pool: Trap Spring      County: Nye      Month of: June, 1998

| Location      |            |     |      |      | Oil and Water (BBLs.) |               |       |               | Gas                |               |              | No. Days Prod. | Status: Flowing, Pumping, Gas Lift, etc. |
|---------------|------------|-----|------|------|-----------------------|---------------|-------|---------------|--------------------|---------------|--------------|----------------|--|
| Well No.      | Permit No. | Sec | Twp. | Rge. | Net Oil Prod.*        | Net Oil Sold* | Grav. | Water Prod.** | Tot. Gas Prod. MCF | Gas-Oil Ratio | Date of Test |                |  |
| 19-11         | 542        | 19  | 9N   | 57E  | 45.00                 | 0.00          | 30    | 393           | 0                  |               |              | 7              | POW                                      |
| <b>TOTALS</b> |            |     |      |      | 45.00                 | 0.00          |       | 393           |                    |               |              |                |  |

\*Report distillate, condensate or other liquid hydrocarbons (other than oil) in this column preceded by an asterisk(\*).

\*\*Method of determining water production: Shake out \_\_\_\_\_ Estimate \_\_\_\_\_ Draw off \_\_\_\_\_

(The following report is on a lease basis.)

| No. of Wells | Total amount of oil on lease at beginning of month | Actual oil Produced | Disposition of Oil |                       |                     | Total amount of oil on lease | Total amt. Lease Tank Capacity |
|--------------|--|---------------------|--------------------|-----------------------|---------------------|------------------------------|--------------------------------|
|              |  |                     | Bbbs to Pipeline   | Bbbs to Truck or R.R. | Name of Transporter |                              |                                |
| 1            | 394  | 45                  |                    | 0                     | Petro Source        | 439                          | 7500                           |

**GAS**

MCF used on lease 0  
MCF sold \_\_\_\_\_  
MCF blown to air (difference) \_\_\_\_\_  
Gas Purchaser \_\_\_\_\_


Used for Gas Lift  
\_\_\_\_\_ MCF used on lease.  
\_\_\_\_\_ MCF used on \_\_\_\_\_ lease.  
\_\_\_\_\_ MCF used on \_\_\_\_\_ lease.

**SUMMARY**

Barrels of oil produced and marketed during month \_\_\_\_\_ 0.00  
Tax at \$0.05 per barrel \_\_\_\_\_ \$ -  
MCF Gas produced and marketed during month \_\_\_\_\_ 0.00  
Tax at \$0.05 per barrel \_\_\_\_\_ \$ -  
  
Total tax monies remitted herewith to Department of Minerals \_\_\_\_\_ \$ -

Remarks:

I hereby certify that the information given herewith is true, correct and complete.

Name:   
Pam Mancewicz

Position: Bookkeeper

Telephone: (714) 939-7560

Date: 23-Jul, 1998

**INSTRUCTIONS: Prepare in quadruplicate. First three copies to Department of Minerals with remittance. Last copy for your file.**

State of Nevada  
 Department of Minerals  
 400 W. King Street, Suite 106  
 Carson City, Nevada 89710  
 Telephone (702) 687-5050

RECEIVED

JUN 29 1998

**PRODUCER'S MONTHLY REPORT**

*This report to be filed by the end of the month following the month herein reported.*

Div. of Minerals

Company: **MAKOIL, INC.**

Address: 500 N. Rainbow Blvd., Suite 300  
 Las Vegas, NV 89107

Lease: Duckwater Creek Pool: Trap Spring County: Nye Month of: MAY ,1998

| Location      |            |     |      |      | Oil and Water (BBLs.) |               |       |               | Gas                |               |              | No. Days Prod. | Status: Flowing, Pumping, Gas Lift, etc. |
|---------------|------------|-----|------|------|-----------------------|---------------|-------|---------------|--------------------|---------------|--------------|----------------|--|
| Well No.      | Permit No. | Sec | Twp. | Rge. | Net Oil Prod.*        | Net Oil Sold* | Grav. | Water Prod.** | Tot. Gas Prod. MCF | Gas-Oil Ratio | Date of Test |                |  |
| 19-11         | 542        | 19  | 9N   | 57E  | 37.63                 | 53.63         | 30    | 349           | 0                  |               |              | 6              | POW                                      |
| <b>TOTALS</b> |            |     |      |      | 37.63                 | 53.63         |       | 349           |                    |               |              |                |  |

\*Report distillate, condensate or other liquid hydrocarbons (other than oil) in this column preceded by an asterisk(\*).

\*\*Method of determining water production: Shake out \_\_\_\_\_ Estimate \_\_\_\_\_ Draw off \_\_\_\_\_

(The following report is on a lease basis.)

| No. of Wells | Total amount of oil on lease at beginning of month | Actual oil Produced | Disposition of Oil |                       |                     | Total amount of oil on lease | Total amt. Lease Tank Capacity |
|--------------|--|---------------------|--------------------|-----------------------|---------------------|------------------------------|--------------------------------|
|              |  |                     | Bbls to Pipeline   | Bbls to Truck or R.R. | Name of Transporter |                              |                                |
| 1            | 410  | 37.63               |                    | 53.63                 | Petro Source        | 394                          | 7500                           |

### GAS

MCF used on lease 0  
MCF sold \_\_\_\_\_  
MCF blown to air (difference) \_\_\_\_\_  
Gas Purchaser \_\_\_\_\_

Used for Gas Lift  
\_\_\_\_\_ MCF used on lease.  
\_\_\_\_\_ MCF used on \_\_\_\_\_ lease.  
\_\_\_\_\_ MCF used on \_\_\_\_\_ lease.

### SUMMARY

Barrels of oil produced and marketed during month \_\_\_\_\_ 53.63  
Tax at \$0.05 per barrel \_\_\_\_\_ \$ 2.68  
MCF Gas produced and marketed during month \_\_\_\_\_ 0.00  
Tax at \$0.05 per barrel \_\_\_\_\_ \$ -  
  
Total tax monies remitted herewith to Department of Minerals \_\_\_\_\_ \$ 2.68

Remarks:

I hereby certify that the information given herewith is true, correct and complete.

Name: \_\_\_\_\_

*Pam Mancewicz*  
Pam Mancewicz

Position: Bookkeeper

Telephone: (714) 939-7560

Date: 23-Jun , 1998

**INSTRUCTIONS: Prepare in quadruplicate. First three copies to Department of Minerals with remittance. Last copy for your file.**



State of Nevada  
 Department of Minerals  
 400 W. King Street, Suite 106  
 Carson City, Nevada 89710  
 Telephone (702) 687-5050

RECEIVED

JUN 01 1998

**PRODUCER'S MONTHLY REPORT**

Div. of Minerals

*This report to be filed by the end of the month following the month herein reported.*

Company: **MAKOIL, INC.**

Address: 500 N. Rainbow Blvd., Suite 300  
Las Vegas, NV 89107

Lease: Duckwater Creek      Pool: Trap Spring      County: Nye      Month of: April, 1998

| Location      |            |     |      |      | Oil and Water (BBL.S.) |               |       |               | Gas                |               |              | No. Days Prod. | Status: Flowing, Pumping, Gas Lift, etc. |
|---------------|------------|-----|------|------|------------------------|---------------|-------|---------------|--------------------|---------------|--------------|----------------|--|
| Well No.      | Permit No. | Sec | Twp. | Rge. | Net Oil Prod.*         | Net Oil Sold* | Grav. | Water Prod.** | Tot. Gas Prod. MCF | Gas-Oil Ratio | Date of Test |                |  |
| 19-11         | 542        | 19  | 9N   | 57E  | 51.73                  | 96.73         | 30    | 493           | 0                  |               |              | 5              | POW                                      |
| <b>TOTALS</b> |            |     |      |      | 51.73                  | 96.73         |       | 493           |                    |               |              |                |  |

\*Report distillate, condensate or other liquid hydrocarbons (other than oil) in this column preceded by an asterisk(\*).

\*\*Method of determining water production: Shake out \_\_\_\_\_ Estimate \_\_\_\_\_ Draw off \_\_\_\_\_

(The following report is on a lease basis.)

| No. of Wells | Total amount of oil on lease at beginning of month | Actual oil Produced | Disposition of Oil |                       |                     | Total amount of oil on lease | Total amt. Lease Tank Capacity |
|--------------|--|---------------------|--------------------|-----------------------|---------------------|------------------------------|--------------------------------|
|              |  |                     | Bbbs to Pipeline   | Bbbs to Truck or R.R. | Name of Transporter |                              |                                |
| 1            | 455  | 51.73               |                    | 96.73                 | Petro Source        | 410                          | 7500                           |

### GAS

MCF used on lease 0  
MCF sold \_\_\_\_\_  
MCF blown to air (difference) \_\_\_\_\_  
Gas Purchaser \_\_\_\_\_

Used for Gas Lift  
\_\_\_\_\_ MCF used on lease.  
\_\_\_\_\_ MCF used on \_\_\_\_\_ lease.  
\_\_\_\_\_ MCF used on \_\_\_\_\_ lease.

### SUMMARY

Barrels of oil produced and marketed during month \_\_\_\_\_ 96.73  
Tax at \$0.05 per barrel \_\_\_\_\_ \$ 4.84  
MCF Gas produced and marketed during month \_\_\_\_\_ 0.00  
Tax at \$0.05 per barrel \_\_\_\_\_ \$ -  
  
Total tax monies remitted herewith to Department of Minerals \_\_\_\_\_ \$ 4.84

Remarks:

I hereby certify that the information given herewith is true, correct and complete.

Name: *Pam Mancewicz*

Pam Mancewicz

Position: Bookkeeper

Telephone: (714) 939-7560

Date: 27-May, 1998

**INSTRUCTIONS: Prepare in quadruplicate. First three copies to Department of Minerals with remittance. Last copy for your file.**

State of Nevada  
 Department of Minerals  
 400 W. King Street, Suite 106  
 Carson City, Nevada 89710  
 Telephone (702) 687-5050

RECEIVED  
 APR 27 1998  
 Div. of Minerals

**PRODUCER'S MONTHLY REPORT**

*This report to be filed by the end of the month following the month herein reported.*

Company: **MAKOIL, INC.**

Address: 500 N. Rainbow Blvd., Suite 300  
Las Vegas, NV 89107

Lease: Duckwater Creek Pool: Trap Spring County: Nye Month of: March ,1998

| Location      |            |     |      |      | Oil and Water (BBLs.) |               |       |               | Gas                |               |              | No. Days Prod. | Status: Flowing, Pumping, Gas Lift, etc. |
|---------------|------------|-----|------|------|-----------------------|---------------|-------|---------------|--------------------|---------------|--------------|----------------|--|
| Well No.      | Permit No. | Sec | Twp. | Rge. | Net Oil Prod.*        | Net Oil Sold* | Grav. | Water Prod.** | Tot. Gas Prod. MCF | Gas-Oil Ratio | Date of Test |                |  |
| 19-11         | 542        | 19  | 9N   | 57E  | 46.49                 | 63.49         | 30    | 374           | 0                  |               |              | 6              | POW                                      |
| <b>TOTALS</b> |            |     |      |      | 46.49                 | 63.49         |       | 374           |                    |               |              |                |  |

\*Report distillate, condensate or other liquid hydrocarbons (other than oil) in this column preceded by an asterisk(\*).

\*\*Method of determining water production: Shake out \_\_\_\_\_ Estimate \_\_\_\_\_ Draw off \_\_\_\_\_

(The following report is on a lease basis.)

| No. of Wells | Total amount of oil on lease at beginning of month | Actual oil Produced | Disposition of Oil |                       |                     | Total amount of oil on lease | Total amt. Lease Tank Capacity |
|--------------|--|---------------------|--------------------|-----------------------|---------------------|------------------------------|--------------------------------|
|              |  |                     | Bbls to Pipeline   | Bbls to Truck or R.R. | Name of Transporter |                              |                                |
| 1            | 472  | 46.49               |                    | 63.49                 | Petro Source        | 455                          | 7500                           |

**GAS**

MCF used on lease 0  
MCF sold \_\_\_\_\_  
MCF blown to air (difference) \_\_\_\_\_  
Gas Purchaser \_\_\_\_\_


Used for Gas Lift  
\_\_\_\_\_ MCF used on lease.  
\_\_\_\_\_ MCF used on \_\_\_\_\_ lease.  
\_\_\_\_\_ MCF used on \_\_\_\_\_ lease.

**SUMMARY**

Barrels of oil produced and marketed during month \_\_\_\_\_ 63.49  
Tax at \$0.05 per barrel \_\_\_\_\_ \$ 3.17  
MCF Gas produced and marketed during month \_\_\_\_\_ 0.00  
Tax at \$0.05 per barrel \_\_\_\_\_ \$ -  
  
Total tax monies remitted herewith to Department of Minerals \_\_\_\_\_ \$ 3.17

Remarks:

I hereby certify that the information given herewith is true, correct and complete.

Name:   
Pam Mancewicz

Position: Bookkeeper

Telephone: (714) 939-7560

Date: 23-Apr, 1998

**INSTRUCTIONS: Prepare in quadruplicate. First three copies to Department of Minerals with remittance. Last copy for your file.**

State of Nevada  
 Department of Minerals  
 400 W. King Street, Suite 106  
 Carson City, Nevada 89710  
 Telephone (702) 687-5050

## PRODUCER'S MONTHLY REPORT

*This report to be filed by the end of the month following the month herein reported.*

Company: **MAKOIL, INC.**

Address: 500 N. Rainbow Blvd., Suite 300  
Las Vegas, NV 89107

Lease: Duckwater Creek      Pool: Trap Spring      County: Nye      Month of: FEBRUARY, 1998

| Location      |            |     |      |      | Oil and Water (BBL.S.) |               |       |               | Gas                |               |              | No. Days Prod. | Status: Flowing, Pumping, Gas Lift, etc. |
|---------------|------------|-----|------|------|------------------------|---------------|-------|---------------|--------------------|---------------|--------------|----------------|--|
| Well No.      | Permit No. | Sec | Twp. | Rge. | Net Oil Prod.*         | Net Oil Sold* | Grav. | Water Prod.** | Tot. Gas Prod. MCF | Gas-Oil Ratio | Date of Test |                |  |
| 19-11         | 542        | 19  | 9N   | 57E  | 64.00                  | 0.00          | 30    | 392           | 0                  |               |              | 8              | POW                                      |
| <b>TOTALS</b> |            |     |      |      | 64.00                  | 0.00          |       | 392           |                    |               |              |                |  |

\*Report distillate, condensate or other liquid hydrocarbons (other than oil) in this column preceded by an asterisk(\*).

\*\*Method of determining water production: Shake out \_\_\_\_\_ Estimate \_\_\_\_\_ Draw off \_\_\_\_\_

(The following report is on a lease basis.)

| No. of Wells | Total amount of oil on lease at beginning of month | Actual oil Produced | Disposition of Oil |                       |                     | Total amount of oil on lease | Total amt. Lease Tank Capacity |
|--------------|--|---------------------|--------------------|-----------------------|---------------------|------------------------------|--------------------------------|
|              |  |                     | Bbbs to Pipeline   | Bbbs to Truck or R.R. | Name of Transporter |                              |                                |
| 1            | 408  | 64                  |                    | 0                     | Petro Source        | 472                          | 7500                           |

**GAS**

MCF used on lease 0 Used for Gas Lift  
MCF sold \_\_\_\_\_ MCF used on lease.  
MCF blown to air (difference) \_\_\_\_\_ MCF used on \_\_\_\_\_ lease.  
Gas Purchaser \_\_\_\_\_ MCF used on \_\_\_\_\_ lease.

**SUMMARY**

Barrels of oil produced and marketed during month \_\_\_\_\_ 0.00  
Tax at \$0.05 per barrel \_\_\_\_\_ \$ -  
MCF Gas produced and marketed during month \_\_\_\_\_ 0.00  
Tax at \$0.05 per barrel \_\_\_\_\_ \$ -  
  
Total tax monies remitted herewith to Department of Minerals \_\_\_\_\_ \$ -

Remarks:

I hereby certify that the information given herewith is true, correct and complete:

Name:   
Pam Mancewicz

Position: Bookkeeper

Telephone: (714) 939-7560

Date: 24-Mar, 1998

**INSTRUCTIONS: Prepare in quadruplicate. First three copies to Department of Minerals with remittance. Last copy for your file.**

State of Nevada  
 Department of Minerals  
 400 W. King Street, Suite 106  
 Carson City, Nevada 89710  
 Telephone (702) 687-5050

RECEIVED

MAR 03 1998

**PRODUCER'S MONTHLY REPORT**

*This report to be filed by the end of the month following the month herein reported.*

Div. of Minerals

Company: **MAKOIL, INC.**

Address: 500 N. Rainbow Blvd., Suite 300  
Las Vegas, NV 89107

Lease: Duckwater Creek      Pool: Trap Spring      County: Nye      Month of: January, 1998

| Location      |            |     |      |      | Oil and Water (BBLs.) |               |       |               | Gas                |               |              | No. Days Prod. | Status: Flowing, Pumping, Gas Lift, etc. |
|---------------|------------|-----|------|------|-----------------------|---------------|-------|---------------|--------------------|---------------|--------------|----------------|--|
| Well No.      | Permit No. | Sec | Twp. | Rge. | Net Oil Prod.*        | Net Oil Sold* | Grav. | Water Prod.** | Tot. Gas Prod. MCF | Gas-Oil Ratio | Date of Test |                |  |
| 19-11         | 542        | 19  | 9N   | 57E  | 48.32                 | 110.32        | 30    | 800           | 0                  |               |              | 11             | POW                                      |
| <b>TOTALS</b> |            |     |      |      | 48.32                 | 110.32        |       | 800           |                    |               |              |                |  |

\*Report distillate, condensate or other liquid hydrocarbons (other than oil) in this column preceded by an asterisk(\*).

\*\*Method of determining water production: Shake out \_\_\_\_\_ Estimate \_\_\_\_\_ Draw off \_\_\_\_\_

(The following report is on a lease basis.)

| No. of Wells | Total amount of oil on lease at beginning of month | Actual oil Produced | Disposition of Oil |                       |                     | Total amount of oil on lease | Total amt. Lease Tank Capacity |
|--------------|--|---------------------|--------------------|-----------------------|---------------------|------------------------------|--------------------------------|
|              |  |                     | Bbls to Pipeline   | Bbls to Truck or R.R. | Name of Transporter |                              |                                |
| 1            | 470  | 48.32               |                    | 110.32                | Petro Source        | 408                          | 7500                           |

### GAS

MCF used on lease 0  
MCF sold \_\_\_\_\_  
MCF blown to air (difference) \_\_\_\_\_  
Gas Purchaser \_\_\_\_\_


Used for Gas Lift  
\_\_\_\_\_ MCF used on lease.  
\_\_\_\_\_ MCF used on \_\_\_\_\_ lease.  
\_\_\_\_\_ MCF used on \_\_\_\_\_ lease.

### SUMMARY

Barrels of oil produced and marketed during month \_\_\_\_\_ 110.32  
Tax at \$0.05 per barrel \_\_\_\_\_ \$ 5.52  
MCF Gas produced and marketed during month \_\_\_\_\_ 0.00  
Tax at \$0.05 per barrel \_\_\_\_\_ \$ -  
  
Total tax monies remitted herewith to Department of Minerals \_\_\_\_\_ \$ 5.52

Remarks:

I hereby certify that the information given herewith is true, correct and complete.

Name:   
Pam Mancewicz

Position: Bookkeeper

Telephone: (714) 939-7560

Date: 24-Feb, 1998

**INSTRUCTIONS: Prepare in quadruplicate. First three copies to Department of Minerals with remittance. Last copy for your file.**