

STATE OF NEVADA  
 COMMISSION ON MINERAL RESOURCES  
**DIVISION OF MINERALS**  
 400 W. King Street, Suite 106  
 Carson City, Nevada 89703  
 Phone: (775) 684-7040 ! Fax (775) 684-7052

**RECEIVED**

JAN 12 2009

Division of Minerals

**OIL AND GAS PRODUCER=S MONTHLY REPORT**

*This report to be filed before the last day of the month following the month for which production occurred. Ex: January due end of February.*

Company: Blackburn Oil and Gas, LLC  
 Address: 717 17<sup>th</sup> St., Suite 1400 Denver, CO 80202  
 Lease: Blackburn Pool: NV/CH/IW Country: Eureka County Month: December YR: 2008

LOCATION					OIL AND WATER (BBL.S.)				GAS			No. Days Prod.	Status: Flowing, Pumping, Gas Lift, etc.
Well No.	Permit No.	Sec.	Twp.	Rge.	New Oil Prod.	Net Oil Sold	Gravity	Water Prod.	Tot. Gas Prod. MCF	Gas-oil ratio	Date of Test		
3	324	8	27N	52E	0	0	---	0	---	---	---	0	Shut In
10	350	8	27N	52E	327	362.6	26.2	1195	---	---	---	28	Pumping
14-CH	442	7	27N	52E	95	118.5	26.2	0	---	---	---	15	Flowing
16	458	7	27N	52E	55	69.8	26.2	5907	---	---	---	31	Flowing
18	660	7	27N	52E	914	965.9	26.2	22122	---	---	---	31	Flowing
19	724	8	27N	52E	2116	2227.6	26.2	43176	---	---	---	31	Flowing
21	802	7	27N	52E	252	256.1	26.2	46722	---	---	---	31	Flowing
<b>TOTALS</b>					3,759	4,000.5		119,122					

**OIL AND GAS PRODUCER'S MONTHLY REPORT**  
**PAGE 2**

⊥ Method of determining water production:

Shake out \_\_\_\_\_ Estimate \_\_\_\_\_ Draw off \_\_\_\_\_

(Following report is on lease basis)

No. Wells	Total amount of oil on lease at beginning of month	Actual oil produced	DISPOSITION OF OIL			Total amount oil on lease	Total capacity lease tanks
			Bbls. to pipeline	Bbls. To truck or R.R.	Name of Transporter		
7	720	3759		4000.5	Frind	478	1500

**GAS**


MCF used on lease --- \_\_\_\_\_ Used for Gas Lift  
MCF sold --- \_\_\_\_\_ --- MCF used on lease.  
MCF blown to air (difference)--- \_\_\_\_\_ --- MCF used on --- \_\_\_\_\_ lease.  
Gas Purchaser --- \_\_\_\_\_ --- MCF used on --- \_\_\_\_\_ lease.

**SUMMARY**

Barrel oil sold during month ..... 4000.5  
Fee at \$0.10 per barrel sold ..... \$ 400.05  
MCF gas sold during month ..... ---  
Fee at \$0.10 per 50,000 MCF ..... \$ ---  
Total monies remitted herewith to Division of Minerals ..... \$ 400.05

**REMARKS:**

I hereby certify that the information given herewith is true, correct, and complete.

Name Rod Prosceno   
Position Operations Manager  
Telephone 307-527-9100  
Date 1-03-2009

**INSTRUCTIONS: Prepare in quadruplicate. First three copies to the Division of Minerals with remittance. Last copy for your file.**

STATE OF NEVADA  
 COMMISSION ON MINERAL RESOURCES  
**DIVISION OF MINERALS**  
 400 W. King Street, Suite 106  
 Carson City, Nevada 89703  
 Phone: (775) 684-7040 ! Fax (775) 684-7052

**RECEIVED**

DEC 15 2008

Division of Minerals

**OIL AND GAS PRODUCER=S MONTHLY REPORT**

*This report to be filed before the last day of the month following the month for which production occurred. Ex: January due end of February.*

Company: Blackburn Oil and Gas, LLC

Address: 717-17<sup>th</sup> St., Suite 1400 Denver, CO 80202

Lease: Blackburn Pool: NV/CH/IW Country: Eureka County Month: November YR: 2008

LOCATION					OIL AND WATER (BBLs.)				GAS			No. Days Prod.	Status: Flowing, Pumping, Gas Lift, etc.
Well No.	Permit No.	Sec.	Twp.	Rge.	New Oil Prod.	Net Oil Sold	Gravity	Water Prod. L	Tot. Gas Prod. MCF	Gas-oil ratio	Date of Test		
3	324	8	27N	52E	0	0	---	0	---	---	---	0	Shut In
10	350	8	27N	52E	525	473.2	26.1	1575	---	---	---	30	Pumping
14-CH	442	7	27N	52E	241	221.1	26.1	0	---	---	---	22	Flowing
16	458	7	27N	52E	155	135.8	26.1	7259	---	---	---	30	Flowing
18	660	7	27N	52E	1109	997.2	26.1	19194	---	---	---	30	Flowing
19	724	8	27N	52E	2411	2252.4	26.1	37946	---	---	---	30	Flowing
21	802	7	27N	52E	230	211.0	26.1	38470	---	---	---	30	Flowing
<b>TOTALS</b>					4,671	4,290.7		104,444					

**OIL AND GAS PRODUCER=S MONTHLY REPORT**  
**PAGE 2**

⊥ Method of determining water production:

Shake out \_\_\_\_\_ Estimate \_\_\_\_\_ Draw off \_\_\_\_\_

(Following report is on lease basis)

No. Wells	Total amount of oil on lease at beginning of month	Actual oil produced	DISPOSITION OF OIL			Total amount oil on lease	Total capacity lease tanks
			Bbls. to pipeline	Bbls. To truck or R.R.	Name of Transporter		
7	340	4671		4290.7	FrInd	720	1500

**GAS**


MCF used on lease --- \_\_\_\_\_ Used for Gas Lift  
MCF sold --- \_\_\_\_\_ --- MCF used on lease.  
MCF blown to air (difference)--- \_\_\_\_\_ --- MCF used on --- \_\_\_\_\_ lease.  
Gas Purchaser --- \_\_\_\_\_ --- MCF used on --- \_\_\_\_\_ lease.

**SUMMARY**

Barrel oil sold during month ..... 4290.7  
Fee at \$0.10 per barrel sold ..... \$ 429.07  
MCF gas sold during month ..... ---  
Fee at \$0.10 per 50,000 MCF ..... \$ ---  
Total monies remitted herewith to Division of Minerals ..... \$ 429.07

**REMARKS:**

I hereby certify that the information given herewith is true, correct, and complete.

Name Rod Prosceno   
Position Operations Manager  
Telephone 307-527-9100  
Date 12-04-2008

**INSTRUCTIONS: Prepare in quadruplicate. First three copies to the Division of Minerals with remittance. Last copy for your file.**

RECEIVED

NOV 17 2008

Division of Minerals

STATE OF NEVADA  
COMMISSION ON MINERAL RESOURCES

**DIVISION OF MINERALS**

400 W. King Street, Suite 106  
Carson City, Nevada 89703

Phone: (775) 684-7040 ! Fax (775) 684-7052

**OIL AND GAS PRODUCER=S MONTHLY REPORT**

This report to be filed before the last day of the month following the month for which production occurred. Ex: January due end of February.

Company: Blackburn Oil and Gas, LLC

Address: 717 17<sup>th</sup> St., Suite 1400 Denver, CO 80202

Lease: Blackburn Pool: NV/CH/IW Country: Eureka County Month: October YR: 2008

LOCATION					OIL AND WATER (BBLs.)				GAS			No. Days Prod.	Status: Flowing, Pumping, Gas Lift, etc.
Well No.	Permit No.	Sec.	Twp.	Rge.	New Oil Prod.	Net Oil Sold	Gravity	Water Prod.	Tot. Gas Prod. MCF	Gas-oil ratio	Date of Test		
3	324	8	27N	52E	0	0	---	0	---	---	---	0	Shut In
10	350	8	27N	52E	389	400.3	26.2	775	---	---	---	31	Pumping
14-CH	442	7	27N	52E	291	273.0	26.2	0	---	---	---	8	Flowing
16	458	7	27N	52E	64	66.6	26.2	4595	---	---	---	31	Flowing
18	660	7	27N	52E	681	831.0	26.2	28625	---	---	---	31	Flowing
19	724	8	27N	52E	3064	3290.6	26.2	33929	---	---	---	31	Flowing
21	802	7	27N	52E	218	233.6	26.2	24243	---	---	---	31	Flowing
<b>TOTALS</b>					4,707	5,095.1		92,167					

**OIL AND GAS PRODUCER'S MONTHLY REPORT  
PAGE 2**

⊥ Method of determining water production:

Shake out \_\_\_\_\_ Estimate \_\_\_\_\_ Draw off \_\_\_\_\_

(Following report is on lease basis)

No. Wells	Total amount of oil on lease at beginning of month	Actual oil produced	DISPOSITION OF OIL			Total amount oil on lease	Total capacity lease tanks
			Bbls. to pipeline	Bbls. To truck or R.R.	Name of Transporter		
7	728	4707		5095.1	Frind	340	1500

**GAS**

MCF used on lease --- \_\_\_\_\_ Used for Gas Lift  
MCF sold --- \_\_\_\_\_ MCF used on lease.  
MCF blown to air (difference)--- \_\_\_\_\_ MCF used on --- \_\_\_\_\_ lease.  
Gas Purchaser --- \_\_\_\_\_ MCF used on --- \_\_\_\_\_ lease.

**SUMMARY**

Barrel oil sold during month ..... 5095.1  
Fee at \$0.10 per barrel sold ..... \$ 509.51  
MCF gas sold during month ..... ---  
Fee at \$0.10 per 50,000 MCF ..... \$ ---  
Total monies remitted herewith to Division of Minerals ..... \$ 509.51

**REMARKS:**

I hereby certify that the information given herewith is true, correct, and complete.

Name Rod Prosceno \_\_\_\_\_  
Position Operations Manager \_\_\_\_\_  
Telephone 307-527-9100 \_\_\_\_\_  
Date 11-06-2008 \_\_\_\_\_

**INSTRUCTIONS: Prepare in quadruplicate. First three copies to the Division of Minerals with remittance.  
Last copy for your file.**

STATE OF NEVADA  
 COMMISSION ON MINERAL RESOURCES  
**DIVISION OF MINERALS**  
 400 W. King Street, Suite 106  
 Carson City, Nevada 89703  
 Phone: (775) 684-7040 ! Fax (775) 684-7052

**RECEIVED**

OCT 16 2008

Division of Minerals

**OIL AND GAS PRODUCER=S MONTHLY REPORT**

*This report to be filed before the last day of the month following the month for which production occurred. Ex: January due end of February.*

Company: Blackburn Oil and Gas, LLC  
 Address: 717 17<sup>th</sup> St., Suite 1400 Denver, CO 80202  
 Lease: Blackburn Pool: NV/CH/IW Country: Eureka County Month: September YR: 2008

LOCATION					OIL AND WATER (BBLs.)				GAS			No. Days Prod.	Status: Flowing, Pumping, Gas Lift, etc.
Well No.	Permit No.	Sec.	Twp.	Rge.	New Oil Prod.	Net Oil Sold	Gravity	Water Prod. L	Tot. Gas Prod. MCF	Gas-oil ratio	Date of Test		
3	324	8	27N	52E	0	0	---	0	---	---	---	0	Shut In
10	350	8	27N	52E	263	251.9	26.2	854	---	---	---	29	Pumping
14	442	7	27N	52E	0	0	---	0	---	---	---	0	Shut In
16	458	7	27N	52E	52	44.7	26.2	1212	---	---	---	4	Flowing
18	660	7	27N	52E	1281	1353.8	26.2	20998	---	---	---	30	Flowing
19	724	8	27N	52E	3183	2951.5	26.2	48351	---	---	---	30	Flowing
21	802	7	27N	52E	217	213.7	26.2	30284	---	---	---	30	Flowing
<b>TOTALS</b>					4,996	4,815.6		101,699					

**OIL AND GAS PRODUCER-S MONTHLY REPORT**  
**PAGE 2**

⊥ Method of determining water production:

Shake out \_\_\_\_\_ Estimate \_\_\_\_\_ Draw off \_\_\_\_\_

(Following report is on lease basis)

No. Wells	Total amount of oil on lease at beginning of month	Actual oil produced	DISPOSITION OF OIL			Total amount oil on lease	Total capacity lease tanks
			Bbls. to pipeline	Bbls. To truck or R.R.	Name of Transporter		
7	548	4996		4815.6	FrInd	728	1500

**GAS**


MCF used on lease --- \_\_\_\_\_ Used for Gas Lift  
MCF sold --- \_\_\_\_\_ MCF used on lease.  
MCF blown to air (difference)--- \_\_\_\_\_ MCF used on --- \_\_\_\_\_ lease.  
Gas Purchaser --- \_\_\_\_\_ MCF used on --- \_\_\_\_\_ lease.

**SUMMARY**

Barrel oil sold during month ..... 4815.6  
Fee at \$0.10 per barrel sold ..... \$ 481.56  
MCF gas sold during month..... ---  
Fee at \$0.10 per 50,000 MCF ..... \$ ---  
Total monies remitted herewith to Division of Minerals ..... \$ 481.56

**REMARKS:**

I hereby certify that the information given herewith is true, correct, and complete.

Name Rod Prosceno 

Position Operations Manager

Telephone 307-527-9100

Date 10-03-2008

**INSTRUCTIONS: Prepare in quadruplicate. First three copies to the Division of Minerals with remittance. Last copy for your file.**



**RECEIVED**

SEP 11 2008

Division of Minerals

STATE OF NEVADA  
 COMMISSION ON MINERAL RESOURCES  
**DIVISION OF MINERALS**  
 400 W. King Street, Suite 106  
 Carson City, Nevada 89703  
 Phone: (775) 684-7040 ! Fax (775) 684-7052

**OIL AND GAS PRODUCER=S MONTHLY REPORT**

*This report to be filed before the last day of the month following the month for which production occurred. Ex: January due end of February.*

Company: Blackburn Oil and Gas, LLC

Address: 717 17<sup>th</sup> St., Suite 1400 Denver, CO 80202

Lease: Blackburn Pool: NV/CH/IW Country: Eureka County Month: August YR: 2008

LOCATION					OIL AND WATER (BBL.S.)				GAS			No. Days Prod.	Status: Flowing, Pumping, Gas Lift, etc.
Well No.	Permit No.	Sec.	Twp.	Rge.	New Oil Prod.	Net Oil Sold	Gravity	Water Prod.L	Tot. Gas Prod. MCF	Gas-oil ratio	Date of Test		
3	324	8	27N	52E	0	0	---	0	---	---	---	0	Shut In
10	350	8	27N	52E	170	192.35	26.6	618	---	---	---	31	Pumping
14	442	7	27N	52E	0	0	---	0	---	---	---	0	Shut In
16	458	7	27N	52E	49	57.8	26.6	2504	---	---	---	15	Pumping
18	660	7	27N	52E	2131	1983.04	26.6	24830	---	---	---	31	Flowing
19	724	8	27N	52E	1513	1522.77	26.6	36257	---	---	---	31	Flowing
21	802	7	27N	52E	204	206.94	26.6	47450	---	---	---	31	Flowing
<b>TOTALS</b>					4,067	3,963		111,659					

**OIL AND GAS PRODUCER'S MONTHLY REPORT  
PAGE 2**

Method of determining water production:

Shake out \_\_\_\_\_ Estimate \_\_\_\_\_ Draw off \_\_\_\_\_

(Following report is on lease basis)

No. Wells	Total amount of oil on lease at beginning of month	Actual oil produced	DISPOSITION OF OIL			Total amount oil on lease	Total capacity lease tanks
			Bbls. to pipeline	Bbls. To truck or R.R.	Name of Transporter		
7	444	4067		3963	FrInd	548	1500

**GAS**

MCF used on lease --- \_\_\_\_\_ Used for Gas Lift  
MCF sold --- \_\_\_\_\_ MCF used on lease.  
MCF blown to air (difference) --- \_\_\_\_\_ MCF used on --- \_\_\_\_\_ lease.  
Gas Purchaser --- \_\_\_\_\_ MCF used on --- \_\_\_\_\_ lease.

**SUMMARY**

Barrel oil sold during month ..... 3962.98  
Fee at \$0.10 per barrel sold ..... \$ 396.30  
MCF gas sold during month ..... ---  
Fee at \$0.10 per 50,000 MCF ..... \$ ---  
Total monies remitted herewith to Division of Minerals..... \$ 396.30

**REMARKS:**

I hereby certify that the information given herewith is true, correct, and complete.

Name Rod Prosceno \_\_\_\_\_  
Position Operations Manager \_\_\_\_\_  
Telephone 307-527-9100 \_\_\_\_\_  
Date 09-03-2008 \_\_\_\_\_

**INSTRUCTIONS: Prepare in quadruplicate. First three copies to the Division of Minerals with remittance.  
Last copy for your file.**

STATE OF NEVADA  
COMMISSION ON MINERAL RESOURCES

**DIVISION OF MINERALS**

400 W. King Street, Suite 106

Carson City, Nevada 89703

Phone: (775) 684-7040 ! Fax (775) 684-7052

**RECEIVED**

**AUG 21 2008**

Division of Minerals

**OIL AND GAS PRODUCER=S MONTHLY REPORT**

*This report to be filed before the last day of the month following the month for which production occurred. Ex: January due end of February.*

Company: Blackburn Oil and Gas, LLC

Address: 717 17<sup>th</sup> St., Suite 1400 Denver, CO 80202

Lease: Blackburn Pool: NV/CH/IW Country: Eureka County Month: July YR: 2008

LOCATION					OIL AND WATER (BBLs.)				GAS			No. Days Prod.	Status: Flowing, Pumping, Gas Lift, etc.
Well No.	Permit No.	Sec.	Twp.	Rge.	New Oil Prod.	Net Oil Sold	Gravity	Water Prod.↓	Tot. Gas Prod. MCF	Gas-oil ratio	Date of Test		
3	324	8	27N	52E	0	0	---	0	---	---	---	0	Shut In
10	350	8	27N	52E	294	337.13	26.5	236	---	---	---	31	Pumping
14	442	7	27N	52E	0	0	---	0	---	---	---	0	Shut In
16	458	7	27N	52E	115	116.68	26.5	7918	---	---	---	31	Pumping
18	660	7	27N	52E	896	873.14	26.5	70982	---	---	---	31	Flowing
19	724	8	27N	52E	1515	1517.37	26.5	40468	---	---	---	31	Flowing
21	802	7	27N	52E	240	223.95	26.5	20187	---	---	---	31	Flowing
<b>TOTALS</b>					3,060	3,068.3		139,790					

**OIL AND GAS PRODUCER-S MONTHLY REPORT**  
**PAGE 2**

⊥ Method of determining water production:

Shake out \_\_\_\_\_ Estimate \_\_\_\_\_ Draw off \_\_\_\_\_

(Following report is on lease basis)

No. Wells	Total amount of oil on lease at beginning of month	Actual oil produced	DISPOSITION OF OIL			Total amount oil on lease	Total capacity lease tanks
			Bbls. to pipeline	Bbls. To truck or R.R.	Name of Transporter		
7	452	3060		3068.3	Frind	444	1500

**GAS**

MCF used on lease ---  
 MCF sold ---  
 MCF blown to air (difference) ---  
 Gas Purchaser ---

Used for Gas Lift  
 --- MCF used on lease.  
 --- MCF used on --- lease.  
 --- MCF used on --- lease.

**SUMMARY**

Barrel oil sold during month.....		<u>3068.3</u>
Fee at \$0.10 per barrel sold.....	\$	<u>306.83</u>
MCF gas sold during month.....		---
Fee at \$0.10 per 50,000 MCF.....	\$	---
Total monies remitted herewith to Division of Minerals.....	\$	<u>306.83</u>

**REMARKS:**

I hereby certify that the information given herewith is true, correct, and complete.

Name Rod Prosceno 

Position Operations Manager

Telephone 307-527-9100

Date 08-06-2008

**INSTRUCTIONS: Prepare in quadruplicate. First three copies to the Division of Minerals with remittance. Last copy for your file.**

STATE OF NEVADA  
 COMMISSION ON MINERAL RESOURCES  
**DIVISION OF MINERALS**  
 400 W. King Street, Suite 106  
 Carson City, Nevada 89703  
 Phone: (775) 684-7040 ! Fax (775) 684-7052

**RECEIVED**

JUL 18 2008

Division of Minerals

**OIL AND GAS PRODUCER=S MONTHLY REPORT**

*This report to be filed before the last day of the month following the month for which production occurred. Ex: January due end of February.*

Company: Blackburn Oil and Gas, LLC

Address: 717 17<sup>th</sup> St., Suite 1400 Denver, CO 80202

Lease: Blackburn Pool: NV/CH/IW Country: Eureka County Month: June YR: 2008

LOCATION					OIL AND WATER (BBLs.)				GAS			No. Days Prod.	Status: Flowing, Pumping, Gas Lift, etc.
Well No.	Permit No.	Sec.	Twp.	Rge.	New Oil Prod.	Net Oil Sold	Gravity	Water Prod. L	Tot. Gas Prod. MCF	Gas-oil ratio	Date of Test		
3	324	8	27N	52E	0	0	---	0	---	---	---	0	Shut In
10	350	8	27N	52E	692	679.3	26.2	65	---	---	---	30	Pumping
14	442	7	27N	52E	0	0	---	0	---	---	---	0	Shut In
16	458	7	27N	52E	144	140.1	26.2	6802	---	---	---	30	Pumping
18	660	7	27N	52E	728	760.0	26.2	72844	---	---	---	30	Flowing
19	724	8	27N	52E	1578	1631.6	26.2	46890	---	---	---	30	Flowing
21	802	7	27N	52E	107	119.6	26.2	20673	---	---	---	30	Flowing
<b>TOTALS</b>					3,249	3,330.6		147,274					

**OIL AND GAS PRODUCER'S MONTHLY REPORT  
PAGE 2**

⊥ Method of determining water production:

Shake out \_\_\_\_\_ Estimate \_\_\_\_\_ Draw off \_\_\_\_\_

(Following report is on lease basis)

No. Wells	Total amount of oil on lease at beginning of month	Actual oil produced	DISPOSITION OF OIL			Total amount oil on lease	Total capacity lease tanks
			Bbls. to pipeline	Bbls. To truck or R.R.	Name of Transporter		
7	534	3249		3331	Frind	452	1500

**GAS**

MCF used on lease --- \_\_\_\_\_ Used for Gas Lift  
MCF sold --- \_\_\_\_\_ --- MCF used on lease.  
MCF blown to air (difference) --- \_\_\_\_\_ --- MCF used on --- \_\_\_\_\_ lease.  
Gas Purchaser --- \_\_\_\_\_ --- MCF used on --- \_\_\_\_\_ lease.


**SUMMARY**

Barrel oil sold during month..... 3331  
Fee at \$0.10 per barrel sold ..... \$ 333.10  
MCF gas sold during month ..... ---  
Fee at \$0.10 per 50,000 MCF ..... \$ ---  
Total monies remitted herewith to Division of Minerals..... \$ 333.10

**REMARKS:**

Note new address for office.

I hereby certify that the information given herewith is true, correct, and complete.

Name Rod Prosceno   
Position Operations Manager  
Telephone 307-527-9100  
Date 07-08-2008

**INSTRUCTIONS: Prepare in quadruplicate. First three copies to the Division of Minerals with remittance.  
Last copy for your file.**

On

RECEIVED

JUN 13 2008

Division of Minerals

STATE OF NEVADA  
 COMMISSION ON MINERAL RESOURCES  
**DIVISION OF MINERALS**  
 400 W. King Street, Suite 106  
 Carson City, Nevada 89703  
 Phone: (775) 684-7040 ! Fax (775) 684-7052

**OIL AND GAS PRODUCER=S MONTHLY REPORT**

This report to be filed before the last day of the month following the month for which production occurred. Ex: January due end of February.

Company: Blackburn Oil and Gas, LLC  
 Address: 1801 Broadway, Suite 350 Denver, CO 80202  
 Lease: Blackburn Pool: NV/CH/IW Country: Eureka County Month: May YR: 2008

LOCATION					OIL AND WATER (BBLs.)				GAS			No. Days Prod.	Status: Flowing, Pumping, Gas Lift, etc.
Well No.	Permit No.	Sec.	Twp.	Rge.	New Oil Prod.	Net Oil Sold	Gravity	Water Prod.	Tot. Gas Prod. MCF	Gas-oil ratio	Date of Test		
3	324	8	27N	52E	0	0	---	0	---	---	---	0	Shut In
10	350	8	27N	52E	450	417.53	26.6	89	---	---	---	31	Pumping
14	442	7	27N	52E	0	0	---	0	---	---	---	0	Shut In
16	458	7	27N	52E	75	79.67	26.6	2176	---	---	---	31	Pumping
18	660	7	27N	52E	759	707.23	26.6	87419	---	---	---	31	Flowing
19	724	8	27N	52E	1580	1448.28	26.6	39025	---	---	---	31	Flowing
21	802	7	27N	52E	174	154.96	26.6	26696	---	---	---	31	Flowing
<b>TOTALS</b>					<b>3038</b>	<b>2807.7</b>		<b>155,405</b>					

**OIL AND GAS PRODUCER-S MONTHLY REPORT**  
**PAGE 2**

⊥ Method of determining water production:

Shake out \_\_\_\_\_ Estimate \_\_\_\_\_ Draw off \_\_\_\_\_

(Following report is on lease basis)

No. Wells	Total amount of oil on lease at beginning of month	Actual oil produced	DISPOSITION OF OIL			Total amount oil on lease	Total capacity lease tanks
			Bbls. to pipeline	Bbls. To truck or R.R.	Name of Transporter		
7	304	3038		2808	Frind	534	1500

**GAS**

MCF used on lease --- \_\_\_\_\_ Used for Gas Lift  
MCF sold --- \_\_\_\_\_ MCF used on lease.  
MCF blown to air (difference)--- \_\_\_\_\_ MCF used on --- \_\_\_\_\_ lease.  
Gas Purchaser --- \_\_\_\_\_ MCF used on --- \_\_\_\_\_ lease.

**SUMMARY**

Barrel oil sold during month.....	_____	2808
Fee at \$0.10 per barrel sold .....	\$ _____	2808
MCF gas sold during month.....	_____	---
Fee at \$0.10 per 50,000 MCF .....	\$ _____	---
Total monies remitted herewith to Division of Minerals .....	\$ _____	280.80

**REMARKS:**

I hereby certify that the information given herewith is true, correct, and complete.

Name Rod Prosceno \_\_\_\_\_  
Position Operations Manager \_\_\_\_\_  
Telephone 307-527-9100 \_\_\_\_\_  
Date 06-03-2008 \_\_\_\_\_

**INSTRUCTIONS: Prepare in quadruplicate. First three copies to the Division of Minerals with remittance. Last copy for your file.**



RECEIVED

MAY 19 2008

Division of Minerals

STATE OF NEVADA  
COMMISSION ON MINERAL RESOURCES

**DIVISION OF MINERALS**

400 W. King Street, Suite 106

Carson City, Nevada 89703

Phone: (775) 684-7040 ! Fax (775) 684-7052

**OIL AND GAS PRODUCER=S MONTHLY REPORT**

This report to be filed before the last day of the month following the month for which production occurred. Ex: January due end of February.

Company: Blackburn Oil and Gas, LLC

Address: 1801 Broadway, Suite 350 Denver, CO 80202

Lease: Blackburn Pool: NV/CH/IW Country: Eureka County Month: April YR: 2008

LOCATION					OIL AND WATER (BBL.S.)				GAS			No. Days Prod.	Status: Flowing, Pumping, Gas Lift, etc.	
Well No.	Permit No.	Sec.	Twp.	Rge.	New Oil Prod.	Net Oil Sold	Gravity	Water Prod.	Tot. Gas Prod. MCF	Gas-oil ratio	Date of Test			
3	324	8	27N	52E	0	0	---	0	---	---	---	0	Shut In	
10	350	8	27N	52E	431	466.03	26.6	619	---	---	---	30	Pumping	
14	442	7	27N	52E	0	0	---	0	---	---	---	0	Shut In	
16	458	7	27N	52E	208	199.38	26.6	10288	---	---	---	30	Pumping	
18	660	7	27N	52E	752	814.18	26.6	82573	---	---	---	30	Flowing	
19	724	8	27N	52E	1222	1405.42	26.6	37702	---	---	---	30	Flowing	
21	802	7	27N	52E	61	101.52	26.6	17097	---	---	---	30	Flowing	
<b>TOTALS</b>					<b>2,674</b>	<b>2,986.50</b>		<b>148,279</b>						

**OIL AND GAS PRODUCER'S MONTHLY REPORT**  
**PAGE 2**

⊥ Method of determining water production:

Shake out \_\_\_\_\_ Estimate \_\_\_\_\_ Draw off \_\_\_\_\_

(Following report is on lease basis)

No. Wells	Total amount of oil on lease at beginning of month	Actual oil produced	DISPOSITION OF OIL			Total amount oil on lease	Total capacity lease tanks
			Bbls. to pipeline	Bbls. To truck or R.R.	Name of Transporter		
7	616	2674		2986	Frind	304	1500

**GAS**

MCF used on lease --- \_\_\_\_\_ Used for Gas Lift  
MCF sold --- \_\_\_\_\_ --- MCF used on lease.  
MCF blown to air (difference) --- \_\_\_\_\_ --- MCF used on --- \_\_\_\_\_ lease.  
Gas Purchaser --- \_\_\_\_\_ --- MCF used on --- \_\_\_\_\_ lease.

**SUMMARY**

Barrel oil sold during month ..... 2986.5  
Fee at \$0.10 per barrel sold ..... \$ 298.65  
MCF gas sold during month ..... ---  
Fee at \$0.10 per 50,000 MCF ..... \$ ---  
Total monies remitted herewith to Division of Minerals ..... \$ 298.65

**REMARKS:**

I hereby certify that the information given herewith is true, correct, and complete.

Name Rod Prosceno 

Position Operations Manager

Telephone 307-527-9100

Date 05-06-2008

**INSTRUCTIONS: Prepare in quadruplicate. First three copies to the Division of Minerals with remittance. Last copy for your file.**

STATE OF NEVADA  
 COMMISSION ON MINERAL RESOURCES  
**DIVISION OF MINERALS**  
 400 W. King Street, Suite 106  
 Carson City, Nevada 89703  
 Phone: (775) 684-7040 ! Fax (775) 684-7052

**RECEIVED**

*CM*

APR 17 2008

Division of Minerals

**OIL AND GAS PRODUCER=S MONTHLY REPORT**

*This report to be filed before the last day of the month following the month for which production occurred. Ex: January due end of February.*

Company: Blackburn Oil and Gas, LLC

Address: 1801 Broadway, Suite 350 Denver, CO 80202

Lease: Blackburn Pool: NV/CH/IW Country: Eureka County Month: March YR: 2008

LOCATION					OIL AND WATER (BBLs.)				GAS			No. Days Prod.	Status: Flowing, Pumping, Gas Lift, etc.	
Well No.	Permit No.	Sec.	Twp.	Rge.	New Oil Prod.	Net Oil Sold	Gravity	Water Prod. L	Tot. Gas Prod. MCF	Gas-oil ratio	Date of Test			
3	324	8	27N	52E	0	0	---	0	---	---	---	0	Shut In	
10	350	8	27N	52E	424	441.5	26.3	406	---	---	---	31	Pumping	
14	442	7	27N	52E	0	0	---	0	---	---	---	0	Shut In	
16	458	7	27N	52E	27	59.0	26.3	10403	---	---	---	31	Pumping	
18	660	7	27N	52E	774	779.3	26.3	71127	---	---	---	28	Flowing	
19	724	8	27N	52E	1792	1768.7	26.3	46768	---	---	---	31	Flowing	
21	802	7	27N	52E	249	273.4	26.3	23102	---	---	---	31	Flowing	
<b>TOTALS</b>					<b>3,266</b>	<b>3,321.9</b>		<b>151,806</b>						

**OIL AND GAS PRODUCER-S MONTHLY REPORT  
PAGE 2**

⊥ Method of determining water production:

Shake out \_\_\_\_\_ Estimate \_\_\_\_\_ Draw off \_\_\_\_\_

(Following report is on lease basis)

No. Wells	Total amount of oil on lease at beginning of month	Actual oil produced	DISPOSITION OF OIL			Total amount oil on lease	Total capacity lease tanks
			Bbls. to pipeline	Bbls. To truck or R.R.	Name of Transporter		
7	672	3266		3321.9	FrInd	616	1500

**GAS**


MCF used on lease --- \_\_\_\_\_ Used for Gas Lift  
MCF sold --- \_\_\_\_\_ --- MCF used on lease.  
MCF blown to air (difference)--- \_\_\_\_\_ --- MCF used on --- \_\_\_\_\_ lease.  
Gas Purchaser --- \_\_\_\_\_ --- MCF used on --- \_\_\_\_\_ lease.

**SUMMARY**

Barrel oil sold during month ..... 3321.9  
Fee at \$0.10 per barrel sold ..... \$ 332.19  
MCF gas sold during month..... ---  
Fee at \$0.10 per 50,000 MCF ..... \$ ---  
Total monies remitted herewith to Division of Minerals ..... \$ 332.19

**REMARKS:**

I hereby certify that the information given herewith is true, correct, and complete.

Name Rod Prosceno   
Position Operations Manager  
Telephone 307-527-9100  
Date 04-07-2008

**INSTRUCTIONS: Prepare in quadruplicate. First three copies to the Division of Minerals with remittance.  
Last copy for your file.**

STATE OF NEVADA  
 COMMISSION ON MINERAL RESOURCES  
**DIVISION OF MINERALS**  
 400 W. King Street, Suite 106  
 Carson City, Nevada 89703  
 Phone: (775) 684-7040 ! Fax (775) 684-7052

**RECEIVED**

MAR 13 2008

Division of Minerals

**OIL AND GAS PRODUCER=S MONTHLY REPORT**

*This report to be filed before the last day of the month following the month for which production occurred. Ex: January due end of February.*

Company: Blackburn Oil and Gas, LLC  
 Address: 1801 Broadway, Suite 350 Denver, CO 80202  
 Lease: Blackburn Pool: NV/CH/IW Country: Eureka County Month: February YR: 2008

LOCATION					OIL AND WATER (BBLs.)				GAS			No. Days Prod.	Status: Flowing, Pumping, Gas Lift, etc.
Well No.	Permit No.	Sec.	Twp.	Rge.	New Oil Prod.	Net Oil Sold	Gravity	Water Prod. L	Tot. Gas Prod. MCF	Gas-oil ratio	Date of Test		
3	324	8	27N	52E	0	0	---	0	---	---	---	0	Shut In
10	350	8	27N	52E	405	450.8	26.5	618	---	---	---	29	Pumping
14	442	7	27N	52E	0	0	---	0	---	---	---	0	Shut In
16	458	7	27N	52E	214	194.9	26.5	2629	---	---	---	29	Pumping
18	660	7	27N	52E	631	677.5	26.5	70542	---	---	---	29	Flowing
19	724	8	27N	52E	1325	1371.3	26.5	45108	---	---	---	29	Flowing
21	802	7	27N	52E	375	333.3	26.5	24906	---	---	---	29	Flowing

**TOTALS**

**OIL AND GAS PRODUCER-S MONTHLY REPORT  
PAGE 2**

⊥ Method of determining water production:

Shake out \_\_\_\_\_ Estimate \_\_\_\_\_ Draw off \_\_\_\_\_

(Following report is on lease basis)

No. Wells	Total amount of oil on lease at beginning of month	Actual oil produced	DISPOSITION OF OIL			Total amount oil on lease	Total capacity lease tanks
			Bbls. to pipeline	Bbls. To truck or R.R.	Name of Transporter		
7	750	2950		3028	Frind	672	1500

**GAS**


MCF used on lease --- \_\_\_\_\_ Used for Gas Lift  
MCF sold --- \_\_\_\_\_ --- MCF used on lease.  
MCF blown to air (difference)--- \_\_\_\_\_ --- MCF used on --- \_\_\_\_\_ lease.  
Gas Purchaser --- \_\_\_\_\_ --- MCF used on --- \_\_\_\_\_ lease.

**SUMMARY**

Barrel oil sold during month ..... 3027.8  
Fee at \$0.10 per barrel sold ..... \$ 302.78  
MCF gas sold during month..... ---  
Fee at \$0.10 per 50,000 MCF ..... \$ ---  
Total monies remitted herewith to Division of Minerals ..... \$ 302.78

**REMARKS:**

I hereby certify that the information given herewith is true, correct, and complete.

Name Rod Prosceno 

Position Operations Manager

Telephone 307-527-9100

Date 03-06-2008

**INSTRUCTIONS: Prepare in quadruplicate. First three copies to the Division of Minerals with remittance.  
Last copy for your file.**

STATE OF NEVADA  
 COMMISSION ON MINERAL RESOURCES  
**DIVISION OF MINERALS**  
 400 W. King Street, Suite 106  
 Carson City, Nevada 89703  
 Phone: (775) 684-7040 ! Fax (775) 684-7052

*an*  
**RECEIVED**

FEB 19 2008

Division of Minerals

**OIL AND GAS PRODUCER=S MONTHLY REPORT**

*This report to be filed before the last day of the month following the month for which production occurred. Ex: January due end of February.*

Company: Blackburn Oil and Gas, LLC  
 Address: 1801 Broadway, Suite 350 Denver, CO 80202  
 Lease: Blackburn Pool: NV/CH/IW Country: Eureka County Month: Jan - 2008 YR: 2008

LOCATION					OIL AND WATER (BBLs.)				GAS			No. Days Prod.	Status: Flowing, Pumping, Gas Lift, etc.	
Well No.	Permit No.	Sec.	Twp.	Rge.	New Oil Prod.	Net Oil Sold	Gravity	Water Prod. L	Tot. Gas Prod. MCF	Gas-oil ratio	Date of Test			
3	324	8	27N	52E	0	0	---	0	---	---	---	0	Shut In	
10	350	8	27N	52E	741	654.2	26.3	331	---	---	---	27	Pumping	
14	442	7	27N	52E	0	0	---	0	---	---	---	0	Shut In	
16	458	7	27N	52E	58	105.6	26.3	1579	---	---	---	31	Pumping	
18	660	7	27N	52E	774	880.2	26.3	88621	---	---	---	30	Flowing	
19	724	8	27N	52E	1436	1562.8	26.3	38586	---	---	---	31	Flowing	
21	802	7	27N	52E	154	146.5	26.3	13473	---	---	---	31	Flowing	
<b>TOTALS</b>					<b>3163</b>	<b>3349.3</b>		<b>142,590</b>						

**OIL AND GAS PRODUCER=S MONTHLY REPORT  
PAGE 2**

⊥ Method of determining water production:

Shake out \_\_\_\_\_ Estimate \_\_\_\_\_ Draw off \_\_\_\_\_

(Following report is on lease basis)

No. Wells	Total amount of oil on lease at beginning of month	Actual oil produced	DISPOSITION OF OIL			Total amount oil on lease	Total capacity lease tanks
			Bbls. to pipeline	Bbls. To truck or R.R.	Name of Transporter		
7	936	3163		3349.3	Frind	750	1500

**GAS**


MCF used on lease --- \_\_\_\_\_ Used for Gas Lift  
MCF sold --- \_\_\_\_\_ --- MCF used on lease.  
MCF blown to air (difference)--- \_\_\_\_\_ --- MCF used on --- \_\_\_\_\_ lease.  
Gas Purchaser --- \_\_\_\_\_ --- MCF used on --- \_\_\_\_\_ lease.

**SUMMARY**

Barrel oil sold during month ..... 3349.3  
Fee at \$0.10 per barrel sold ..... \$ 334.93  
MCF gas sold during month ..... ---  
Fee at \$0.10 per 50,000 MCF ..... \$ ---  
Total monies remitted herewith to Division of Minerals ..... \$ 334.93

**REMARKS:**

I hereby certify that the information given herewith is true, correct, and complete.

Name Rod Prosceno   
Position Operations Manager  
Telephone 307-527-9100  
Date 02-05-2008

**INSTRUCTIONS: Prepare in quadruplicate. First three copies to the Division of Minerals with remittance.  
Last copy for your file.**