

RECEIVED

JAN 26 2007

STATE OF NEVADA
 COMMISSION ON MINERAL RESOURCES
DIVISION OF MINERALS
 400 W. King Street, Suite 106
 Carson City, Nevada 89703
 Phone: (775) 687-5050 Fax (775) 687-3957

Division of Minerals

OIL AND GAS PRODUCER'S MONTHLY REPORT

This report to be filed before the last day of the month following the month for which production occurred. Ex: January due end of February.

Company: PETROLEUM CORPORATION OF NEVADA Address: P.O. BOX 1447. ELKO, NEVADA 89803

Lease: BLACKBURN Pool: W/C County: Eureka Month: DECEMBER YR 2006

LOCATION					OIL AND WATER (BBLs.)				GAS			No. Days Prod.	Status: Flowing, Pumping, Gas Lift, etc.	
Well No.	Permit No.	Sec.	Twp.	Rge.	New Oil Prod.	Net Oil Sold	Gravity	Water Prod.	Tot. Gas Prod MCF	Gas-oil ratio	Date of Test			
3	324	8	27N	52E	0	0	0	0	0	0	0	0	0	Shut In
10	350	8	27N	52E	384.65	388.65	26.6	1173	0	0	0	31	Pumping	
14	442	7	27N	52E	0	0	0	0	0	0	0	0	Shut In	
16	458	7	27N	52E	117.46	117.46	26.6	5079	0	0	0	31	Pumping	
18	660	7	27N	52E	1167.01	1188	26.6	78911	0	0	0	31	Flowing	
19	724	8	27N	52E	1396.77	1412.8	26.6	43275	0	0	0	31	Flowing	
21	802	7	27N	52E	185.57	185.57	26.6	17002	0	0	0	31	Flowing	
TOTALS					3251.46	3292.5	26.7	145440						

*Method of determining water production:

Shake out x Estimate Draw off

OIL AND GAS PRODUCER'S MONTHLY REPORT
PAGE 2

(Following report is on lease basis)

No. Wells	Total amount of oil on lease at beginning of month	Actual oil produced	DISPOSITION OF OIL			Total amount oil on lease	Total capacity lease tanks
			Bbls. To pipeline	Bbls. To truck or R.R.	Name of Transporter		
7	867	3251	0	3292	FORELAND	826	4200

GAS

MCF used on lease NONE Used for Gas Lift
MCF sold NONE NONE MCF used on lease.
MCF blown to air (difference) NONE NONE MCF used on _____ lease.
Gas Purchaser NONE NONE MCF used on _____ lease.

SUMMARY

Barrel oil sold during month	<u>3292</u>
Fee at \$0.10 per barrel sold	<u>\$329.20</u>
MCF gas sold during month	<u>NONE</u>
Fee at \$0.10 per 50,000 MCF	<u>NONE</u>
Total monies remitted herewith to Division of Minerals	<u>\$329.20</u>

REMARKS:

I hereby certify that the information given herewith is true, correct, and complete.

Name Kent Green
Position Controller
Telephone 775-333-9100
Date _____

RECEIVED

STATE OF NEVADA
 COMMISSION ON MINERAL RESOURCES
DIVISION OF MINERALS
 400 W. King Street, Suite 106
 Carson City, Nevada 89703
 Phone: (775) 687-5050 Fax (775) 687-3957

DEC 27 2006

Division of Minerals

OIL AND GAS PRODUCER'S MONTHLY REPORT

This report to be filed before the last day of the month following the month for which production occurred. Ex: January due end of February.

Company: PETROLEUM CORPORATION OF NEVADA Address: P.O. BOX 1447, ELKO, NEVADA 89803

Lease: BLACKBURN Pool: W/C County: Eureka Month: NOVEMBER YR 2006

LOCATION					OIL AND WATER (BBLs.)				GAS			No. Days Prod.	Status: Flowing, Pumping, Gas Lift, etc.	
Well No.	Permit No.	Sec.	Twp.	Rge.	New Oil Prod.	Net Oil Sold	Gravity	Water Prod.	Tot. Gas Prod MCF	Gas-oil ratio	Date of Test			
3	324	8	27N	52E	0	0	0	0	0	0	0	0	0	Shut In
10	350	8	27N	52E	432.41	397.41	26.7	1288	0	0	0	30	Pumping	
14	442	7	27N	52E	0	0	0	0	0	0	0	0	Shut In	
16	458	7	27N	52E	127.76	120.759	26.7	5396	0	0	0	30	Pumping	
18	660	7	27N	52E	1349.63	1239.63	26.7	89125	0	0	0	30	Flowing	
19	724	8	27N	52E	1581.25	1429.25	26.7	47859	0	0	0	30	Flowing	
21	802	7	27N	52E	200.77	163.765	26.7	17963	0	0	0	30	Flowing	
TOTALS					3691.82	3350.82	26.7	161631						

*Method of determining water production:

Shake out x Estimate _____ Draw off _____

OIL AND GAS PRODUCER'S MONTHLY REPORT
PAGE 2

(Following report is on lease basis)

No. Wells	Total amount of oil on lease at beginning of month	Actual oil produced	DISPOSITION OF OIL			Total amount oil on lease	Total capacity lease tanks
			Bbls. To pipeline	Bbls. To truck or R.R.	Name of Transporter		
7	526	3692	0	3351	FORELAND	867	4200

GAS

MCF used on lease NONE Used for Gas Lift
MCF sold NONE NONE MCF used on lease.
MCF blown to air (difference) NONE NONE MCF used on _____ lease.
Gas Purchaser NONE NONE MCF used on _____ lease.

SUMMARY

Barrel oil sold during month	<u>3351</u>
Fee at \$0.10 per barrel sold	<u>\$335.10</u>
MCF gas sold during month	<u>NONE</u>
Fee at \$0.10 per 50,000 MCF	<u>NONE</u>
Total monies remitted herewith to Division of Minerals	<u>\$335.10</u>

REMARKS:

I hereby certify that the information given herewith is true, correct, and complete.

Name Kent Green
Position Controller
Telephone 775-333-9100
Date 12/20/06

STATE OF NEVADA
 COMMISSION ON MINERAL RESOURCES
DIVISION OF MINERALS
 400 W. King Street, Suite 106
 Carson City, Nevada 89703
 Phone: (775) 687-5050 Fax (775) 687-3957

RECEIVED

DEC 13 2006

Division of Minerals

OIL AND GAS PRODUCER'S MONTHLY REPORT

This report to be filed before the last day of the month following the month for which production occurred. Ex: January due end of February.

Company: PETROLEUM CORPORATION OF NEVADA Address: P.O. BOX 1447, ELKO, NEVADA 89803

Lease: BLACKBURN Pool: W/C County: Eureka Month: OCTOBER YR 2006

LOCATION					OIL AND WATER (BBLs.)				GAS			No. Days Prod.	Status: Flowing, Pumping, Gas Lift, etc.	
Well No.	Permit No.	Sec.	Twp.	Rge.	New Oil Prod.	Net Oil Sold	Gravity	Water Prod.	Tot. Gas Prod MCF	Gas-oil ratio	Date of Test			
3	324	8	27N	52E	0	0	0	0	0	0	0	0	0	Shut In
10	350	8	27N	52E	452.43	517.43	26.7	632	0	0	0	31	Pumping	
14	442	7	27N	52E	0	0	0	0	0	0	0	0	Shut In	
16	458	7	27N	52E	158.16	147.156	26.7	5662	0	0	0	31	Pumping	
18	660	7	27N	52E	1393.46	1385.46	26.7	67315	0	0	0	31	Flowing	
19	724	8	27N	52E	1477.81	1551.81	26.7	67751	0	0	0	31	Flowing	
21	802	7	27N	52E	65.86	55.86	26.7	6631	0	0	0	31	Flowing	
TOTALS					3547.72	3657.72	26.7	147991						

*Method of determining water production:

Shake out x Estimate Draw off

OIL AND GAS PRODUCER'S MONTHLY REPORT
PAGE 2

(Following report is on lease basis)

No. Wells	Total amount of oil on lease at beginning of month	Actual oil produced	DISPOSITION OF OIL			Total amount oil on lease	Total capacity lease tanks
			Bbls. To pipeline	Bbls. To truck or R.R.	Name of Transporter		
7	636	3543	0	3653	FORELAND	526	4200

GAS


MCF used on lease NONE Used for Gas Lift
MCF sold NONE NONE MCF used on lease.
MCF blown to air (difference) NONE NONE MCF used on _____ lease.
Gas Purchaser NONE NONE MCF used on _____ lease.

SUMMARY

Barrel oil sold during month	3653
Fee at \$0.10 per barrel sold	\$365.30
MCF gas sold during month	NONE
Fee at \$0.10 per 50,000 MCF	NONE
Total monies remitted herewith to Division of Minerals	\$365.30

REMARKS:

I hereby certify that the information given herewith is true, correct, and complete.

Name Kent Green 
Position Controller
Telephone 775-333-9100
Date 12/8/06

STATE OF NEVADA
 COMMISSION ON MINERAL RESOURCES
DIVISION OF MINERALS
 400 W. King Street, Suite 106
 Carson City, Nevada 89703
 Phone: (775) 687-5050 Fax (775) 687-3957

RECEIVED

DEC 13 2006

Division of Minerals

OIL AND GAS PRODUCER'S MONTHLY REPORT

This report to be filed before the last day of the month following the month for which production occurred. Ex: January due end of February.

Company: PETROLEUM CORPORATION OF NEVADA Address: P.O. BOX 1447. ELKO, NEVADA 89803

Lease: BLACKBURN Pool: W/C County: Eureka Month: SEPTEMBER YR 2006

LOCATION					OIL AND WATER (BBLs.)				GAS			No. Days Prod.	Status: Flowing, Pumping, Gas Lift, etc.	
Well No.	Permit No.	Sec.	Twp.	Rge.	New Oil Prod.	Net Oil Sold	Gravity	Water Prod.	Tot. Gas Prod MCF	Gas-oil ratio	Date of Test			
3	324	8	27N	52E	0	0	0	0	0	0	0	0	0	Shut In
10	350	8	27N	52E	685.66	608.66	26.4	528	0	0	0	30	Pumping	
14	442	7	27N	52E	0	0	0	0	0	0	0	0	Shut In	
16	458	7	27N	52E	60.92	58.92	26.4	864	0	0	0	30	Pumping	
18	660	7	27N	52E	1032.25	940.25	26.4	66219	0	0	0	30	Flowing	
19	724	8	27N	52E	1514	1357	26.4	51683	0	0	0	30	Flowing	
21	802	7	27N	52E	0	0	26.4	0	0	0	0	0	Shut In	
TOTALS					3292.83	2964.83	27	119294						

*Method of determining water production:

Shake out x Estimate Draw off

OIL AND GAS PRODUCER'S MONTHLY REPORT
PAGE 2

(Following report is on lease basis)

No. Wells	Total amount of oil on lease at beginning of month	Actual oil produced	DISPOSITION OF OIL			Total amount oil on lease	Total capacity lease tanks
			Bbls. To pipeline	Bbls. To truck or R.R.	Name of Transporter		
7	308	3289	0	2961	FORELAND	636	4200

GAS

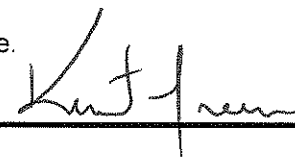
MCF used on lease NONE Used for Gas Lift
MCF sold NONE NONE MCF used on lease.
MCF blown to air (difference) NONE NONE MCF used on _____ lease.
Gas Purchaser NONE NONE MCF used on _____ lease.

SUMMARY

Barrel oil sold during month	<u>2961</u>
Fee at \$0.10 per barrel sold	<u>\$296.10</u>
MCF gas sold during month	<u>NONE</u>
Fee at \$0.10 per 50,000 MCF	<u>NONE</u>
Total monies remitted herewith to Division of Minerals	<u>\$296.10</u>

REMARKS:

I hereby certify that the information given herewith is true, correct, and complete.

Name Kent Green 
Position Controller
Telephone 775-333-9100
Date 12/3/06

STATE OF NEVADA
 COMMISSION ON MINERAL RESOURCES
DIVISION OF MINERALS
 400 W. King Street, Suite 106
 Carson City, Nevada 89703
 Phone: (775) 687-5050 Fax (775) 687-3957

RECEIVED

SEP 28 2006

Division of Minerals

OIL AND GAS PRODUCER'S MONTHLY REPORT

This report to be filed before the last day of the month following the month for which production occurred. Ex: January due end of February.

Company: PETROLEUM CORPORATION OF NEVADA Address: P.O. BOX 1447. ELKO, NEVADA 89803

Lease: BLACKBURN Pool: W/C County: Eureka Month: AUGUST YR 2006

LOCATION					OIL AND WATER (BBLs.)				GAS			No. Days Prod.	Status: Flowing, Pumping, Gas Lift, etc.	
Well No.	Permit No.	Sec.	Twp.	Rge.	New Oil Prod.	Net Oil Sold	Gravity	Water Prod.	Tot. Gas Prod MCF	Gas-oil ratio	Date of Test			
3	324	8	27N	52E	0	0	0	0	0	0	0	0	0	Shut In
10	350	8	27N	52E	577.84	616.844	26.6	725	0	0	0	31	Pumping	
14	442	7	27N	52E	0	0	0	0	0	0	0	0	Shut In	
16	458	7	27N	52E	100.91	103.912	26.6	2176	0	0	0	31	Pumping	
18	660	7	27N	52E	1128.84	1255.84	26.6	73166	0	0	0	31	Flowing	
19	724	8	27N	52E	1444.31	1609.31	26.6	45420	0	0	0	31	Flowing	
21	802	7	27N	52E	0	0	26.6	0	0	0	0	31	Shut In	
TOTALS					3251.9	3585.91	27	121487						

*Dept Green
 13.5.06
 Will be
 Dept. Dec 1st*

*Method of determining water production:

Shake out x Estimate Draw off

OIL AND GAS PRODUCER'S MONTHLY REPORT
PAGE 2

(Following report is on lease basis)

No. Wells	Total amount of oil on lease at beginning of month	Actual oil produced	DISPOSITION OF OIL			Total amount oil on lease	Total capacity lease tanks
			Bbls. To pipeline	Bbls. To truck or R.R.	Name of Transporter		
7	642	3252	0	3586	FORELAND	308	4200

GAS

MCF used on lease NONE Used for Gas Lift
MCF sold NONE NONE MCF used on lease.
MCF blown to air (difference) NONE NONE MCF used on _____ lease.
Gas Purchaser NONE NONE MCF used on _____ lease.

SUMMARY

Barrel oil sold during month	<u>3586</u>
Fee at \$0.10 per barrel sold	<u>\$358.60</u>
MCF gas sold during month	<u>NONE</u>
Fee at \$0.10 per 50,000 MCF	<u>NONE</u>
Total monies remitted herewith to Division of Minerals	<u>\$358.60</u>

REMARKS:

I hereby certify that the information given herewith is true, correct, and complete.

Name Kent Green
Position Controller
Telephone 775-333-9100
Date _____

RECEIVED

SEP 28 2006

Division of Minerals

OIL AND GAS PRODUCER'S MONTHLY REPORT
PAGE 2

(Following report is on lease basis)

No. Wells	Total amount of oil on lease at beginning of month	Actual oil produced	DISPOSITION OF OIL			Total amount oil on lease	Total capacity lease tanks
			Bbls. To pipeline	Bbls. To truck or R.R.	Name of Transporter		
7	372	3604	0	3334	FORELAND	642	4200

GAS

MCF used on lease NONE Used for Gas Lift

MCF sold NONE NONE MCF used on lease.

MCF blown to air (difference) NONE NONE MCF used on _____ lease.

Gas Purchaser NONE NONE MCF used on _____ lease.

SUMMARY

Barrel oil sold during month	<u>3334</u>
Fee at \$0.10 per barrel sold	<u>\$333.40</u>
MCF gas sold during month	<u>NONE</u>
Fee at \$0.10 per 50,000 MCF	<u>NONE</u>
Total monies remitted herewith to Division of Minerals	<u>\$333.40</u>

REMARKS:

I hereby certify that the information given herewith is true, correct, and complete.

Name Kent Green

Position Controller

Telephone 775-333-9100

Date _____

RECEIVED

JUL 31 2006

Division of Minerals

STATE OF NEVADA
 COMMISSION ON MINERAL RESOURCES
DIVISION OF MINERALS
 400 W. King Street, Suite 106
 Carson City, Nevada 89703
 Phone: (775) 687-5050 Fax (775) 687-3957

OIL AND GAS PRODUCER'S MONTHLY REPORT

This report to be filed before the last day of the month following the month for which production occurred. Ex: January due end of February.

Company: PETROLEUM CORPORATION OF NEVADA Address: P.O. BOX 1447, ELKO, NEVADA 89803

Lease: BLACKBURN Pool: W/C County: Eureka Month: JUNE YR 2006

LOCATION					OIL AND WATER (BBLs.)				GAS			No. Days Prod.	Status: Flowing, Pumping, Gas Lift, etc.	
Well No.	Permit No.	Sec.	Twp.	Rge.	New Oil Prod.	Net Oil Sold	Gravity	Water Prod.	Tot. Gas Prod MCF	Gas-oil ratio	Date of Test			
3	324	8	27N	52E	0	0	0	0	0	0	0	0	0	Shut In
10	350	8	27N	52E	705.17	764.172	28.3	1010	0	0	0	30	30	Pumping
14	442	7	27N	52E	0	0	0	0	0	0	0	0	0	Shut In
16	458	7	27N	52E	122.49	115.491	28.3	2612	0	0	0	30	30	Pumping
18	660	7	27N	52E	1219.33	1328.33	28.3	89379	0	0	0	30	30	Flowing
19	724	8	27N	52E	1600.1	1767.1	28.3	40269	0	0	0	30	30	Flowing
21	802	7	27N	52E	250	256.999	28.3	14746	0	0	0	30	30	Flowing
TOTALS					3897.09	4232.09	27	148016						

*Method of determining water production:

Shake out x Estimate Draw off

OIL AND GAS PRODUCER'S MONTHLY REPORT
PAGE 2

(Following report is on lease basis)

No. Wells	Total amount of oil on lease at beginning of month	Actual oil produced	DISPOSITION OF OIL			Total amount oil on lease	Total capacity lease tanks
			Bbls. To pipeline	Bbls. To truck or R.R.	Name of Transporter		
7	707	3897	0	4232	FORELAND	372	4200

GAS

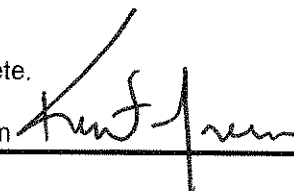
MCF used on lease NONE Used for Gas Lift
MCF sold NONE NONE MCF used on lease.
MCF blown to air (difference) NONE NONE MCF used on _____ lease.
Gas Purchaser NONE NONE MCF used on _____ lease.

SUMMARY

Barrel oil sold during month	<u>4232</u>
Fee at \$0.10 per barrel sold	<u>\$423.20</u>
MCF gas sold during month	<u>NONE</u>
Fee at \$0.10 per 50,000 MCF	<u>NONE</u>
Total monies remitted herewith to Division of Minerals	<u>\$423.20</u>

REMARKS:

I hereby certify that the information given herewith is true, correct, and complete.

Name Kent Green 
Position Controller
Telephone 775-333-9100
Date 7/24/06

RECEIVED

JUN 27 2006

Division of Minerals

STATE OF NEVADA
 COMMISSION ON MINERAL RESOURCES
DIVISION OF MINERALS
 400 W. King Street, Suite 106
 Carson City, Nevada 89703
 Phone: (775) 687-5050 Fax (775) 687-3957

OIL AND GAS PRODUCER'S MONTHLY REPORT

This report to be filed before the last day of the month following the month for which production occurred. Ex: January due end of February.

Company: PETROLEUM CORPORATION OF NEVADA Address: P.O. BOX 1447. ELKO, NEVADA 89803

Lease: BLACKBURN Pool: W/C County: Eureka Month: MAY YR 2006

LOCATION					OIL AND WATER (BBLs.)				GAS			No. Days Prod.	Status: Flowing, Pumping, Gas Lift, etc.	
Well No.	Permit No.	Sec.	Twp.	Rge.	New Oil Prod.	Net Oil Sold	Gravity	Water Prod.	Tot. Gas Prod MCF	Gas-oil ratio	Date of Test			
3	324	8	27N	52E	0	0	0	0	0	0	0	0	0	Shut In
10	350	8	27N	52E	709.33	708.328	28.3	809	0	0	0	31	Pumping	
14	442	7	27N	52E	0	0	0	0	0	0	0	0	Shut In	
16	458	7	27N	52E	26.51	27.5112	28.3	2364	0	0	0	31	Pumping	
18	660	7	27N	52E	1262.92	1323.92	28.3	100971	0	0	0	31	Flowing	
19	724	8	27N	52E	1796.99	1853.99	28.3	38293	0	0	0	31	Flowing	
21	802	7	27N	52E	175.1	150.101	28.3	24416	0	0	0	31	Flowing	
TOTALS					3970.85	4063.86	27.3	166853						

*Method of determining water production:

Shake out x Estimate _____ Draw off _____

OIL AND GAS PRODUCER'S MONTHLY REPORT
PAGE 2

(Following report is on lease basis)

No. Wells	Total amount of oil on lease at beginning of month	Actual oil produced	DISPOSITION OF OIL			Total amount oil on lease	Total capacity lease tanks
			Bbbs. To pipeline	Bbbs. To truck or R.R.	Name of Transporter		
7	800	3971	0	4064	FORELAND	707	4200

GAS


MCF used on lease NONE Used for Gas Lift
MCF sold NONE NONE MCF used on lease.
MCF blown to air (difference) NONE NONE MCF used on _____ lease.
Gas Purchaser NONE NONE MCF used on _____ lease.

SUMMARY

Barrel oil sold during month	4064
Fee at \$0.10 per barrel sold	\$406.40
MCF gas sold during month	NONE
Fee at \$0.10 per 50,000 MCF	NONE
Total monies remitted herewith to Division of Minerals	\$406.40

REMARKS:

I hereby certify that the information given herewith is true, correct, and complete.

Name Kent Green 
Position Controller
Telephone 775-333-9100
Date 6/21/06

RECEIVED

MAY 31 2006

Division of Minerals

STATE OF NEVADA
 COMMISSION ON MINERAL RESOURCES
DIVISION OF MINERALS
 400 W. King Street, Suite 106
 Carson City, Nevada 89703
 Phone: (775) 687-5050 Fax (775) 687-3957

OIL AND GAS PRODUCER'S MONTHLY REPORT

This report to be filed before the last day of the month following the month for which production occurred. Ex: January due end of February.

Company: PETROLEUM CORPORATION OF NEVADA Address: P.O. BOX 1447. ELKO, NEVADA 89803

Lease: BLACKBURN Pool: W/C County: Eureka Month: APRIL YR 2006

LOCATION					OIL AND WATER (BBLs.)				GAS			No. Days Prod.	Status: Flowing, Pumping, Gas Lift, etc.	
Well No.	Permit No.	Sec.	Twp.	Rge.	New Oil Prod.	Net Oil Sold	Gravity	Water Prod.	Tot. Gas Prod MCF	Gas-oil ratio	Date of Test			
3	324	8	27N	52E	0	0	0	0	0	0	0	0	0	Shut In
10	350	8	27N	52E	512.22	439.22	28.3	1070	0	0	0	30	Pumping	
14	442	7	27N	52E	0	0	0	0	0	0	0	0	Shut In	
16	458	7	27N	52E	24.54	39.54	28.3	2440	0	0	0	30	Pumping	
18	660	7	27N	52E	1167.96	990.96	28.3	82693	0	0	0	30	Flowing	
19	724	8	27N	52E	1539.96	1324.96	28.3	44590	0	0	0	30	Flowing	
21	802	7	27N	52E	22.96	16.96	28.3	5029	0	0	0	30	Flowing	
TOTALS					3267.64	2811.64	26.6	135822						

*Method of determining water production:

Shake out x Estimate Draw off

OIL AND GAS PRODUCER'S MONTHLY REPORT
PAGE 2

(Following report is on lease basis)

No. Wells	Total amount of oil on lease at beginning of month	Actual oil produced	DISPOSITION OF OIL			Total amount oil on lease	Total capacity lease tanks
			Bbbs. To pipeline	Bbbs. To truck or R.R.	Name of Transporter		
7	344	3268	0	2812	FORELAND	800	4200

GAS

MCF used on lease NONE Used for Gas Lift
MCF sold NONE NONE MCF used on lease.
MCF blown to air (difference) NONE NONE MCF used on _____ lease.
Gas Purchaser NONE NONE MCF used on _____ lease.

SUMMARY

Barrel oil sold during month	<u>2812</u>
Fee at \$0.10 per barrel sold	<u>\$281.20</u>
MCF gas sold during month	<u>NONE</u>
Fee at \$0.10 per 50,000 MCF	<u>NONE</u>
Total monies remitted herewith to Division of Minerals	<u>\$281.20</u>

REMARKS:

I hereby certify that the information given herewith is true, correct, and complete.

Name Kent Green *Kent Green*
Position Controller
Telephone 775-333-9100
Date 5/25/06

STATE OF NEVADA
 COMMISSION ON MINERAL RESOURCES
DIVISION OF MINERALS
 400 W. King Street, Suite 106
 Carson City, Nevada 89703
 Phone: (775) 687-5050 Fax (775) 687-3957

RECEIVED

APR 19 2006

Division of Minerals

OIL AND GAS PRODUCER'S MONTHLY REPORT

This report to be filed before the last day of the month following the month for which production occurred. Ex: January due end of February.

Company: PETROLEUM CORPORATION OF NEVADA Address: P.O. BOX 1447, ELKO, NEVADA 89803

Lease: BLACKBURN Pool: W/C County: Eureka Month: MARCH YR 2006

LOCATION					OIL AND WATER (BBLs.)				GAS			No. Days Prod.	Status: Flowing, Pumping, Gas Lift, etc.	
Well No.	Permit No.	Sec.	Twp.	Rge.	New Oil Prod.	Net Oil Sold	Gravity	Water Prod.	Tot. Gas Prod MCF	Gas-oil ratio	Date of Test			
3	324	8	27N	52E	0	0	0	0	0	0	0	0	0	Shut In
10	350	8	27N	52E	508.57	563.571	26.7	899	0	0	0	31	Pumping	
14	442	7	27N	52E	0	0	0	0	0	0	0	0	Shut In	
16	458	7	27N	52E	209.01	196.009	26.7	2250	0	0	0	31	Pumping	
18	660	7	27N	52E	1063.17	1186.17	26.7	92339	0	0	0	31	Flowing	
19	724	8	27N	52E	1568.69	1681.69	26.7	40538	0	0	0	31	Flowing	
21	802	7	27N	52E	0	0	26.7	0	0	0	0	0	Shut In	
TOTALS					3349.44	3627.43	26.6	136026						

*Method of determining water production:

Shake out x Estimate Draw off

OIL AND GAS PRODUCER'S MONTHLY REPORT
PAGE 2

(Following report is on lease basis)

No. Wells	Total amount of oil on lease at beginning of month	Actual oil produced	DISPOSITION OF OIL			Total amount oil on lease	Total capacity lease tanks
			Bbls. To pipeline	Bbls. To truck or R.R.	Name of Transporter		
7	622	3349	0	3627	FORELAND	344	4200

GAS

MCF used on lease NONE Used for Gas Lift
MCF sold NONE NONE MCF used on lease.
MCF blown to air (difference) NONE NONE MCF used on _____ lease.
Gas Purchaser NONE NONE MCF used on _____ lease.

SUMMARY

Barrel oil sold during month	<u>3627</u>
Fee at \$0.10 per barrel sold	<u>\$362.70</u>
MCF gas sold during month	<u>NONE</u>
Fee at \$0.10 per 50,000 MCF	<u>NONE</u>
Total monies remitted herewith to Division of Minerals	<u>\$362.70</u>

REMARKS:

I hereby certify that the information given herewith is true, correct, and complete.

Name Kent Green
Position Controller
Telephone 775-333-9100
Date _____

RECEIVED

APR 19 2006

Division of Minerals

STATE OF NEVADA
 COMMISSION ON MINERAL RESOURCES
DIVISION OF MINERALS
 400 W. King Street, Suite 106
 Carson City, Nevada 89703
 Phone: (775) 687-5050 Fax (775) 687-3957

OIL AND GAS PRODUCER'S MONTHLY REPORT

This report to be filed before the last day of the month following the month for which production occurred. Ex: January due end of February.

Company: PETROLEUM CORPORATION OF NEVADA Address: P.O. BOX 1447, ELKO, NEVADA 89803

Lease: BLACKBURN Pool: W/C County: Eureka Month: FEBRUARY YR 2006

LOCATION					OIL AND WATER (BBLs.)				GAS			No. Days Prod.	Status: Flowing, Pumping, Gas Lift, etc.	
Well No.	Permit No.	Sec.	Twp.	Rge.	New Oil Prod.	Net Oil Sold	Gravity	Water Prod.	Tot. Gas Prod MCF	Gas-oil ratio	Date of Test			
3	324	8	27N	52E	0	0	0	0	0	0	0	0	Pumping	
10	350	8	27N	52E	511.14	480.141	27.2	755	0	0	0	28	Pumping	
14	442	7	27N	52E	0	0	0	0	0	0	0	0	Shut In	
16	458	7	27N	52E	39.9	52.9023	27.2	1959	0	0	0	28	Pumping	
18	660	7	27N	52E	1113.18	1031.18	27.2	84691	0	0	0	28	Flowing	
19	724	8	27N	52E	1320.52	1248.52	27.2	33992	0	0	0	28	Flowing	
21	802	7	27N	52E	0	1	27.2	0	0	0	0	28	Flowing	
TOTALS					2984.74	2813.74	26.6	121397						

*Method of determining water production:

Shake out x Estimate Draw off

OIL AND GAS PRODUCER'S MONTHLY REPORT
PAGE 2

(Following report is on lease basis)

No. Wells	Total amount of oil on lease at beginning of month	Actual oil produced	DISPOSITION OF OIL			Total amount oil on lease	Total capacity lease tanks
			Bbls. To pipeline	Bbls. To truck or R.R.	Name of Transporter		
7	451	2985	0	2814	FORELAND	622	4200

GAS

MCF used on lease NONE Used for Gas Lift
MCF sold NONE NONE MCF used on lease.
MCF blown to air (difference) NONE NONE MCF used on _____ lease.
Gas Purchaser NONE NONE MCF used on _____ lease.

SUMMARY

Barrel oil sold during month	<u>2814</u>
Fee at \$0.10 per barrel sold	<u>\$281.40</u>
MCF gas sold during month	<u>NONE</u>
Fee at \$0.10 per 50,000 MCF	<u>NONE</u>
Total monies remitted herewith to Division of Minerals	<u>\$281.40</u>

REMARKS:

I hereby certify that the information given herewith is true, correct, and complete.

Name Kent Green
Position Controller
Telephone 775-333-9100
Date _____

RECEIVED

STATE OF NEVADA
 COMMISSION ON MINERAL RESOURCES
DIVISION OF MINERALS
 400 W. King Street, Suite 106
 Carson City, Nevada 89703
 Phone: (775) 687-5050 Fax (775) 687-3957

MAR 20 2006

Division of Minerals

OIL AND GAS PRODUCER'S MONTHLY REPORT

This report to be filed before the last day of the month following the month for which production occurred. Ex: January due end of February.

Company: PETROLEUM CORPORATION OF NEVADA Address: P.O. BOX 1447. ELKO, NEVADA 89803

Lease: BLACKBURN Pool: W/C County: Eureka Month: JANUARY YR 2006

LOCATION					OIL AND WATER (BBLs.)				GAS			No. Days Prod.	Status: Flowing, Pumping, Gas Lift, etc.
Well No.	Permit No.	Sec.	Twp.	Rge.	New Oil Prod.	Net Oil Sold	Gravity	Water Prod.	Tot. Gas Prod MCF	Gas-oil ratio	Date of Test		
3	324	8	27N	52E	0	0	0	0	0	0	0	31	Pumping
10	350	8	27N	52E	567.85	555.847	27	1247	0	0	0	31	Pumping
14	442	7	27N	52E	0	0	0	0	0	0	0	0	Shut In
16	458	7	27N	52E	159.74	152.745	27	2526	0	0	0	31	Pumping
18	660	7	27N	52E	1125.1	1138.1	27	93016	0	0	0	31	Flowing
19	724	8	27N	52E	1520.19	1541.19	27	40854	0	0	0	31	Flowing
21	802	7	27N	52E	8.45	16.4538	27	1216	0	0	0	31	Flowing
TOTALS					3381.33	3404.34	26.6	138859					

*Method of determining water production:

Shake out x Estimate Draw off

OIL AND GAS PRODUCER'S MONTHLY REPORT
PAGE 2

(Following report is on lease basis)

No. Wells	Total amount of oil on lease at beginning of month	Actual oil produced	DISPOSITION OF OIL			Total amount oil on lease	Total capacity lease tanks
			Bbls. To pipeline	Bbls. To truck or R.R.	Name of Transporter		
7	474	3381	0	3404	FORELAND	451	4200

GAS

MCF used on lease NONE Used for Gas Lift
MCF sold NONE NONE MCF used on lease.
MCF blown to air (difference) NONE NONE MCF used on _____ lease.
Gas Purchaser NONE NONE MCF used on _____ lease.

SUMMARY

Barrel oil sold during month	3404
Fee at \$0.10 per barrel sold	\$340.40
MCF gas sold during month	NONE
Fee at \$0.10 per 50,000 MCF	NONE
Total monies remitted herewith to Division of Minerals.	\$340.40

REMARKS:

I hereby certify that the information given herewith is true, correct, and complete.

Name Kent Green
Position Controller
Telephone 775-333-9100
Date _____