

RECEIVED

JAN 26 2004

Division of Minerals

STATE OF NEVADA
COMMISSION ON MINERAL RESOURCES
DIVISION OF MINERALS
400 W.King Street, suite 106
Carson City, Nevada 89703

COMMERCIAL AND INDUSTRIAL CLASS
GEOTHERMAL ELECTRIC PRODUCERS MONTHLY REPORT

Company: Brady Power Partners

Address: 980 Greg Street Sparks, NV 89431

Plant/Project: Brady Power Project

County: Churchill Month: December 2003

PLANT OUTPUT

Well No.	Permit No.	Gross MWH Produced	*Net MWH to SPPCo.	Million Gallons Produced	Average Temp. F
82A-11	370			100.7	332.6
27-1	437			97.0	335.6
46-1	318			79.9	276.2
46A-1	319			0.0	0.0
47A-1	315			0.0	0.0
47C-1	317			81.5	290.7
48A-1	316			97.8	279.3
Total		20,640	16,248	457.0	

This report to be filed by the end of the month following the month herein reported.

*Net MWH to SPPCo. includes net production from Unit #2, Desert Peak Plant.

I hereby certify that the information given herewith is true, correct and complete to the best of my knowledge.

Signature:



Position:

Eric Sponsler, Plant Manager

Telephone:

(775) 423-5800

Date:

January 8, 2004

STATE OF NEVADA
COMMISSION ON MINERAL RESOURCES
DIVISION OF MINERALS
400 W.King Street, suite 106
Carson City, Nevada 89703

RECEIVED
DEC 04 2003

Division of Minerals

COMMERCIAL AND INDUSTRIAL CLASS
- GEOTHERMAL ELECTRIC PRODUCERS MONTHLY REPORT

Company: Brady Power Partners

Address: 980 Greg Street Sparks, NV 89431

Plant/Project: Brady Power Project

County: Churchill Month: November 2003

PLANT OUTPUT


Well No.	Permit No.	Gross MWH Produced	*Net MWH to SPPCo.	Million Gallons Produced	Average Temp. F
82A-11	370			97.8	333.0
27-1	437			94.4	335.9
46-1	318			77.7	276.6
46A-1	319			0.0	0.0
47A-1	315			0.0	0.0
47C-1	317			79.2	291.1
48A-1	316			95.6	279.3
Total		18,826	14,592	444.7	

This report to be filed by the end of the month following the month herein reported.

*Net MWH to SPPCo. includes net production from Unit #2, Desert Peak Plant.

I hereby certify that the information given herewith is true, correct and complete to the best of my knowledge.

Signature:



Position:

Eric Sponsler, Plant Manager

Telephone:

(775) 423-5800

Date:

December 1, 2003

RECEIVED

NOV 18 2003

Division of Minerals

STATE OF NEVADA
COMMISSION ON MINERAL RESOURCES
DIVISION OF MINERALS
400 W.King Street, suite 106
Carson City, Nevada 89703

COMMERCIAL AND INDUSTRIAL CLASS
GEOTHERMAL ELECTRIC PRODUCERS MONTHLY REPORT

Company: Brady Power Partners

Address: 980 Greg Street Sparks, NV 89431

Plant/Project: Brady Power Project

County: Churchill Month: October 2003

PLANT OUTPUT

Well No.	Permit No.	Gross MWH Produced	*Net MWH to SPPCo.	Million Gallons Produced	Average Temp. F
82A-11	370			101.0	333.3
27-1	437			97.7	336.2
46-1	318			80.4	277.0
46A-1	319			0.0	0.0
47A-1	315			0.0	0.0
47C-1	317			81.9	291.5
48A-1	316			98.8	279.3
Total		15,560	11,160	459.8	

This report to be filed by the end of the month following the month herein reported.

*Net MWH to SPPCo. includes net production from Unit #2, Desert Peak Plant.

I hereby certify that the information given herewith is true, correct and complete to the best of my knowledge.

Signature:



Position:

Eric Sponsler, Plant Manager

Telephone:

(775) 423-5800

Date:

November 13, 2003

RECEIVED

OCT 07 2003

Division of Minerals

STATE OF NEVADA
COMMISSION ON MINERAL RESOURCES
DIVISION OF MINERALS
400 W.King Street, suite 106
Carson City, Nevada 89703

COMMERCIAL AND INDUSTRIAL CLASS
GEOTHERMAL ELECTRIC PRODUCERS MONTHLY REPORT

Company: Brady Power Partners

Address: 980 Greg Street Sparks, NV 89431

Plant/Project: Brady Power Project

County: Churchill Month: September 2003

PLANT OUTPUT


Well No.	Permit No.	Gross MWH Produced	*Net MWH to SPPCo.	Million Gallons Produced	Average Temp. F
82A-11	370			97.8	333.8
27-1	437			94.6	336.7
46-1	318			77.8	277.3
46A-1	319			0.0	0.0
47A-1	315			0.0	0.0
47C-1	317			79.3	291.9
48A-1	316			95.2	279.3
Total		17,423	13,176	444.7	

This report to be filed by the end of the month following the month herein reported.

*Net MWH to SPPCo. includes net production from Unit #2, Desert Peak Plant.

I hereby certify that the information given herewith is true, correct and complete to the best of my knowledge.

Signature:



Position:

Eric Sponsler, Plant Manager

Telephone:

(775) 423-5800

Date:

October 6, 2003

RECEIVED

SEP 09 2003

Division of Minerals

STATE OF NEVADA
COMMISSION ON MINERAL RESOURCES

DIVISION OF MINERALS

400 W.King Street, suite 106
Carson City, Nevada 89703

COMMERCIAL AND INDUSTRIAL CLASS
GEOTHERMAL ELECTRIC PRODUCERS MONTHLY REPORT

Company: Brady Power Partners

Address: 980 Greg Street Sparks, NV 89431

Plant/Project: Brady Power Project

County: Churchill Month: July 2003

PLANT OUTPUT

Well No.	Permit No.	Gross MWH Produced	*Net MWH to SPPCo.	Million Gallons Produced	Average Temp. F
82A-11	370			89.5	335.9
27-1	437			86.5	337.9
46-1	318			46.8	275.8
46A-1	319			0.0	0.0
47A-1	315			22.0	272.6
47C-1	317			74.6	292.3
48A-1	316			93.7	280.2
Total		15,919	12,024	413.1	

This report to be filed by the end of the month following the month herein reported.

*Net MWH to SPPCo. includes net production from Unit #2, Desert Peak Plant.

I hereby certify that the information given herewith is true, correct and complete to the best of my knowledge.

Signature:



Position:

Eric Sponsler, Plant Manager

Telephone:

(775) 423-5800

Date:

September 3, 2003

RECEIVED

AUG 08 2003

Division of Minerals

STATE OF NEVADA
COMMISSION ON MINERAL RESOURCES
DIVISION OF MINERALS
400 W.King Street, suite 106
Carson City, Nevada 89703

COMMERCIAL AND INDUSTRIAL CLASS
GEOTHERMAL ELECTRIC PRODUCERS MONTHLY REPORT

Company: Brady Power Partners

Address: 980 Greg Street Sparks, NV 89431

Plant/Project: Brady Power Project

County: Churchill Month: July 2003

PLANT OUTPUT


Well No.	Permit No.	Gross MWH Produced	*Net MWH to SPPCo.	Million Gallons Produced	Average Temp. F
82A-11	370			95.6	334.9
27-1	437			91.8	337.5
46-1	318			75.9	278.2
46A-1	319			0.0	0.0
47A-1	315			0.0	0.0
47C-1	317			77.4	292.2
48A-1	316			93.1	279.8
Total		16,874	12,792	433.7	

This report to be filed by the end of the month following the month herein reported.

*Net MWH to SPPCo. includes net production from Unit #2, Desert Peak Plant.

I hereby certify that the information given herewith is true, correct and complete to the best of my knowledge.

Signature:



Position:

Eric Sponsler, Plant Manager

Telephone:

(775) 423-5800

Date:

August 5, 2003

RECEIVED

JUL 11 2003

STATE OF NEVADA
COMMISSION ON MINERAL RESOURCES

Division of Minerals

DIVISION OF MINERALS

400 W.King Street, suite 106
Carson City, Nevada 89703

COMMERCIAL AND INDUSTRIAL CLASS
GEOTHERMAL ELECTRIC PRODUCERS MONTHLY REPORT

Company: Brady Power Partners

Address: 980 Greg Street Sparks, NV 89431

Plant/Project: Brady Power Project

County: Churchill Month: June 2003

PLANT OUTPUT


Well No.	Permit No.	Gross MWH Produced	*Net MWH to SPPCo.	Million Gallons Produced	Average Temp. F
82A-11	370			97.2	335.1
27-1	437			93.3	338.1
46-1	318			77.5	277.7
46A-1	319			0.0	0.0
47A-1	315			0.0	0.0
47C-1	317			79.0	292.5
48A-1	316			95.0	280.0
Total		17,549	13,320	442.0	

This report to be filed by the end of the month following the month herein reported.

*Net MWH to SPPCo. includes net production from Unit #2, Desert Peak Plant.

I hereby certify that the information given herewith is true, correct and complete to the best of my knowledge.

Signature:



Position:

Eric Sponsler, Plant Manager

Telephone:

(775) 423-5800

Date:

July 9, 2003

STATE OF NEVADA
COMMISSION ON MINERAL RESOURCES
DIVISION OF MINERALS
400 W.King Street, suite 106
Carson City, Nevada 89703

RECEIVED

JUN 11 2003

Division of Minerals

**COMMERCIAL AND INDUSTRIAL CLASS
GEOTHERMAL ELECTRIC PRODUCERS MONTHLY REPORT**

Company: Brady Power Partners Address: 980 Greg Street Sparks, NV 89431

Plant/Project: Brady Power Project County: Churchill Month: May 2003

PLANT OUTPUT

Well No.	Permit No.	Gross MWH Produced	*Net MWH to SPPCo.	Million Gallons Produced	Average Temp. F
82A-11	370			103.8	336.8
27-1	437			72.5	337.8
46-1	318			80.7	279.3
46A-1	319			0.0	0.0
47A-1	315			0.0	0.0
47C-1	317			82.8	292.7
48A-1	316			99.3	280.1
Total		19,075	14,856	439.2	

This report to be filed by the end of the month following the month herein reported.

*Net MWH to SPPCo. includes net production from Unit #2, Desert Peak Plant.

I hereby certify that the information given herewith is true, correct and complete to the best of my knowledge.

Signature: _____

Position: Eric Sponsler, Plant Manager

Telephone: (775) 423-5800

Date: June 9, 2003

RECEIVED

MAY 09 2003

Division of Minerals

STATE OF NEVADA
COMMISSION ON MINERAL RESOURCES
DIVISION OF MINERALS
400 W.King Street, suite 106
Carson City, Nevada 89703

COMMERCIAL AND INDUSTRIAL CLASS
GEOTHERMAL ELECTRIC PRODUCERS MONTHLY REPORT

Company: Brady Power Partners Address: 980 Greg Street Sparks, NV 89431

Plant/Project: Brady Power Project County: Churchill Month: April 2003

PLANT OUTPUT

Well No.	Permit No.	Gross MWH Produced	*Net MWH to SPPCo.	Million Gallons Produced	Average Temp. F
82A-11	370			99.5	335.9
27-1	437			82.9	338.8
46-1	318			78.1	279.1
46A-1	319			0.0	0.0
47A-1	315			0.0	0.0
47C-1	317			80.1	292.5
48A-1	316			96.7	280.4
Total		20,020	15,840	437.3	

This report to be filed by the end of the month following the month herein reported.

*Net MWH to SPPCo. includes net production from Unit #2, Desert Peak Plant.

I hereby certify that the information given herewith is true, correct and complete to the best of my knowledge.

Signature:



Position:

Eric Sponsler, Plant Manager

Telephone:

(775) 423-5800

Date:

May 6, 2003

RECEIVED

APR 07 2003

Division of Minerals

STATE OF NEVADA
COMMISSION ON MINERAL RESOURCES
DIVISION OF MINERALS
400 W.King Street, suite 106
Carson City, Nevada 89703

COMMERCIAL AND INDUSTRIAL CLASS
GEOTHERMAL ELECTRIC PRODUCERS MONTHLY REPORT

Company: Brady Power Partners Address: 980 Greg Street Sparks, NV 89431
Plant/Project: Brady Power Project County: Churchill Month: March 2003

PLANT OUTPUT

Well No.	Permit No.	Gross MWH Produced	*Net MWH to SPPCo.	Million Gallons Produced	Average Temp. F
82A-11	370			104.0	336.0
27-1	437			88.1	338.9
46-1	318			82.5	279.6
46A-1	319			0.0	0.0
47A-1	315			0.0	0.0
47C-1	317			84.0	292.7
48A-1	316			101.7	280.7
Total		20,999	16,656	460.2	

This report to be filed by the end of the month following the month herein reported.

*Net MWH to SPPCo. includes net production from Unit #2, Desert Peak Plant.

I hereby certify that the information given herewith is true, correct and complete to the best of my knowledge.

Signature:



Position:

Eric Sponsler, Plant Manager

Telephone:

(775) 423-5800

Date:

April 4, 2003

RECEIVED

MAR 20 2003

Division of Minerals

STATE OF NEVADA
COMMISSION ON MINERAL RESOURCES

DIVISION OF MINERALS

400 W.King Street, suite 106
Carson City, Nevada 89703

COMMERCIAL AND INDUSTRIAL CLASS
GEOTHERMAL ELECTRIC PRODUCERS MONTHLY REPORT

Company: Brady Power Partners Address: 980 Greg Street Sparks, NV 89431

Plant/Project: Brady Power Project County: Churchill Month: February 2003

PLANT OUTPUT

Well No.	Permit No.	Gross MWH Produced	*Net MWH to SPPCo.	Million Gallons Produced	Average Temp. F
82A-11	370			94.6	336.1
27-1	437			78.5	339.2
46-1	318			73.9	279.9
46A-1	319			0.0	0.0
47A-1	315			0.0	0.0
47C-1	317			76.6	293.0
48A-1	316			93.2	281.1
Total		#REF!	15,384	416.7	

This report to be filed by the end of the month following the month herein reported.

*Net MWH to SPPCo. includes net production from Unit #2, Desert Peak Plant.

I hereby certify that the information given herewith is true, correct and complete to the best of my knowledge.

Signature: _____



Position: Eric Sponsler, Plant Manager

Telephone: (775) 423-5800

Date: March 7, 2003

RECEIVED

FEB 14 2003

Division of Minerals

STATE OF NEVADA
COMMISSION ON MINERAL RESOURCES
DIVISION OF MINERALS
400 W.King Street, suite 106
Carson City, Nevada 89703

COMMERCIAL AND INDUSTRIAL CLASS
GEOTHERMAL ELECTRIC PRODUCERS MONTHLY REPORT

Company: Brady Power Partners Address: 980 Greg Street Sparks, NV 89431
Plant/Project: Brady Power Project County: Churchill Month: January 2003

PLANT OUTPUT


Well No.	Permit No.	Gross MWH Produced	*Net MWH to SPPCo.	Million Gallons Produced	Average Temp. F
82A-11	370			102.0	336.5
27-1	437			85.6	339.5
46-1	318			81.5	280.6
46A-1	319			0.0	0.0
47A-1	315			0.0	0.0
47C-1	317			84.2	292.7
48A-1	316			102.0	281.0
Total		16,947	16,896	455.3	

This report to be filed by the end of the month following the month herein reported.

*Net MWH to SPPCo. includes net production from Unit #2, Desert Peak Plant.

I hereby certify that the information given herewith is true, correct and complete to the best of my knowledge.

Signature:



Position:

Eric Sponsier, Plant Manager

Telephone:

(775) 423-5800

Date:

February 13, 2003