

RECEIVED

JAN 23 2002

Division of Minerals

STATE OF NEVADA
 COMMISSION ON MINERAL RESOURCES
DIVISION OF MINERALS
 400 W.King Street, suite 106
 Carson City, Nevada 89703

COMMERCIAL AND INDUSTRIAL CLASS
 GEOTHERMAL ELECTRIC PRODUCERS MONTHLY REPORT

Corrected Report 1/17/02: See shaded values below.

Company: Brady Power Partners Address: 980 Greg Street Sparks, NV 89431

Plant/Project: Brady Power Project County: Churchill Month of: December 2001

PLANT OUTPUT

Well No.	Permit No.	Gross MWH Produced	*Net MWH to SPPCo.	Million Gallons Produced	Average Temp. F
82A-11	370			106.1	341.2
27-1	437			87.6	343.0
46-1	318			83.5	277.5
46A-1	319			87.7	287.9
47A-1	315			0.0	0.0
47C-1	317			87.1	297.9
48A-1	316			0.0	0.0
Total		12,552	12,960	451.9	

This report to be filed by the end of the month following the month herein reported.

*Net MWH to SPPCo. includes net production from Unit #2, Desert Peak Plant.

I hereby certify that the information given herewith is true, correct and complete to the best of my knowledge.

Signature:

Position: Eric Sponsler, Plant Manager

Telephone: (775) 423-5800

Date: January 17, 2002

RECEIVED

DEC 12 2001

Division of Minerals

STATE OF NEVADA
COMMISSION ON MINERAL RESOURCES
DIVISION OF MINERALS
400 W. King Street, suite 106
Carson City, Nevada 89703

**COMMERCIAL AND INDUSTRIAL CLASS
GEOTHERMAL ELECTRIC PRODUCERS MONTHLY REPORT**

Company: Brady Power Partners Address: 980 Greg Street Sparks, NV 89431
Plant/Project: Brady Power Project County: Churchill Month of: November 2001

PLANT OUTPUT


Well No.	Permit No.	Gross MWH Produced	*Net MWH to SPPCo.	Million Gallons Produced	Average Temp. F
82A-11	370			71.2	342.9
27-1	437			89.0	368.9
46-1	318			84.2	282.5
46A-1	319			78.6	300.4
47A-1	315			71.9	282.0
47C-1	317			82.8	299.0
48A-1	316			0.0	0.0
Total		11,988	12,024	477.6	

This report to be filed by the end of the month following the month herein reported.

*Net MWH to SPPCo. includes net production from Unit #2, Desert Peak Plant.

I hereby certify that the information given herewith is true, correct and complete to the best of my knowledge

Signature:



Position:

Eric Sponsler, Plant Manager

Telephone:

(775) 423-5800


Date:

December 4, 2001

RECEIVED

DEC 12 2001

Division of Minerals



Brady Power Partners

(An ORMAT Group Company)

December 4, 2001

State of Nevada
Commission on Mineral Resources
Division of Minerals
400 West King Street, Suite 106
Carson City, NV 89703

Subject: Monthly Reports for Desert Peak and Brady Power Plants

As operator of the Desert Peak Geothermal Plant and the Brady Power Plant, both located in Churchill County, Nevada, Brady Power Partners (Ormat) hereby submit the Commercial and Industrial Class Geothermal Electric Producers Monthly Reports and Geothermal Subsurface Injection Monthly Reports for these facilities for the month of November 2001.

Injection testing of Desert Peak Well 22-22 continued this month for a total of 538 hours.

If you have any questions, or require further information, I can be reached at (775) 423-5800 or call Christy Morris at (775) 356-9029.

Sincerely,

A handwritten signature in black ink, appearing to read 'Eric Sponsler', with a long horizontal line extending to the right from the end of the signature.

Eric Sponsler
Plant Manager

Office:
980 Greg Street
Sparks, NV 89431-6039
Phone: (775) 356-9029
Fax: (775) 356-9039

Site:
10750 I 80 East Exit 65
Fallon, NV 89406
Phone: (775) 423-5800
Fax: (775) 423-5050

RECEIVED

NOV 14 2001

STATE OF NEVADA
COMMISSION ON MINERAL RESOURCES
DIVISION OF MINERALS
400 W. King Street, suite 106
Carson City, Nevada 89703

Div. of Minerals

**COMMERCIAL AND INDUSTRIAL CLASS
GEOTHERMAL ELECTRIC PRODUCERS MONTHLY REPORT**

Company: Brady Power Partners Address: 980 Greg Street Sparks, NV 89431
Plant/Project: Brady Power Project County: Churchill Month of: October 2001

PLANT OUTPUT


Well No.	Permit No.	Gross MWH Produced	*Net MWH to SPPCo.	Million Gallons Produced	Average Temp. F
82A-11	370			77.8	343.2
27-1	437			84.1	344.0
46-1	318			77.2	283.1
46A-1	319			77.4	293.4
47A-1	315			69.7	279.2
47C-1	317			77.4	299.4
48A-1	316			0.0	0.0
Total		10,644	10,824	463.7	

This report to be filed by the end of the month following the month herein reported.

*Net MWH to SPPCo. includes net production from Unit #2, Desert Peak Plant.

I hereby certify that the information given herewith is true, correct and complete to the best of my knowledge

Signature:



Position: Eric Sponsler, Plant Manager

Telephone: (775) 423-5800

Date: November 2, 2001

RECEIVED

OCT 10 2001

Div. of Minerals

STATE OF NEVADA
COMMISSION ON MINERAL RESOURCES
DIVISION OF MINERALS
400 W.King Street, suite 106
Carson City, Nevada 89703

**COMMERCIAL AND INDUSTRIAL CLASS
GEOTHERMAL ELECTRIC PRODUCERS MONTHLY REPORT**

Company: Brady Power Partners Address: 980 Greg Street Sparks, NV 89431
Plant/Project: Brady Power Project County: Churchill Month of: September 2001

PLANT OUTPUT

Well No.	Permit No.	Gross MWH Produced	*Net MWH to SPPCo.	Million Gallons Produced	Average Temp. F
82A-11	370			76.1	343.5
27-1	437			80.2	344.9
46-1	318			76.6	283.7
46A-1	319			78.4	289.9
47A-1	315			54.4	281.7
47C-1	317			78.2	300.0
48A-1	316			0.0	0.0
Total		10,176	10,272	443.9	

This report to be filed by the end of the month following the month herein reported.

*Net MWH to SPPCo. includes net production from Unit #2, Desert Peak Plant.

I hereby certify that the information given herewith is true, correct and complete to the best of my knowledge

Signature:



Position:

Eric Sponsler, Plant Manager

Telephone:

(775) 423-5800

Date:

October 4, 2001

RECEIVED

SEP 14 2001

Div. of Minerals

STATE OF NEVADA
COMMISSION ON MINERAL RESOURCES
DIVISION OF MINERALS
400 W.King Street, suite 106
Carson City, Nevada 89703

**COMMERCIAL AND INDUSTRIAL CLASS
GEOTHERMAL ELECTRIC PRODUCERS MONTHLY REPORT**

Company: Brady Power Partners Address: 980 Greg Street Sparks, NV 89431
Plant/Project: Brady Power Project County: Churchill Month of: August 2001

PLANT OUTPUT


Well No.	Permit No.	Gross MWH Produced	*Net MWH to SPPCo.	Million Gallons Produced	Average Temp. F
82A-11	370			72.2	345.9
27-1	437			81.4	346.2
46-1	318			71.5	284.3
46A-1	319			74.3	290.4
47A-1	315			24.9	281.7
47C-1	317			74.0	301.0
48A-1	316			0.0	0.0
Total		8,820	9,120	398.2	

This report to be filed by the end of the month following the month herein reported.

*Net MWH to SPPCo. includes net production from Unit #2, Desert Peak Plant.

I hereby certify that the information given herewith is true, correct and complete to the best of my knowledge

Signature:



Position: Eric Sponsler, Plant Manager

Telephone: (775) 423-5800

Date: September 6, 2001

RECEIVED

AUG 16 2001

Div. of Minerals

STATE OF NEVADA
COMMISSION ON MINERAL RESOURCES
DIVISION OF MINERALS
400 W.King Street, suite 106
Carson City, Nevada 89703

**COMMERCIAL AND INDUSTRIAL CLASS
GEOTHERMAL ELECTRIC PRODUCERS MONTHLY REPORT**

Company: Brady Power Partners Address: 980 Greg Street Sparks, NV 89431

Plant/Project: Brady Power Project County: Churchill Month of: July 2001

PLANT OUTPUT


Well No.	Permit No.	Gross MWH Produced	*Net MWH to SPPCo.	Million Gallons Produced	Average Temp. F
82A-11	370			69.5	347.5
27-1	437			79.4	346.7
46-1	318			69.9	284.9
46A-1	319			70.2	290.8
47A-1	315			65.6	281.7
47C-1	317			70.6	301.6
48A-1	316			0.0	0.0
Total		9,132	9,216	425.1	

This report to be filed by the end of the month following the month herein reported.

*Net MWH to SPPCo. includes net production from Unit #2, Desert Peak Plant.

I hereby certify that the information given herewith is true, correct and complete to the best of my knowledge

Signature:



Position:

Eric Sponsler, Plant Manager

Telephone:

(775) 423-5800

Date:

August 13, 2001

RECEIVED

STATE OF NEVADA
COMMISSION ON MINERAL RESOURCES
DIVISION OF MINERALS
400 W.King Street, suite 106
Carson City, Nevada 89703

JUL 19 2001
Div. of Minerals

COMMERCIAL AND INDUSTRIAL CLASS
GEOTHERMAL ELECTRIC PRODUCERS MONTHLY REPORT

Company: Brady Power Partners

Address: P.O. Box 649, Fernley, NV 89408

Plant/Project: Brady Power Project County: Churchill Month of: June 2001

PLANT OUTPUT


Well No.	Permit No.	Gross MWH Produced	*Net MWH to SPPCo.	Million Gallons Produced	Average Temp. F
82A-11	370			64.3	347.9
27-1	437			75.9	346.9
46-1	318			65.1	285.6
46A-1	319			63.4	291.3
47A-1	315			58.6	281.9
47C-1	317			64.4	302.1
48A-1	316			0.0	0.0
Total		8,988	9,192	391.7	

This report to be filed by the end of the month following the month herein reported.

*Net MWH to SPPCo. includes net production from Unit #2, Desert Peak Plant.

I hereby certify that the information given herewith is true, correct and complete to the best of my knowledge.

Signature: _____



Position: Eric Sponsler, Plant Manager

Telephone: (775) 423-5800

Date: July 18 2001

STATE OF NEVADA
 COMMISSION ON MINERAL RESOURCES
DIVISION OF MINERALS
 400 W.King Street, suite 106
 Carson City, Nevada 89703

**COMMERCIAL AND INDUSTRIAL CLASS
 GEOTHERMAL ELECTRIC PRODUCERS MONTHLY REPORT**

Company: Brady Power Partners

Address: P.O. Box 649, Fernley, NV 89408

Plant/Project: Brady Power Project County: Churchill Month of: May 2001

PLANT OUTPUT

Well No.	Permit No.	Gross MWH Produced	*Net MWH to SPPCo.	Million Gallons Produced	Average Temp. F
82A-11	370			66.0	348.6
27-1	437			78.2	346.8
46-1	318			66.3	285.2
46A-1	319			64.6	289.4
47A-1	315			39.7	283.8
47C-1	317			65.4	303.3
48A-1	316			0.0	0.0
Total		9,492	9,624	380.2	

This report to be filed by the end of the month following the month herein reported.

*Net MWH to SPPCo. includes net production from Unit #2, Desert Peak Plant.

I hereby certify that the information given herewith is true, correct and complete to the best of my knowledge.

Signature: 

Position: Eric Sponsler, Plant Manager

Telephone: (775) 423-5800

Date: June 2001

STATE OF NEVADA
 COMMISSION ON MINERAL RESOURCES
DIVISION OF MINERALS
 400 W.King Street, suite 106
 Carson City, Nevada 89703

**COMMERCIAL AND INDUSTRIAL CLASS
 GEOTHERMAL ELECTRIC PRODUCERS MONTHLY REPORT**

Company: Brady Power Partners

Address: P.O. Box 649, Fernley, NV 89408

Plant/Project: Brady Power Project County: Churchill Month of: April 2001


PLANT OUTPUT

Well No.	Permit No.	Gross MWH Produced	*Net MWH to SPPCo.	Million Gallons Produced	Average Temp. F
82A-11	370			65.4	347.1
27-1	437			76.5	346.3
46-1	318			66.3	346.3
46A-1	319			64.9	289.8
47A-1	315			0.0	0.0
47C-1	317			64.7	303.6
48A-1	316			0.0	0.0
Total		9,672	10,296	337.8	

This report to be filed by the end of the month following the month herein reported.

*Net MWH to SPPCo. includes net production from Unit #2, Desert Peak Plant.

I hereby certify that the information given herewith is true, correct and complete to the best of my knowledge.

Signature: 

Position: Eric Sponsler, Plant Manager

Telephone: (775) 423-5800

Date: May 2, 2001

RECEIVED

APR 25 2001

Div. of Minerals

STATE OF NEVADA
COMMISSION ON MINERAL RESOURCES
DIVISION OF MINERALS
400 W.King Street, suite 106
Carson City, Nevada 89703

**COMMERCIAL AND INDUSTRIAL CLASS
GEOTHERMAL ELECTRIC PRODUCERS MONTHLY REPORT**

Company: Brady Power Partners

Address: P.O. Box 649, Fernley, NV 89408

Plant/Project: Brady Power Project County: Churchill Month of: March 2001

PLANT OUTPUT

Well No.	Permit No.	Gross MWH Produced	*Net MWH to SPPCo.	Million Gallons Produced	Average Temp. F
82A-11	370			69.3	347.5
27-1	437			80.1	345.9
46-1	318			45.9	345.9
46A-1	319			69.1	288.8
47A-1	315			0.0	0.0
47C-1	317			69.6	302.6
48A-1	316			25.5	291.8
Total		10,260	10,992	359.6	

This report to be filed by the end of the month following the month herein reported.

*Net MWH to SPPCo. includes net production from Unit #2, Desert Peak Plant.

I hereby certify that the information given herewith is true, correct and complete to the best of my knowledge.

Signature: 

Position: Eric Sponsler, Plant Manager

Telephone: (775) 423-5800

Date: April 2, 2001

RECEIVED

MAR 21 2001

STATE OF NEVADA
 COMMISSION ON MINERAL RESOURCES
DIVISION OF MINERALS

Div. of Minerals

400 W.King Street, suite 106
 Carson City, Nevada 89703

COMMERCIAL AND INDUSTRIAL CLASS
 GEOTHERMAL ELECTRIC PRODUCERS MONTHLY REPORT

Company: Brady Power Partners

Address: P.O. Box 649, Fernley, NV 89408

Plant/Project: Brady Power Project County: Churchill Month of: February 2001

PLANT OUTPUT

Well No.	Permit No.	Gross MWH Produced	*Net MWH to SPPCo.	Million Gallons Produced	Average Temp. F
82A-11	370			68.0	346.8
27-1	437			49.4	348.7
46-1	318			35.4	349.0
46A-1	319			79.2	287.0
47A-1	315			0.0	0.0
47C-1	317			78.3	300.5
48A-1	316			79.9	289.9
Total		8,436	9,552	390.3	

This report to be filed by the end of the month following the month herein reported.

*Net MWH to SPPCo. includes net production from Unit #2, Desert Peak Plant.

I hereby certify that the information given herewith is true, correct and complete to the best of my knowledge.

Signature: 

Position: Eric Sponsler, Plant Manager

Telephone: (775) 423-5800

Date: March 1, 2001

Brady Power Project
February 2001 Plant Data Report

Div. of Minerals

	This Month		Year-to-Date
Gross Gen. U1 + Net Gen U2	12,578	MWH	27,969
Avg Gross Gen.U1+Net Gen U2	18.72	MW	19.71
Unit #1 Station Service	3,026	MWH	6,633
Unit #1 Average Station Service	4.50	MW	4.68
Unit #1 Net Generation	5,410	MWH	12,411
Unit #1 Average Net Generation	8.28	MW	17.74
Unit #1 Gross Generation	8,436	MWH	19,044
Unit #1 Average Gross Generation	12.60	MW	13.31
Unit #2 Net Generation	4,142	MWH	8,925
Unit #2 Average Net Generation	6.25	MW	12.67
Unit #1 + #2 Net Generation	9,552	MWH	21,336
Unit #1 + #2 Average Net Generation	14.21	MW	14.12
Unit #1 + #2 Planned Outage Generation	832.92	MWH	832.92
Unit #1 + #2 Planned Outage Hours	44.50	Hours	44.50
Unit #1 + #2 Forced Outage Generation	169.15	MWH	169.15
Unit #1 + #2 Forced Outage Hours	11.90	Hours	11.90
Unit #1 + #2 Maintenance Outage Hours	0.00	Hours	0.00
Unit #1 + #2 Maintenance Hours Generation	0.00	Hours	0.00
Total Outage Generation	1002.07	MWH	1,002.07
Total Outage Hours	56.40	Hours	56.40
Plant Availability Factor	97.90	%	98.95
Gen. #1-4 Period Hours	2,688.00	Hours	5,664.00
Gen. #1-4 Service Hours	2,631.60	Hours	5,607.60
Unit #1 Average Plant Temperature	311.44	°F	623.92
Unit #1 Total Production	2,962	MMlb.	5,938
Unit #1 Total Production	390.3	MMgal	786.5
Gilroy Foods Usage	9.27	MMgal	19.95

Comments:

Production wells in service were 27-1, 46-1, 46A-1, 47C-1, 48A-1 and 82A-11.

Lost generation from lowering of pumps in wells 27-1, 82A-11, 46-1, 46A-1 and 47C-1

Injection wells in service this month were 18B-31, 18D-31, 73-25 and 61-25.

Gilroy Foods received injectate throughout the month.

2/20: Plant trip for 1:38 hrs due to SPPC line loss.

2/22: Plant down for maintenance, 8:35 hrs.

STATE OF NEVADA
COMMISSION ON MINERAL RESOURCES
DIVISION OF MINERALS
400 W.King Street, suite 106
Carson City, Nevada 89703

RECEIVED

FEB 12 2001

Div. of Minerals

COMMERCIAL AND INDUSTRIAL CLASS
GEOTHERMAL ELECTRIC PRODUCERS MONTHLY REPORT

Company: Brady Power Partners

Address: P.O. Box 649, Fernley, NV 89408

Plant/Project: Brady Power Project County: Churchill Month of: January 2001

PLANT OUTPUT

Well No.	Permit No.	Gross MWH Produced	*Net MWH to SPPCo.	Million Gallons Produced	Average Temp. F
82A-11	370			74.7	344.5
27-1	437			84.0	344.0
46-1	318			0.0	0.0
46A-1	319			79.2	287.0
47A-1	315			0.0	0.0
47C-1	317			78.3	300.5
48A-1	316			79.9	289.9
Total		10,608	11,784	396.2	

This report to be filed by the end of the month following the month herein reported.

*Net MWH to SPPCo. includes net production from Unit #2, Desert Peak Plant.

I hereby certify that the information given herewith is true, correct and complete to the best of my knowledge.

Signature: Missy Payne

Position: Missy Payne, Agent for Brady Power Partners

Telephone: (775) 425-2052

Date: February 2, 2001