

RECEIVED

JAN 31 2007

STATE OF NEVADA
 DEPARTMENT OF BUSINESS AND INDUSTRY
DIVISION OF MINERALS
 400 W. King Street, Suite 106
 Carson City, Nevada 89710
 (775) 885-5050

Division of Minerals

Orig-NDOM
 Dup-NBM&G
 Trip-DWR
 Quad-DEP

REPORT OF GEOTHERMAL SUBSURFACE INJECTIONS

Producer: AMOR IX, Month of: December, 2006

Address: 5500 SODA LAKE ROAD FALLON, NEVADA 89406

Show each injection well separately. File not later than the last day of the month for the preceding month.

Field and Lease Name	Well #	Geothermal Fluids Injected			Injection Pressure	Reservoir Depth & Formation
		Gallons Per Day	Gallons Per Month	Average Temp.		
SODA LAKE KGRA	45-28	2,500,800	12,493,600	167	90	
SODA LAKE KGRA	87-29	2,604,000	80,723,100	161	7	
SODA LAKE KGRA	64-33	0	0	0	0	
SODA LAKE KGRA	81-33	1,634,100	50,592,000	165	0	
SODA LAKE KGRA	77-29	1,860,400	57,673,200	160	35	
Total Gallons Injected			201,481,900			

I certify this information to be true, correct, and complete and that no pertinent matter inquired about in this report has been omitted.

Submitted for: AMOR IX by Constellation Operating Services, Operator

Signature: 

Print Name: Greg Champneys

Position: O and M Manager

Date: January 29, 2007

STATE OF NEVADA
DEPARTMENT OF BUSINESS AND INDUSTRY
DIVISION OF MINERALS
400 W. King Street, Suite 106
Carson City, Nevada 89710
(775) 885-5050

Orig-NDOM
Dup-NBM&G
Tripl-DWR
Quad-DEP
RECEIVED
DEC 13 2006

REPORT OF GEOTHERMAL SUBSURFACE INJECTIONS

Division of Minerals

Producer: AMOR IX, Month of: November, 2006


Address: 5500 SODA LAKE ROAD FALLON, NEVADA 89406

Show each injection well separately. File not later than
the last day of the month for the preceding month.

Field and Lease Name	Well #	Geothermal Fluids Injected			Injection Pressure	Reservoir Depth & Formation
		Gallons Per Day	Gallons Per Month	Average Temp.		
SODA LAKE KGRA	45-28	0	0	0	0	
SODA LAKE KGRA	87-29	2,975,100	92,592,000	159	7	
SODA LAKE KGRA	64-33	0	0	0	0	
SODA LAKE KGRA	81-33	1,656,000	48,411,000	165	0	
SODA LAKE KGRA	77-29	1,946,400	56,644,000	159	34	
Total Gallons Injected			197,667,000			

I certify this information to be true, correct, and complete and that no pertinent matter inquired about in this report has been omitted.

Submitted for: AMOR IX by Constellation Operating Services, Operator

Signature: 

Print Name: Greg Champneys

Position: O and M Manager

Date: December 11, 2006

STATE OF NEVADA
DEPARTMENT OF BUSINESS AND INDUSTRY
DIVISION OF MINERALS
400 W. King Street, Suite 106
Carson City, Nevada 89710
(775) 885-5050

Orig-NDOM
Dup-NBM&G
Trip-~~NR~~
Quad-DEP

RECEIVED

NOV 29 2006

REPORT OF GEOTHERMAL SUBSURFACE INJECTIONS

Division of Minerals

Producer: AMOR IX, Month of: October, 2006


Address: 5500 SODA LAKE ROAD FALLON, NEVADA 89406

Show each injection well separately. File not later than
the last day of the month for the preceding month.

Field and Lease Name	Well #	Geothermal Fluids Injected			Injection Pressure	Reservoir Depth & Formation
		Gallons Per Day	Gallons Per Month	Average Temp.		
SODA LAKE KGRA	45-28	715,350	1,430,700	167	100	
SODA LAKE KGRA	87-29	2,975,100	92,228,100	157	6	
SODA LAKE KGRA	64-33	0	0	0	0	
SODA LAKE KGRA	81-33	1,656,000	51,336,000	169	0	
SODA LAKE KGRA	77-29	1,946,400	60,338,400	157	33	
Total Gallons Injected			205,333,200			

I certify this information to be true, correct, and complete and that no pertinent matter inquired about in this report has been omitted.

Submitted for: AMOR IX by Constellation Operating Services, Operator

Signature: 

Print Name: Greg Champneys

Position: O and M Manager

Date: November 21, 2006

RECEIVED

OCT 30 2006

STATE OF NEVADA
 DEPARTMENT OF BUSINESS AND INDUSTRY
DIVISION OF MINERALS
 400 W. King Street, Suite 106
 Carson City, Nevada 89710
 (775) 885-5050

Division of Minerals

Orig-NDOM
 Dup-NBM&G
 Trip-DWR
 Quad-DEP

REPORT OF GEOTHERMAL SUBSURFACE INJECTIONS

Producer: AMOR IX, Month of: September, 2006

Address: 5500 SODA LAKE ROAD FALLON, NEVADA 89406

Show each injection well separately. File not later than the last day of the month for the preceding month.

Field and Lease Name	Well #	Geothermal Fluids Injected			Injection Pressure	Reservoir Depth & Formation
		Gallons Per Day	Gallons Per Month	Average Temp.		
SODA LAKE KGRA	45-28	1,340,200	1,340,200	169	105	
SODA LAKE KGRA	87-29	3,091,200	85,626,200	163	7	
SODA LAKE KGRA	64-33	0	0	0	0	
SODA LAKE KGRA	81-33	1,586,400	44,710,000	168	0	
SODA LAKE KGRA	77-29	1,891,200	53,134,800	164	38	
Total Gallons Injected			184,811,200			

I certify this information to be true, correct, and complete and that no pertinent matter inquired about in this report has been omitted.

Submitted for: AMOR IX by Constellation Operating Services, Operator

Signature: 

Print Name: Greg Champneys

Position: O and M Manager

Date: October 26, 2006

RECEIVED

OCT 30 2006

Division of Minerals

Soda Lake (AMOR IX) Power Plant

5500 Soda Lake Road

Fallon, NV 89406

PHONE: 775-867-5093

FAX: 775-867-4991

October 26, 2006

Ms. Linda Wells
Program Assistant IV
State of Nevada
Department of Business and Industry
Division of Minerals
400 West King Street
Suite No. 106
Carson City, NV 89710

**Re: Soda Lake Geothermal Power Plant
September 2006 - Monthly Report**

Dear Ms. Wells:

Enclosed, find the monthly report of Geothermal Subsurface Injections and Geothermal Electric Producers Reports for the above referenced facility.

If you have any questions or comments, please do not hesitate to call me at (775) 867-5093 Ext. 223.

Sincerely,



Greg Champneys
O & M Manager

Enclosures

cc: 46.40.404.30.180

SEP 27 2006

STATE OF NEVADA
 DEPARTMENT OF BUSINESS AND INDUSTRY
DIVISION OF MINERALS
 400 W. King Street, Suite 106
 Carson City, Nevada 89710
 (775) 885-5050

Division of Minerals
 Orig-NDOM
 Dup-NBM&G
 Trip-DWR
 Quad-DEP

REPORT OF GEOTHERMAL SUBSURFACE INJECTIONS

Producer: AMOR IX, Month of: August, 2006

Address: 5500 SODA LAKE ROAD FALLON, NEVADA 89406

Show each injection well separately. File not later than
 the last day of the month for the preceding month.

Field and Lease Name	Well #	Geothermal Fluids Injected			Injection Pressure	Reservoir Depth & Formation
		Gallons Per Day	Gallons Per Month	Average Temp.		
SODA LAKE KGRA	45-28	2,064,000	6,991,800	160	106	
SODA LAKE KGRA	87-29	3,072,000	85,593,600	163	6	
SODA LAKE KGRA	64-33	0	0	0	0	
SODA LAKE KGRA	81-33	1,629,600	50,517,600	169	0	
SODA LAKE KGRA	77-29	1,874,400	58,106,400	164	41	
Total Gallons Injected			201,209,400			

I certify this information to be true, correct, and complete and that no pertinent matter inquired about in this report has been omitted.

Submitted for: AMOR IX by Constellation Operating Services, Operator

Signature: 

Print Name: Greg Champneys

Position: O and M Manager

Date: September 25, 2006

STATE OF NEVADA
DEPARTMENT OF BUSINESS AND INDUSTRY
DIVISION OF MINERALS
400 W. King Street, Suite 106
Carson City, Nevada 89710
(775) 885-5050

Orig-NDOM
Dup-NBM&G
Trip-DWR
Quad-DWR

RECEIVED

AUG 11 2006

REPORT OF GEOTHERMAL SUBSURFACE INJECTIONS

Division of Minerals

Producer: AMOR IX, Month of: July, 2006

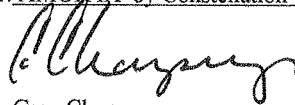
Address: 5500 SODA LAKE ROAD FALLON, NEVADA 89406

Show each injection well separately. File not later than
the last day of the month for the preceding month.

		Geothermal Fluids Injected				
Field and Lease Name	Well #	Gallons Per Day	Gallons Per Month	Average Temp.	Injection Pressure	Reservoir Depth & Formation
SODA LAKE KGRA	45-28	553,800	553,800	164	89	
SODA LAKE KGRA	87-29	3,028,800	96,825,600	168	6	
SODA LAKE KGRA	64-33	0	0	0	0	
SODA LAKE KGRA	81-33	1,620,000	47,169,600	168	0	
SODA LAKE KGRA	77-29	1,881,600	55,279,200	168	42	
Total Gallons Injected			199,828,200			

I certify this information to be true, correct, and complete and that no pertinent matter inquired about in this report has been omitted.

Submitted for: AMOR IX by Constellation Operating Services, Operator

Signature: 

Print Name: Greg Champneys

Position: O and M Manager

Date: August 09, 2006

RECEIVED

JUL 13 2006

STATE OF NEVADA
 DEPARTMENT OF BUSINESS AND INDUSTRY
DIVISION OF MINERALS
 400 W. King Street, Suite 106
 Carson City, Nevada 89710
 (775) 885-5050

Division of Minerals

Orig-NDOM
 Dup-NBM&G
 Trip-DWR
 Quad-DEP

REPORT OF GEOTHERMAL SUBSURFACE INJECTIONS

Producer: AMOR IX , Month of: June, 2006

Address: 5500 SODA LAKE ROAD FALLON, NEVADA 89406

Show each injection well separately. File not later than the last day of the month for the preceding month.

Field and Lease Name	Well #	Geothermal Fluids Injected			Injection Pressure	Reservoir Depth & Formation
		Gallons Per Day	Gallons Per Month	Average Temp.		
SODA LAKE KGRA	45-28	0	0	0	0	
SODA LAKE KGRA	87-29	3,028,800	90,864,000	168	6	
SODA LAKE KGRA	64-33	0	0	0	0	
SODA LAKE KGRA	81-33	1,620,000	48,600,000	168	0	
SODA LAKE KGRA	77-29	1,881,600	56,448,000	168	42	
			<i>request total gal cell 7/25/06 ev</i>			

I certify this information to be true, correct, and complete and that no pertinent matter inquired about in this report has been omitted.

Submitted for: AMOR IX by Constellation Operating Services, Operator

Signature: *Greg Champneys*

Print Name: Greg Champneys

Position: O and M Manager

Date: July 12, 2006

JUN 21 2006

Division of Minerals

STATE OF NEVADA
 DEPARTMENT OF BUSINESS AND INDUSTRY
DIVISION OF MINERALS
 400 W. King Street, Suite 106
 Carson City, Nevada 89710
 (775) 885-5050

Orig-NDOM
 Dup-NBM&G
 Trip-DWR
 Quad-DEP

REPORT OF GEOTHERMAL SUBSURFACE INJECTIONS

Producer: AMOR IX, Month of: May, 2006

Address: 5500 SODA LAKE ROAD FALLON, NEVADA 89406

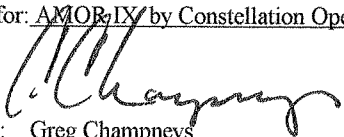
Show each injection well separately. File not later than the last day of the month for the preceding month.

Field and Lease Name	Well #	Geothermal Fluids Injected			Injection Pressure	Reservoir Depth & Formation
		Gallons Per Day	Gallons Per Month	Average Temp.		
SODA LAKE KGRA	45-28	0	0	0	0	
SODA LAKE KGRA	87-29	3,214,900	99,662,600	157	6	
SODA LAKE KGRA	64-33	0	0	0	0	
SODA LAKE KGRA	81-33	1,469,100	45,542,800	171	1	
SODA LAKE KGRA	77-29	1,728,900	53,597,000	159	34	

I certify this information to be true, correct, and complete and that no pertinent matter inquired about in this report has been omitted.

Submitted for: AMOR IX by Constellation Operating Services, Operator

Signature:



Print Name: Greg Champneys

Position: O and M Manager

Date: June 20, 2006

RECEIVED

JUN 01 2006

STATE OF NEVADA
 DEPARTMENT OF BUSINESS AND INDUSTRY
DIVISION OF MINERALS
 400 W. King Street, Suite 106
 Carson City, Nevada 89710
 (775) 885-5050

Division of Minerals
 Orig-NDOM
 Dup-NBM&G
 Trip-DWR
 Quad-DEP

REPORT OF GEOTHERMAL SUBSURFACE INJECTIONS

Producer: AMOR IX, Month of: April, 2006

Address: 5500 SODA LAKE ROAD FALLON, NEVADA 89406

Show each injection well separately. File not later than the last day of the month for the preceding month.

Field and Lease Name	Well #	Geothermal Fluids Injected			Injection Pressure	Reservoir Depth & Formation
		Gallons Per Day	Gallons Per Month	Average Temp.		
SODA LAKE KGRA	45-28	0	0	0	0	
SODA LAKE KGRA	87-29	3,172,600	96,480,000	152	5	
SODA LAKE KGRA	64-33	0	0	0	0	
SODA LAKE KGRA	81-33	1,624,800	46,800,000	167	0	
SODA LAKE KGRA	77-29	1,776,800	55,296,000	156	32	

I certify this information to be true, correct, and complete and that no pertinent matter inquired about in this report has been omitted.

Submitted for: AMOR IX by Constellation Operating Services, Operator

Signature: 

Print Name: Greg Champneys

Position: O and M Manager

Date: May 18, 2006

STATE OF NEVADA
DEPARTMENT OF BUSINESS AND INDUSTRY
DIVISION OF MINERALS
400 W. King Street, Suite 106
Carson City, Nevada 89710
(775) 885-5050

Orig-NDOM
Dup-NBM&G

Trip-DWR
Quad-DWR
RECEIVED

APR 17 2006

REPORT OF GEOTHERMAL SUBSURFACE INJECTIONS

Division of Minerals

Producer: AMOR IX, Month of: March, 2006


Address: 5500 SODA LAKE ROAD FALLON, NEVADA 89406

Show each injection well separately. File not later than
the last day of the month for the preceding month.

Field and Lease Name	Well #	Geothermal Fluids Injected			Injection Pressure	Reservoir Depth & Formation
		Gallons Per Day	Gallons Per Month	Average Temp.		
SODA LAKE KGRA	45-28	1,232,900	3,698,900	146	57	
SODA LAKE KGRA	87-29	3,172,600	95,178,100	144	5	
SODA LAKE KGRA	64-33	0	0	0	0	
SODA LAKE KGRA	81-33	1,624,800	50,368,800	160	0	
SODA LAKE KGRA	77-29	1,776,800	55,080,000	147	28	

I certify this information to be true, correct, and complete and that no pertinent matter inquired about in this report has been omitted.

Submitted for: AMOR IX by Constellation Operating Services, Operator

Signature: 

Print Name: Greg Champneys

Position: O and M Manager

Date: April 13, 2006

RECEIVED

MAR 16 2006

STATE OF NEVADA
 DEPARTMENT OF BUSINESS AND INDUSTRY
DIVISION OF MINERALS
 400 W. King Street, Suite 106
 Carson City, Nevada 89710
 (775) 885-5050

Division of Minerals
 Orig-NDOM
 Dup-NBM&G
 Trip-DWR
 Quad-DEP

REPORT OF GEOTHERMAL SUBSURFACE INJECTIONS

Producer: AMOR IX, Month of: February, 2006

Address: 5500 SODA LAKE ROAD FALLON, NEVADA 89406

Show each injection well separately. File not later than the last day of the month for the preceding month.

Field and Lease Name	Well #	Geothermal Fluids Injected			Injection Pressure	Reservoir Depth & Formation
		Gallons Per Day	Gallons Per Month	Average Temp.		
SODA LAKE KGRA	45-28	0	0	0	0	
SODA LAKE KGRA	87-29	3,033,600	84,940,800	144	7	
SODA LAKE KGRA	64-33	0	0	0	0	
SODA LAKE KGRA	81-33	1,610,400	45,091,200	160	0	
SODA LAKE KGRA	77-29	1,953,600	54,700,800	168	43	

I certify this information to be true, correct, and complete and that no pertinent matter inquired about in this report has been omitted.

Submitted for: AMOR IX by Constellation Operating Services, Operator

Signature:

Print Name: Greg Champneys

Position: O and M Manager

Date: March 13, 2006

STATE OF NEVADA
DEPARTMENT OF BUSINESS AND INDUSTRY
DIVISION OF MINERALS
400 W. King Street, Suite 106
Carson City, Nevada 89710
(775) 885-5050

Orig-NDOM
Dup-NBM&G
Trip-DWR
RECEIVED
FEB 16 2006

REPORT OF GEOTHERMAL SUBSURFACE INJECTIONS

Producer: AMOR IX, Month of: January, 2006 Division of Minerals

Address: 5500 SODA LAKE ROAD FALLON, NEVADA 89406

Show each injection well separately. File not later than
the last day of the month for the preceding month.

Field and Lease Name	Well #	Geothermal Fluids Injected			Injection Pressure	Reservoir Depth & Formation
		Gallons Per Day	Gallons Per Month	Average Temp.		
SODA LAKE KGRA	45-28	1,255,200	20,606,200	176	42	
SODA LAKE KGRA	87-29	2,886,800	89,490,500	167	7	
SODA LAKE KGRA	64-33	0	0	0	0	
SODA LAKE KGRA	81-33	1,735,200	53,791,200	169	0	
SODA LAKE KGRA	77-29	1,744,800	54,088,800	169	43	

Remarks: 45-28 was only in service for five days this month.

I certify this information to be true, correct, and complete and that no pertinent matter inquired about in this report has been omitted.

Submitted for: AMOR IX by Constellation Operating Services, Operator

Signature: 

Print Name: Greg Champneys

Position: O and M Manager

Date: February 10, 2006

Soda Lake (AMOR IX) Power Plant

5500 Soda Lake Road

Fallon, NV 89406

PHONE: 775-867-5093

FAX: 775-867-4991

RECEIVED

FEB 16 2006

Division of Minerals

February 10, 2006

Ms. Linda Wells
Program Assistant IV
State of Nevada
Department of Business and Industry
Division of Minerals
400 West King Street
Suite No. 106
Carson City, NV 89710

**Re: Soda Lake Geothermal Power Plant
January 2006 - Monthly Report**

Dear Ms. Wells:

Enclosed, find the monthly report of Geothermal Subsurface Injections and Geothermal Electric Producers Reports for the above referenced facility.

If you have any questions or comments, please do not hesitate to call me at (775) 867-5093 Ext. 223.

Sincerely,



Greg Champneys
O & M Manager

Enclosures

cc: 46.40.404.30.160