

STATE OF NEVADA
 DEPARTMENT OF BUSINESS AND INDUSTRY
DIVISION OF MINERALS
 400 W. King Street, Suite 106
 Carson City, Nevada 89710
 (775) 885-5050

Orig-NDOM
 Dup-NBM&G
 Trip-DWR
 Quad-DEP
RECEIVED

JAN 21 2003

REPORT OF GEOTHERMAL SUBSURFACE INJECTIONS

Producer: AMOR IX, Month of: December 2002
Division of Minerals

Address: 5500 SODA LAKE ROAD FALLON, NEVADA 89406


Show each injection well separately. File not later than
 the last day of the month for the preceding month.

Field and Lease Name	Well #	Geothermal Fluids Injected			Injection Pressure	Reservoir Depth & Formation
		Gallons Per Day	Gallons Per Month	Average Temp.		
SODA LAKE KGRA	45-28	602,058	18,663,800	161	1	
SODA LAKE KGRA	87-29	1,558,690	48,319,400	161	7	
SODA LAKE KGRA	64-33	504,490	15,639,200	161	125	
SODA LAKE KGRA	81-33	1,260,000	39,060,000	170	0	
SODA LAKE KGRA	77-29	1,530,132	47,434,100	160	32	

Remarks:

I certify this information to be true, correct, and complete and that no pertinent matter inquired about in this report has been omitted.

Submitted for: AMOR IX by Constellation Operating Services, Operator

Signature: 

Print Name: Monte C. Morrison

Position: Plant Manager

Date: January 14, 2003

RECEIVED

DEC 19 2002

STATE OF NEVADA
DEPARTMENT OF BUSINESS AND INDUSTRY

Division of Minerals

Orig-NDOM

Dup-NBM&G

DIVISION OF MINERALS

400 W. King Street, Suite 106

Carson City, Nevada 89710

(775) 885-5050

Trip-DWR

Quad-DEP

REPORT OF GEOTHERMAL SUBSURFACE INJECTIONS

Producer: AMOR IX Month of: November, 2002

Address: 5500 SODA LAKE ROAD FALLON, NEVADA 89406

Show each injection well separately. File not later than the last day of the month for the preceding month.

Field and Lease Name	Well #	Geothermal Fluids Injected			Injection Pressure	Reservoir Depth & Formation
		Gallons Per Day	Gallons Per Month	Average Temp.		
SODA LAKE KGRA	45-28	295,680	8,870,400	152	17	
SODA LAKE KGRA	87-29	1,663,060	49,891,700	158	8	
SODA LAKE KGRA	64-33	398,400	11,952,000	154	129	
SODA LAKE KGRA	81-33	1,341,600	40,248,000	169	0	
SODA LAKE KGRA	77-29	1,776,000	53,280,000	157	43	

Remarks:

I certify this information to be true, correct, and complete and that no pertinent matter inquired about in this report has been omitted.

Submitted for: AMOR IX by Constellation Operating Services, Operator

Signature: 

Print Name: Monte C. Morrison

Position: Plant Manager

Date: December 16, 2002

RECEIVED

NOV 25 2002

STATE OF NEVADA
 DEPARTMENT OF BUSINESS AND INDUSTRY
DIVISION OF MINERALS
 400 W. King Street, Suite 106
 Carson City, Nevada 89710
 (775) 885-5050

Orig-NDOM
 Dup-NBM&G
 Trip-DWR
 Quad-DEP

REPORT OF GEOTHERMAL SUBSURFACE INJECTIONS

Producer: AMOR IX, Month of: October, 2002

Address: 5500 SODA LAKE ROAD FALLON, NEVADA 89406

Show each injection well separately. File not later than the last day of the month for the preceding month.

Field and Lease Name	Well #	Geothermal Fluids Injected			Injection Pressure	Reservoir Depth & Formation
		Gallons Per Day	Gallons Per Month	Average Temp.		
SODA LAKE KGRA	45-28	1,038,960	10,389,600	169	8	
SODA LAKE KGRA	87-29	2,248,800	69,712,800	167	8	
SODA LAKE KGRA	64-33	477,600	14,805,600	172	128	
SODA LAKE KGRA	81-33	1,617,600	50,145,600	171	0	
SODA LAKE KGRA	77-29	2,460	51,600	164	64	

Remarks:

I certify this information to be true, correct, and complete and that no pertinent matter inquired about in this report has been omitted.

Submitted for: AMOR IX by Constellation Operating Services, Operator

Signature: *Monte C. Morrison*

Print Name: Monte C. Morrison

Position: Plant Manager

Date: November 20, 2002

RECEIVED

OCT 24 2002

STATE OF NEVADA
 DEPARTMENT OF BUSINESS AND INDUSTRY
DIVISION OF MINERALS
 400 W. King Street, Suite 106
 Carson City, Nevada 89710
 (775) 885-5050

Division of Minerals

Orig-NDOM
 Dup-NBM&G
 Trip-DWR
 Quad-DEP

REPORT OF GEOTHERMAL SUBSURFACE INJECTIONS

Producer: AMOR IX, Month of: September, 2002

Address: 5500 SODA LAKE ROAD FALLON, NEVADA 89406

Show each injection well separately. File not later than the last day of the month for the preceding month.

Field and Lease Name	Well #	Geothermal Fluids Injected			Injection Pressure	Reservoir Depth & Formation
		Gallons Per Day	Gallons Per Month	Average Temp.		
SODA LAKE KGRA	45-28	1,119,100	33,573,300	178	12	
SODA LAKE KGRA	87-29	2,735,040	82,051,200	177	11	
SODA LAKE KGRA	64-33	364,910	10,947,200	180	139	
SODA LAKE KGRA	81-33	1,265,600	37,968,000	176	1	
SODA LAKE KGRA	77-29	0	0	0	0	

Remarks:

I certify this information to be true, correct, and complete and that no pertinent matter inquired about in this report has been omitted.

Submitted for: AMOR IX by Constellation Operating Services, Operator

Signature:

Print Name: Monte C. Morrison



Position: Plant Manager

Date: October 11, 2002

RECEIVED

SEP 20 2002

STATE OF NEVADA
DEPARTMENT OF BUSINESS AND INDUSTRY
DIVISION OF MINERALS
400 W. King Street, Suite 106
Carson City, Nevada 89710
(775) 885-5050

Division of Minerals

Orig-NDOM

Dup-NBM&G

Trip-DWR

Quad-DEP

REPORT OF GEOTHERMAL SUBSURFACE INJECTIONS

Producer: AMOR IX Month of: August, 2002Address: 5500 SODA LAKE ROAD FALLON, NEVADA 89406

Show each injection well separately. File not later than
the last day of the month for the preceding month.

Field and Lease Name	Well #	Geothermal Fluids Injected			Injection Pressure	Reservoir Depth & Formation
		Gallons Per Day	Gallons Per Month	Average Temp.		
SODA LAKE KGRA	45-28	1,177,500	35,414,400	174	23	
SODA LAKE KGRA	87-29	2,740,200	82,732,800	173	8	
SODA LAKE KGRA	64-33	394,900	12,648,000	177	140	
SODA LAKE KGRA	81-33	1,525,100	47,684,000	177	0	
SODA LAKE KGRA	77-29	0	0	0	0	

Remarks:

I certify this information to be true, correct, and complete and that no pertinent matter inquired about in this report has been omitted.

Submitted for: AMOR IX by Constellation Operating Services, OperatorSignature: Print Name: Monte C. MorrisonPosition: Plant ManagerDate: September 15, 2002

STATE OF NEVADA
 DEPARTMENT OF BUSINESS AND INDUSTRY
DIVISION OF MINERALS
 400 W. King Street, Suite 106
 Carson City, Nevada 89710
 (775) 885-5050

Orig-NDOM
 Dup-NBM&G
 Trip-DWR
 Quad-DWR

RECEIVED

SEP 03 2002

REPORT OF GEOTHERMAL SUBSURFACE INJECTIONS

Division of Minerals

Producer: AMOR IX, Month of: July, 2002

Address: 5500 SODA LAKE ROAD FALLON, NEVADA 89406


Show each injection well separately. File not later than
 the last day of the month for the preceding month.

Field and Lease Name	Well #	Geothermal Fluids Injected			Injection Pressure	Reservoir Depth & Formation
		Gallons Per Day	Gallons Per Month	Average Temp.		
SODA LAKE KGRA	45-28	1,177,500	36,501,500	175	22	
SODA LAKE KGRA	87-29	2,740,200	84,947,600	175	9	
SODA LAKE KGRA	64-33	394,900	12,241,400	177	142	
SODA LAKE KGRA	81-33	1,525,100	47,279,600	179	0	
SODA LAKE KGRA	77-29	0	0	0	0	

Remarks:

I certify this information to be true, correct, and complete and that no pertinent matter inquired about in this report has been omitted.

Submitted for: AMOR IX by Constellation Operating Services, Operator

Signature: 

Print Name: Monte C. Morrison

Position: Plant Manager

Date: July 15, 2002

RECEIVED

JUL 15 2002

STATE OF NEVADA Division of Minerals
 DEPARTMENT OF BUSINESS AND INDUSTRY
DIVISION OF MINERALS
 400 W. King Street, Suite 106
 Carson City, Nevada 89710
 (775) 885-5050

Orig-NDOM
 Dup-NBM&G
 Trip-DWR
 Quad-DEP

REPORT OF GEOTHERMAL SUBSURFACE INJECTIONS

Producer: AMOR IX Month of: June, 2002

Address: 5500 SODA LAKE ROAD FALLON, NEVADA 89406


Show each injection well separately. File not later than the last day of the month for the preceding month.

Field and Lease Name	Well #	Geothermal Fluids Injected			Injection Pressure	Reservoir Depth & Formation
		Gallons Per Day	Gallons Per Month	Average Temp.		
SODA LAKE KGRA	45-28	1,142,400	34,272,000	172	21	
SODA LAKE KGRA	87-29	2,788,800	83,664,000	172	92	
SODA LAKE KGRA	64-33	422,400	12,672,000	176	141	
SODA LAKE KGRA	81-33	1,492,800	44,784,000	174	0	
SODA LAKE KGRA	77-29	0	0	0	0	

Remarks:

I certify this information to be true, correct, and complete and that no pertinent matter inquired about in this report has been omitted.

Submitted for: AMOR IX by Constellation Operating Services, Operator

Signature: 

Print Name: Monte C. Morrison

Position: Plant Manager

Date: July 15, 2002

STATE OF NEVADA
 DEPARTMENT OF BUSINESS AND INDUSTRY
DIVISION OF MINERALS
 400 W. King Street, Suite 106
 Carson City, Nevada 89710
 (775) 885-5050

Orig-NDOM
 Dup-NBM&G
 Trip-DWR
 Quad-DEP

RECEIVED
 JUL 01 2002

REPORT OF GEOTHERMAL SUBSURFACE INJECTIONS *Division of Minerals*

Producer: AMOR IX , Month of: May, 2002

Address: 5500 SODA LAKE ROAD FALLON, NEVADA 89406

Show each injection well separately. File not later than
 the last day of the month for the preceding month.

Field and Lease Name	Well #	Geothermal Fluids Injected			Injection Pressure	Reservoir Depth & Formation
		Gallons Per Day	Gallons Per Month	Average Temp.		
SODA LAKE KGRA	45-28	1,154,400	35,786,400	163	20	
SODA LAKE KGRA	87-29	2,688,000	83,328,000	163	12	
SODA LAKE KGRA	64-33	588,000	18,228,000	165	154	
SODA LAKE KGRA	81-33	1,120,800	34,744,800	163	0	
SODA LAKE KGRA	77-29	0	0	0	0	

Remarks:

I certify this information to be true, correct, and complete and that no pertinent matter inquired about in this report has been omitted.

Submitted for: AMOR IX by Constellation Operating Services, Operator

Signature: *Monte C. Morrison*

Print Name: Monte C. Morrison

Position: Plant Manager

Date: June 27, 2002

MAY 29 2002

STATE OF NEVADA
 DEPARTMENT OF BUSINESS AND INDUSTRY
DIVISION OF MINERALS
 400 W. King Street, Suite 106
 Carson City, Nevada 89710
 (775) 885-5050

Division of Minerals
 Orig-NDOM
 Dup-NBM&G
 Trip-DWR
 Quad-DEP

REPORT OF GEOTHERMAL SUBSURFACE INJECTIONS

Producer: AMOR IX , Month of: April, 2002

Address: 5500 SODA LAKE ROAD FALLON, NEVADA 89406

Show each injection well separately. File not later than the last day of the month for the preceding month.

Field and Lease Name	Well #	Geothermal Fluids Injected			Injection Pressure	Reservoir Depth & Formation
		Gallons Per Day	Gallons Per Month	Average Temp.		
SODA LAKE KGRA	45-28	1,154,400	34,632,000	165	19	
SODA LAKE KGRA	87-29	2,827,200	84,816,000	165	8	
SODA LAKE KGRA	64-33	559,200	16,776,000	165	151	
SODA LAKE KGRA	81-33	1,224,000	36,720,000	162	0	
SODA LAKE KGRA	77-29	0	0	0	0	

Remarks:

I certify this information to be true, correct, and complete and that no pertinent matter inquired about in this report has been omitted.

Submitted for: AMOR IX by Constellation Operating Services, Operator

Signature: *Monte C. Morrison*

Print Name: Monte C. Morrison

Position: Plant Manager

Date: May 15, 2002

STATE OF NEVADA
DEPARTMENT OF BUSINESS AND INDUSTRY
DIVISION OF MINERALS
400 W. King Street, Suite 106
Carson City, Nevada 89710
(775) 885-5050

Orig-NDOM
Dup-NBM&G
Trip-DWR
Quadrant

RECEIVED
MAY 01 2002

REPORT OF GEOTHERMAL SUBSURFACE INJECTIONS

Producer: AMOR IX Month of: March, 2002

Division of Minerals

Address: 5500 SODA LAKE ROAD FALLON, NEVADA 89406

Show each injection well separately. File not later than
the last day of the month for the preceding month.

Field and Lease Name	Well #	Geothermal Fluids Injected			Injection Pressure	Reservoir Depth & Formation
		Gallons Per Day	Gallons Per Month	Average Temp.		
SODA LAKE KGRA	45-28	1,164,000	35,712,000	160	20	
SODA LAKE KGRA	87-29	2,899,200	87,141,600	161	7	
SODA LAKE KGRA	64-33	672,000	20,534,400	161	152	
SODA LAKE KGRA	81-33	1,071,160	35,860,800	159	0	
SODA LAKE KGRA	*77-29	1,008,000	57,600 1,008,000 <i>res Monte - 5/3/02</i>	144	53	

*Flowed one day only this period.

Remarks:

I certify this information to be true, correct, and complete and that no pertinent matter inquired about in this report has been omitted.

Submitted for: AMOR IX by Constellation Operating Services, Operator

Signature: *Monte C. Morrison*

Print Name: Monte C. Morrison

Position: Plant Manager

Date: April 29, 2002

RECEIVED

MAR 29 2002

STATE OF NEVADA
 DEPARTMENT OF BUSINESS AND INDUSTRY
DIVISION OF MINERALS
 400 W. King Street, Suite 106
 Carson City, Nevada 89710
 (775) 885-5050

Division of Minerals

Orig-NDOM
 Dup-NBM&G
 Trip-DWR
 Quad-DEP

REPORT OF GEOTHERMAL SUBSURFACE INJECTIONS

Producer: AMOR IX , Month of: February, 2002

Address: 5500 SODA LAKE ROAD FALLON, NEVADA 89406

Show each injection well separately. File not later than the last day of the month for the preceding month.

Field and Lease Name	Well #	Geothermal Fluids Injected			Injection Pressure	Reservoir Depth & Formation
		Gallons Per Day	Gallons Per Month	Average Temp.		
SODA LAKE KGRA	45-28	1,164,000	32,592,000	160	20	
SODA LAKE KGRA	87-29	2,899,200	81,177,600	161	7	
SODA LAKE KGRA	64-33	672,000	18,816,000	160	150	
SODA LAKE KGRA	81-33	1,071,160	29,992,500	157	0	
SODA LAKE KGRA	*77-29	1,008,000	1,008,000	158	21	

*Flowed one day only this period.

Remarks:

I certify this information to be true, correct, and complete and that no pertinent matter inquired about in this report has been omitted.

Submitted for: AMOR IX by Constellation Operating Services, Operator

Signature: 

Print Name: Monte C. Morrison

Position: Plant Manager

Date: March 18, 2002

RECEIVED

FEB 28 2002

STATE OF NEVADA
 DEPARTMENT OF BUSINESS AND INDUSTRY
DIVISION OF MINERALS
 400 W. King Street, Suite 106
 Carson City, Nevada 89710
 (775) 885-5050

Division of Minerals

Orig-NDOM
 Dup-NBM&G
 Trip-DWR
 Quad-DEP

REPORT OF GEOTHERMAL SUBSURFACE INJECTIONS

Producer: AMOR IX, Month of: January, 2002

Address: 5500 SODA LAKE ROAD FALLON, NEVADA 89406


Show each injection well separately. File not later than the last day of the month for the preceding month.

Field and Lease Name	Well #	Geothermal Fluids Injected			Injection Pressure	Reservoir Depth & Formation
		Gallons Per Day	Gallons Per Month	Average Temp.		
SODA LAKE KGRA	45-28	1,195,200	37,051,200	152	19	
SODA LAKE KGRA	87-29	2,812,200	87,178,500	152	8	
SODA LAKE KGRA	64-33	674,400	20,906,400	153	152	
SODA LAKE KGRA	81-33	1,089,600	33,777,600	164	1	
SODA LAKE KGRA	77-29	562,350	1,124,700	144	54	

Remarks:

I certify this information to be true, correct, and complete and that no pertinent matter inquired about in this report has been omitted.

Submitted for: AMOR IX by Constellation Operating Services, Operator

Signature: 

Print Name: Monte C. Morrison

Position: Plant Manager

Date: February 8, 2002