

STATE OF NEVADA
 DEPARTMENT OF BUSINESS AND INDUSTRY
DIVISION OF MINERALS
 400 W. King Street, Suite 106
 Carson City, Nevada 89710
 (702) 885-5050

Orig-NDOM
 Dup-NBM&G
 Trip-DWR
 Quad-DEP

REPORT OF GEOTHERMAL SUBSURFACE INJECTIONS

Producer NEVADA OPERATIONS, INC. Month of DECEMBER, 1996

Address 5500 SODA LAKE ROAD FALLON, NEVADA 89407

Show each injection well separately. File not later than
 the last day of the month for the preceding month.

Field and Lease Name	Well #	Geothermal Fluids Injected			Injection Pressure	Reservoir Depth & Formation
		Gallons Per Day	Gallons Per Month	Average Temp.		
SODA LAKE KGRA	45-28	1,730,400	53,642,400	152	32	
SODA LAKE KGRA	87-29	2,090,400	64,802,400	152	4	
SODA LAKE KGRA	64-33	1,144,800	35,488,800	152	167	
SODA LAKE KGRA	81-33	1,156,800	35,860,800	161	5	
SODA LAKE KGRA	77-29	0	0	0	0	

Remarks:

I certify this information to be true, correct, and complete and that no pertinent matter inquired about in this report has been omitted.

Signature 

Print Name Monte C. Morrison

Position Plant Manager

Date January 20, 1997

STATE OF NEVADA
DEPARTMENT OF BUSINESS AND INDUSTRY
DIVISION OF MINERALS
400 W. King Street, Suite 106
Carson City, Nevada 89710
(702) 885-5050

Orig-NDOM
Dup-NBM&G
Trip-DWR
Quad-DEP

RECEIVED

DEC 30 1996

Div. of Minerals

REPORT OF GEOTHERMAL SUBSURFACE INJECTIONS

Producer NEVADA OPERATIONS, INC. Month of NOVEMBER, 1996

Address 5500 SODA LAKE ROAD FALLON, NEVADA 89407

Show each injection well separately. File not later than
the last day of the month for the preceding month.

Field and Lease Name	Well #	Geothermal Fluids Injected			Injection Pressure	Reservoir Depth & Formation
		Gallons Per Day	Gallons Per Month	Average Temp.		
SODA LAKE KGRA	45-28	1,787,400	53,620,900	157	49	
SODA LAKE KGRA	87-29	2,427,900	72,838,100	158	6	
SODA LAKE KGRA	64-33	1,065,100	31,953,400	159	165	
SODA LAKE KGRA	81-33	1,338,400	40,153,200	185	10	
SODA LAKE KGRA	77-29	0	0	0	0	

Remarks:

I certify this information to be true, correct, and complete and that no pertinent matter inquired about in this report has been omitted.

Signature 

Print Name Monte C. Morrison

Position Plant Manager

Date December 20, 1996

STATE OF NEVADA
 DEPARTMENT OF BUSINESS AND INDUSTRY
DIVISION OF MINERALS
 400 W. King Street, Suite 106
 Carson City, Nevada 89710
 (702) 885-5050

Orig-NDOM
 Dup-NBM&G
 Trip-DWR
 Quad-DEP

RECEIVED

DEC 02 1996

REPORT OF GEOTHERMAL SUBSURFACE INJECTIONS **Div. of Minerals**

Producer NEVADA OPERATIONS, INC. Month of OCTOBER, 1996

Address 5500 SODA LAKE ROAD FALLON, NEVADA 89407

Show each injection well separately. File not later than
 the last day of the month for the preceding month.

Field and Lease Name	Well #	Geothermal Fluids Injected			Injection Pressure	Reservoir Depth & Formation
		Gallons Per Day	Gallons Per Month	Average Temp.		
SODA LAKE KGRA	45-28	1,982,400	61,454,400	168	79	
SODA LAKE KGRA	87-29	2,337,600	72,465,600	167	6	
SODA LAKE KGRA	64-33	1,015,200	31,471,200	167	164	
SODA LAKE KGRA	81-33	1,322,400	40,994,400	190	11	
SODA LAKE KGRA	77-29	0	0	0	0	

Remarks:

I certify this information to be true, correct, and complete and that no pertinent matter inquired about in this report has been omitted.

Signature 

Print Name Monte C. Morrison

Position Plant Manager

Date November 4, 1996

STATE OF NEVADA
 DEPARTMENT OF BUSINESS AND INDUSTRY
DIVISION OF MINERALS
 400 W. King Street, Suite 106
 Carson City, Nevada 89710
 (702) 885-5050

Orig-NDOM
 Dup-NBM&G
 Trip-DWR
 Quad-DEP

REPORT OF GEOTHERMAL SUBSURFACE INJECTIONS

Producer NEVADA OPERATIONS, INC. Month of SEPTEMBER, 1996


Address 5500 SODA LAKE ROAD FALLON, NEVADA 89407

Show each injection well separately. File not later than
 the last day of the month for the preceding month.

Field and Lease Name	Well #	Geothermal Fluids Injected			Injection Pressure	Reservoir Depth & Formation
		Gallons Per Day	Gallons Per Month	Average Temp.		
SODA LAKE KGRA	45-28	1,999,200	58,018,500	173	82	
SODA LAKE KGRA	87-29	2,503,200	72,957,900	172	6	
SODA LAKE KGRA	64-33	938,400	27,252,700	172	166	
SODA LAKE KGRA	81-33	1,394,400	40,437,700	189	9	
SODA LAKE KGRA	77-29	144,000	364,800	167	36	

Remarks:

I certify this information to be true, correct, and complete and that no pertinent matter inquired about in this report has been omitted.

Signature 
 Print Name Monte C. Morrison
 Position Plant Manager
 Date October 24, 1996

STATE OF NEVADA
 DEPARTMENT OF BUSINESS AND INDUSTRY
DIVISION OF MINERALS
 400 W. King Street, Suite 106
 Carson City, Nevada 89710
 (702) 885-5050

Orig-NDOM
 Dup-NBM&G
 Trip-DWR
 Quad-DEP

REPORT OF GEOTHERMAL SUBSURFACE INJECTIONS

Producer NEVADA OPERATIONS, INC. Month of AUGUST, 1996

Address 5500 SODA LAKE ROAD FALLON, NEVADA 89407

Show each injection well separately. File not later than
 the last day of the month for the preceding month.

Field and Lease Name	Well #	Geothermal Fluids Injected			Injection Pressure	Reservoir Depth & Formation
		Gallons Per Day	Gallons Per Month	Average Temp.		
SODA LAKE KGRA	45-28	1,927,600	61,395,800	181	86	
SODA LAKE KGRA	87-29	2,579,400	76,807,100	179	8	
SODA LAKE KGRA	64-33	858,400	26,805,000	178	162	
SODA LAKE KGRA	81-33	1,097,300	41,510,600	190	22	
SODA LAKE KGRA	77-29	0	0	0	0	

Remarks:

I certify this information to be true, correct, and complete and that no pertinent matter inquired about in this report has been omitted.

Signature 

Print Name Monte C. Morrison

Position Plant Manager

Date September 16, 1996

STATE OF NEVADA
DEPARTMENT OF BUSINESS AND INDUSTRY
DIVISION OF MINERALS
400 W. King Street, Suite 106
Carson City, Nevada 89710
(702) 885-5050

Orig-NDOM
Dup-NBM&G
Trip-DWR
Quad-DEP

REPORT OF GEOTHERMAL SUBSURFACE INJECTIONS

Producer NEVADA OPERATIONS, INC. Month of JULY, 1996


Address 5500 SODA LAKE ROAD/P.O. BOX 1650 FALLON, NEVADA 89407

Show each injection well separately. File not later than
the last day of the month for the preceding month.

Field and Lease Name	Well #	Geothermal Fluids Injected			Injection Pressure	Reservoir Depth & Formation
		Gallons Per Day	Gallons Per Month	Average Temp.		
SODA LAKE KGRA	45-28	1,927,600	59,754,200	183	87	
SODA LAKE KGRA	87-29	2,579,400	79,960,300	182	10	
SODA LAKE KGRA	64-33	858,400	26,610,400	182	166	
SODA LAKE KGRA	81-33	1,097,300	34,014,800	189	11	
SODA LAKE KGRA	77-29	0	0	0	0	

Remarks:

I certify this information to be true, correct, and complete and that no pertinent matter inquired about in this report has been omitted.

Signature 

Print Name Monte C. Morrison

Position Plant Manager

Date August 20, 1996

STATE OF NEVADA
DEPARTMENT OF BUSINESS AND INDUSTRY
DIVISION OF MINERALS
400 W. King Street, Suite 106
Carson City, Nevada 89710
(702) 885-5050

Orig-NDOM
Dup-NBM&G
Trip-DWR
Quad-DEP

REPORT OF GEOTHERMAL SUBSURFACE INJECTIONS

Producer NEVADA OPERATIONS, INC. Month of JUNE, 1996

Address 5500 SODA LAKE ROAD/P.O. BOX 1650 FALLON, NEVADA 89407

Show each injection well separately. File not later than
the last day of the month for the preceding month.

Field and Lease Name	Well #	Geothermal Fluids Injected			Injection Pressure	Reservoir Depth & Formation
		Gallons Per Day	Gallons Per Month	Average Temp.		
SODA LAKE KGRA	45-28	1,956,900	58,705,900	175	79	
SODA LAKE KGRA	87-29	2,596,800	77,903,000	174	9	
SODA LAKE KGRA	64-33	993,500	29,805,300	175	166	
SODA LAKE KGRA	81-33	1,164,000	34,920,000	190	12	
SODA LAKE KGRA	77-29 1-29	0	0	0	0	

Remarks:

I certify this information to be true, correct, and complete and that no pertinent matter inquired about in this report has been omitted.

Signature *Monte C. Morrison* For NEM

Print Name Monte C. Morrison

Position Plant Manager

Date July 29, 1996

STATE OF NEVADA
 DEPARTMENT OF BUSINESS AND INDUSTRY
DIVISION OF MINERALS
 400 W. King Street, Suite 106
 Carson City, Nevada 89710
 (702) 885-5050

Orig-NDOM
 Dup-NBM&G
 Trip-DWR
 Quad-DEP

RECEIVED

JUN 28 1996

REPORT OF GEOTHERMAL SUBSURFACE INJECTIONS

Div. of Minerals

Producer NEVADA OPERATIONS, INC. Month of May, 1996

Address 5500 SODA LAKE ROAD/P.O. BOX 1650 FALLON, NEVADA 89407

Show each injection well separately. File not later than
 the last day of the month for the preceding month.

Field and Lease Name	Well #	Geothermal Fluids Injected			Injection Pressure	Reservoir Depth & Formation
		Gallons Per Day	Gallons Per Month	Average Temp.		
SODA LAKE KGRA	45-28	1,976,100	61,258,800	170	70	
SODA LAKE KGRA	87-29	2,474,600	76,713,400	169	8	
SODA LAKE KGRA	64-33	1,074,800	33,319,100	170	165	
SODA LAKE KGRA	81-33	1,117,500	34,642,100	190	12	
SODA LAKE KGRA	1-29	0	0	0	0	

Remarks:

I certify this information to be true, correct, and complete and that no pertinent matter inquired about in this report has been omitted.

Signature *Monte C. Morrison*

Print Name Monte C. Morrison

Position Plant Manager

Date June 27, 1996

STATE OF NEVADA
 DEPARTMENT OF BUSINESS AND INDUSTRY
DIVISION OF MINERALS
 400 W. King Street, Suite 106
 Carson City, Nevada 89710
 (702) 885-5050

Orig-NDOM
 Dup-NBM&G
 Trip-DWR
 Quad-DEP

RECEIVED

MAY 23 1996

Div. of Minerals

REPORT OF GEOTHERMAL SUBSURFACE INJECTIONS

Producer NEVADA OPERATIONS, INC. Month of April, 1996

Address 5500 SODA LAKE ROAD/P.O. BOX 1650 FALLON, NEVADA 89407

Show each injection well separately. File not later than
 the last day of the month for the preceding month.

Field and Lease Name	Well #	Geothermal Fluids Injected			Injection Pressure	Reservoir Depth & Formation
		Gallons Per Day	Gallons Per Month	Average Temp.		
SODA LAKE KGRA	45-28	1,969,400	59,082,800	165	64	
SODA LAKE KGRA	87-29	2,510,600	75,318,200	164	8	
SODA LAKE KGRA	64-33	1,131,900	33,957,800	166	161	
SODA LAKE KGRA	81-33	1,102,700	33,081,400	187	13	
SODA LAKE KGRA	1-29	0	0	0	0	

Remarks:

I certify this information to be true, correct, and complete and that no pertinent matter inquired about in this report has been omitted.

Signature 

Print Name Monte C. Morrison

Position Plant Manager

Date May 17, 1996

STATE OF NEVADA
DEPARTMENT OF BUSINESS AND INDUSTRY
DIVISION OF MINERALS
400 W. King Street, Suite 106
Carson City, Nevada 89710
(702) 885-5050

Orig-NDOM
Dup-NBM&G
Trip-DWR
Quad-DEP

REPORT OF GEOTHERMAL SUBSURFACE INJECTIONS

Producer NEVADA OPERATIONS, INC. Month of March, 1996


Address 5500 SODA LAKE ROAD/P.O. BOX 1650 FALLON, NEVADA 89407

Show each injection well separately. File not later than
the last day of the month for the preceding month.

Field and Lease Name	Well #	Geothermal Fluids Injected			Injection Pressure	Reservoir Depth & Formation
		Gallons Per Day	Gallons Per Month	Average Temp.		
SODA LAKE KGRA	45-28	1,996,800	61,900,800	162	63	
SODA LAKE KGRA	87-29	2,544,000	78,864,000	161	8	
SODA LAKE KGRA	64-33	1,147,200	35,563,200	163	162	
SODA LAKE KGRA	81-33	1,096,800	34,000,800	175	10	
SODA LAKE KGRA	1-29	0	0	0	0	

Remarks:

I certify this information to be true, correct, and complete and that no pertinent matter inquired about in this report has been omitted.

Signature 
Print Name Monte C. Morrison

Position Plant Manager

Date April 12, 1996

STATE OF NEVADA
DEPARTMENT OF BUSINESS AND INDUSTRY
DIVISION OF MINERALS
400 W. King Street, Suite 106
Carson City, Nevada 89710
(702) 885-5050

Orig-NDOM
Dup-NBM&G
Trip-DWR
Quad-DEP

RECEIVED

APR 02 1996

REPORT OF GEOTHERMAL SUBSURFACE INJECTIONS

Div. of Minerals

Producer NEVADA OPERATIONS, INC. Month of February, 1996


Address 5500 SODA LAKE ROAD/P.O. BOX 1650 FALLON, NEVADA 89407

Show each injection well separately. File not later than
the last day of the month for the preceding month.

Field and Lease Name	Well #	Geothermal Fluids Injected			Injection Pressure	Reservoir Depth & Formation
		Gallons Per Day	Gallons Per Month	Average Temp.		
SODA LAKE KGRA	45-28	1,989,600	57,698,400	160	60	
SODA LAKE KGRA	87-29	2,539,200	73,636,800	159	7	
SODA LAKE KGRA	64-33	1,204,800	34,939,200	161	155	
SODA LAKE KGRA	81-33	1,104,000	32,016,000	173	11	
SODA LAKE KGRA	1-29	0	0	0	0	

Remarks:

I certify this information to be true, correct, and complete and that no pertinent matter inquired about in this report has been omitted.

Signature 
Print Name Monte C. Morrison

Position Plant Manager

Date March 21, 1996

STATE OF NEVADA
DEPARTMENT OF BUSINESS AND INDUSTRY
DIVISION OF MINERALS
400 W. King Street, Suite 106
Carson City, Nevada 89710
(702) 885-5050

Orig-NDOM
Dup-NBM&G
Trip-DWR
Quad-DEP

RECEIVED

MAR 04 1996

Div. of Minerals

REPORT OF GEOTHERMAL SUBSURFACE INJECTIONS

Producer NEVADA OPERATIONS, INC. Month of January, 1996


Address 5500 SODA LAKE ROAD/P.O. BOX 1650 FALLON, NEVADA 89407

Show each injection well separately. File not later than
the last day of the month for the preceding month.

Field and Lease Name	Well #	Geothermal Fluids Injected			Injection Pressure	Reservoir Depth & Formation
		Gallons Per Day	Gallons Per Month	Average Temp.		
SODA LAKE KGRA	45-28	1,993,200	61,788,300	156	60	
SODA LAKE KGRA	87-29	2,375,000	73,625,600	154	6	
SODA LAKE KGRA	64-33	1,266,900	39,272,600	147	151	
SODA LAKE KGRA	81-33	1,136,100	35,219,000	179	11	
SODA LAKE KGRA	1-29	0	0	0	0	

Remarks:

I certify this information to be true, correct, and complete and that no pertinent matter inquired about in this report has been omitted.

Signature 
Print Name Monte C. Morrison
Position Plant Manager
Date February 29, 1996