

STATE OF NEVADA
DEPARTMENT OF BUSINESS AND INDUSTRY
DIVISION OF MINERALS
400 W. King Street, Suite 106
Carson City, Nevada 89710
(702) 885-5050

Orig-NDOM
Dup-NBM&G
Trip-DWR
Quad-DEP

REPORT OF GEOTHERMAL SUBSURFACE INJECTIONS

Producer NEVADA OPERATIONS, INC. Month of December 12, 95


Address 5500 SODA LAKE ROAD/P.O. BOX 1650 FALLON, NEVADA 89407

Show each injection well separately. File not later than
the last day of the month for the preceding month.

Field and Lease Name	Well #	Geothermal Fluids Injected			Injection Pressure	Reservoir Depth & Formation
		Gallons Per Day	Gallons Per Month	Average Temp.		
SODA LAKE KGRA	45-28	2,025,600	62,793,600	156	64	
SODA LAKE KGRA	87-29	2,392,800	74,176,800	156	8	
SODA LAKE KGRA	64-33	1,420,800	28,416,000	160	155	
SODA LAKE KGRA	81-33	1,248,000	38,688,000	180	15	
SODA LAKE KGRA	1-29	0	0	0	0	

Remarks:

I certify this information to be true, correct, and complete and that no pertinent matter inquired about in this report has been omitted.

Signature 

Print Name Monte C. Morrison

Position Plant Manager

Date January 12, 1996

STATE OF NEVADA
DEPARTMENT OF BUSINESS AND INDUSTRY
DIVISION OF MINERALS
400 W. King Street, Suite 106
Carson City, Nevada 89710
(702) 885-5050

JAN 0 2 1996

Orig-NDOM
Dup-NBM&G
Trip-DWR
Quad-DEP

REPORT OF GEOTHERMAL SUBSURFACE INJECTIONS

Producer NEVADA OPERATIONS, INC. Month of November, 19 95


Address 5500 SODA LAKE ROAD/P.O. BOX 1650 FALLON, NEVADA 89407

Show each injection well separately. File not later than
the last day of the month for the preceding month.

Field and Lease Name	Well #	Geothermal Fluids Injected			Injection Pressure	Reservoir Depth & Formation
		Gallons Per Day	Gallons Per Month	Average Temp.		
SODA LAKE KGRA	45-28	2,001,600	58,571,800	163	67	
SODA LAKE KGRA	87-29	2,407,200	72,065,600	161	5	
SODA LAKE KGRA	64-33	1,384,800	41,370,900	163	156	
SODA LAKE KGRA	81-33	1,149,600	34,224,600	172	11	
SODA LAKE KGRA	1-29	0	0	0	0	

Remarks:

I certify this information to be true, correct, and complete and that no pertinent matter inquired about in this report has been omitted.

Signature 

Print Name Monte C. Morrison

Position Plant Manager

Date December 27, 1995

STATE OF NEVADA
DEPARTMENT OF BUSINESS AND INDUSTRY
DIVISION OF MINERALS
400 W. King Street, Suite 106
Carson City, Nevada 89710
(702) 885-5050

Orig-NDOM
Dup-NBM&G
Trip-DWR
Quad-DEP

REPORT OF GEOTHERMAL SUBSURFACE INJECTIONS

Producer NEVADA OPERATIONS, INC. Month of October, 19 95

Address 5500 SODA LAKE ROAD/P.O. BOX 1650 FALLON, NEVADA 89407

Show each injection well separately. File not later than
the last day of the month for the preceding month.

Field and Lease Name	Well #	Geothermal Fluids Injected			Injection Pressure	Reservoir Depth & Formation
		Gallons Per Day	Gallons Per Month	Average Temp.		
SODA LAKE KGRA	45-28	2,006,400	62,198,400	170	77	
SODA LAKE KGRA	87-29	2,472,000	76,632,000	167	7	
SODA LAKE KGRA	64-33	1,332,000	41,292,000	168	157	
SODA LAKE KGRA	81-33	1,106,400	34,298,400	170	11	
SODA LAKE KGRA	1-29	78,000	78,000	160	28	

Remarks:

I certify this information to be true, correct, and complete and that no pertinent matter inquired about in this report has been omitted.

Signature 

Print Name Monte C. Morrison

Position Plant Manager

Date November 18, 1995

STATE OF NEVADA
 DEPARTMENT OF BUSINESS AND INDUSTRY
DIVISION OF MINERALS
 400 W. King Street, Suite 106
 Carson City, Nevada 89710
 (702) 885-5050

Orig-NDOM
 Dup-NBM&G
 Trip-DWR
 Quad-DEP

REPORT OF GEOTHERMAL SUBSURFACE INJECTIONS

Producer NEVADA OPERATIONS, INC. Month of September, 19 95

Address 5500 SODA LAKE ROAD/P.O. BOX 1650 FALLON, NEVADA 89407

Show each injection well separately. File not later than
the last day of the month for the preceding month.

Field and Lease Name	Well #	Geothermal Fluids Injected			Injection Pressure	Reservoir Depth & Formation
		Gallons Per Day	Gallons Per Month	Average Temp.		
SODA LAKE KGRA	45-28	1,908,200	57,245,100	177	87	
SODA LAKE KGRA	64-33	1,212,600	36,378,200	176	162	
SODA LAKE KGRA	1-29	0	0	-	-	
SODA LAKE KGRA	87-29	2,382,300	71,470,000	175	7	
SODA LAKE KGRA	81-33	1,177,400	35,322,100	184	14	

Remarks:

I certify this information to be true, correct, and complete and that no pertinent matter inquired about in this report has been omitted.

Signature 

Print Name Monte C. Morrison

Position Plant Manager

Date September 28, 1995

STATE OF NEVADA
 DEPARTMENT OF BUSINESS AND INDUSTRY
 DIVISION OF MINERALS
 400 W. King Street, Suite 106
 Carson City, Nevada 89710
 (702) 885-5050

Orig-NDOM
 Dup-NBM&G
 Trip-DWR
 Quad-DEP

RECEIVED

OCT 05 1995

Div. of Minerals

REPORT OF GEOTHERMAL SUBSURFACE INJECTIONS

Producer NEVADA OPERATIONS, INC. Month of August, 19 95

Address 5500 SODA LAKE ROAD/P.O. BOX 1650 FALLON, NEVADA 89407

Show each injection well separately. File not later than
 the last day of the month for the preceding month.

Field and Lease Name	Well #	Geothermal Fluids Injected			Injection Pressure	Reservoir Depth & Formation
		Gallons Per Day	Gallons Per Month	Average Temp.		
SODA LAKE KGRA	45-28	1,828,800	51,450,200	174	69	
SODA LAKE KGRA	64-33	1,294,600	39,872,400	172	145	
SODA LAKE KGRA	1-29	0	0	-	-	
SODA LAKE KGRA	87-29	1,546,600	47,717,800	170	7	
SODA LAKE KGRA	81-33	1,346,400	41,401,800	176	14	

Remarks:

I certify this information to be true, correct, and complete and that no pertinent matter inquired about in this report has been omitted.

Signature *Monte Morrison* for MEM

Print Name Monte C. Morrison

Position Plant Manager

Date 9.29.95

STATE OF NEVADA
DEPARTMENT OF BUSINESS AND INDUSTRY
DIVISION OF MINERALS
400 W. King Street, Suite 106
Carson City, Nevada 89710
(702) 885-5050

RECEIVED

AUG 29 1995

Div. of Minerals

Orig-NDOM
Dup-NBM&G
Trip-DWR
Quad-DEP

REPORT OF GEOTHERMAL SUBSURFACE INJECTIONS

Producer NEVADA OPERATIONS, INC.

Month of JULY, 19 95


Address P.O. BOX 1650 FALLON, NEVADA 89407

Show each injection well separately. File not later than
the last day of the month for the preceding month.

Field and Lease Name	Well #	Geothermal Fluids Injected			Injection Pressure	Reservoir Depth & Formation
		Gallons Per Day	Gallons Per Month	Average Temp.		
SODA LAKE	45-28	2,005,900	38,931,600	181	80	
SODA LAKE	64-33	1,228,300	38,077,900	179	162	
SODA LAKE	1-29	2,024,600	23,469,000	186	67	
SODA LAKE	87-29	2,308,300	71,557,900	186	11	
SODA LAKE	81-33	1,268,600	39,327,800	190	16	

Remarks:

I certify this information to be true, correct, and complete and that no pertinent matter inquired about in this report has been omitted.

Signature 

Position Plant Manager

Date 8-28-95

STATE OF NEVADA
DEPARTMENT OF BUSINESS AND INDUSTRY
DIVISION OF MINERALS
400 W. King Street, Suite 106
Carson City, Nevada 89710
(702) 885-5050

Orig-NDOM
Dup-NBM&G
Trip-DWR
Quad-DEP

REPORT OF GEOTHERMAL SUBSURFACE INJECTIONS

Producer NEVADA OPERATIONS, INC.

Month of JUNE, 19 95

Address P.O. BOX 1650 FALLON, NEVADA 89407

Show each injection well separately. File not later than
the last day of the month for the preceding month.

Field and Lease Name	Well #	Geothermal Fluids Injected			Injection Pressure	Reservoir Depth & Formation
		Gallons Per Day	Gallons Per Month	Average Temp.		
SODA LAKE	45-28	2,021,800	45,110,500	175	96	
SODA LAKE	64-33	1,078,600	32,177,000	170	139	
SODA LAKE	1-29	1,994,400	13,337,600	179	56	
SODA LAKE	87-29	2,596,300	77,673,200	179	14	
SODA LAKE	81-33	1,249,900	37,237,200	179	20	

Remarks:

I certify this information to be true, correct, and complete and that no pertinent matter inquired about in this report has been omitted.

Signature 

Position Plant Manager

Date 7.26.95

STATE OF NEVADA
DEPARTMENT OF BUSINESS AND INDUSTRY
DIVISION OF MINERALS

Orig-NDOM
Dup-NBM&G
Trip-
Quad-DEP

DWR

400 W. King Street, Suite 106
Carson City, Nevada 89710
(702) 885-5050

REPORT OF GEOTHERMAL SUBSURFACE INJECTIONS

Producer NEVADA OPERATIONS, INC. Month of MAY, 19 95

Address P.O. BOX 1650 FALLON, NEVADA 89407

Show each injection well separately. File not later than
the last day of the month for the preceding month.

Field and Lease Name	Well #	Geothermal Fluids Injected			Injection Pressure	Reservoir Depth & Formation
		Gallons Per Day	Gallons Per Month	Average Temp.		
SODA LAKE	45-28	2,013,100	58,841,800	175	85	
SODA LAKE	64-33	973,400	29,900,800	175	114	
SODA LAKE	1-29	0	0	0	0	
SODA LAKE	87-29	2,075,000	64,066,900	175	11	
SODA LAKE	81-33	1,461,600	44,932,000	174	23	

Remarks:

I certify this information to be true, correct, and complete and that no pertinent matter inquired about in this report has been omitted.

Signature *Past C. Mauson*

Position Plant Manager

Date 6/19/95

STATE OF NEVADA
DEPARTMENT OF BUSINESS AND INDUSTRY
DIVISION OF MINERALS
400 W. King Street, Suite 106
Carson City, Nevada 89710
(702) 885-5050

Orig-NDOM
Dup-NBM&G
Trip-DWR
Quad-DEP

REPORT OF GEOTHERMAL SUBSURFACE INJECTIONS

Producer NEVADA OPERATIONS, INC.

Month of APRIL, 19 95

Address P.O. BOX 1650 FALLON, NEVADA 89407

Show each injection well separately. File not later than
the last day of the month for the preceding month.

Field and Lease Name	Well #	Geothermal Fluids Injected			Injection Pressure	Reservoir Depth & Formation
		Gallons Per Day	Gallons Per Month	Average Temp.		
SODA LAKE	45-28	2,020,300	61,128,000	175	86	
SODA LAKE	64-33	995,000	29,721,600	174	114	
SODA LAKE	1-29	0	0	0	0	
SODA LAKE	87-29	2,433,600	61,992,000	173	9	
SODA LAKE	81-33	1,440,000	44,107,200	173	86	

Remarks:

I certify this information to be true, correct, and complete and that no pertinent matter inquired about in this report has been omitted.

Signature *Matt Blum*

Position Plant Manager

Date 5/22/95

STATE OF NEVADA
DEPARTMENT OF BUSINESS AND INDUSTRY

NBM&G

DIVISION OF MINERALS

400 W. King Street, Suite 106
Carson City, Nevada 89710
(702) 885-5050

RECEIVED

APR 24 1995

Div. of Minerals

Orig-NDOM
Dup-

Trip-DWR
Quad-DEP

REPORT OF GEOTHERMAL SUBSURFACE INJECTIONS

Producer NEVADA OPERATIONS, INC.

Month of MARCH, 19 95

Address P.O. BOX 1650 FALLON, NEVADA 89407

Show each injection well separately. File not later than
the last day of the month for the preceding month.

Field and Lease Name	Well #	Geothermal Fluids Injected			Injection Pressure	Reservoir Depth & Formation
		Gallons Per Day	Gallons Per Month	Average Temp.		
SODA LAKE	45-28	2,020,300	62,629,900	175	85	
SODA LAKE	64-33	995,000	30,846,200	175	112	
SODA LAKE	1-29	0	0	0	0	
SODA LAKE	87-29	2,433,600	75,441,600	173	8	
SODA LAKE	81-33	1,440,000	44,640,000	174	86	

Remarks:

I certify this information to be true, correct, and complete and that no pertinent matter inquired about in this report has been omitted.

Signature

Mark C. Hanson

Position Plant Manager

Date

4-14-95

STATE OF NEVADA
DEPARTMENT OF BUSINESS AND INDUSTRY
DIVISION OF MINERALS
400 W. King Street, Suite 106
Carson City, Nevada 89710
(702) 885-5050

Orig-NDOM
Dup-NBM&G
Trip-DWR
Quad-DEP

REPORT OF GEOTHERMAL SUBSURFACE INJECTIONS

Producer NEVADA OPERATIONS, INC.

Month of FEBRUARY, 19 95


Address P.O. BOX 1650 FALLON, NEVADA 89407

Show each injection well separately. File not later than
the last day of the month for the preceding month.

Field and Lease Name	Well #	Geothermal Fluids Injected			Injection Pressure	Reservoir Depth & Formation
		Gallons Per Day	Gallons Per Month	Average Temp.		
SODA LAKE	45-28	1,084,300	55,561,000	174	73	
SODA LAKE	64-33	1,078,600	30,199,700	173	109	
SODA LAKE	1-29	0	0	0	0	
SODA LAKE	87-29	2,412,000	67,536,000	171	8	
SODA LAKE	81-33	1,435,700	38,757,400	171	82	

Remarks:

I certify this information to be true, correct, and complete and that no pertinent matter inquired about in this report has been omitted.

Signature 

Position Director, Geothermal Operations

Date 3/28/95

State of Nevada
 DEPARTMENT OF MINERALS
 400 W. King Street, Suite 106
 Carson City, Nevada 89710
 (702) 885-5050

Orig-NDOM
 Dup -NBM&G
 Trip-DWR
 Quad-DEP

REPORT OF GEOTHERMAL SUBSURFACE INJECTIONS

Producer NEVADA OPERATIONS, INC.

Month of JANUARY, 1995

Address P.O. BOX 1650 FALLON, NEVADA 89407

Show each injection well separately. File not later than the last day of the month for the preceding month.

Field and Lease Name	Well #	Geothermal Fluids Injected			Injection Pressure	Reservoir Depth & Formation
		Gallons Per Day	Gallons Per Month	Average Temp.		
SODA LAKE	45-28	1,959,800	60,755,000	172	73	
SODA LAKE	64-33	1,104,500	34,238,900	177	114	
SODA LAKE	1-29	0	0	0	0	
SODA LAKE	87-29	2,468,200	76,513,000	172	9	
SODA LAKE	81-33	1,399,700	43,390,100	171	94	

Remarks:

I certify this information to be true, correct, and complete and that no pertinent matter inquired about in this report has been omitted.

Signature



Position

Director, Geothermal Ops.

Date

2.23.95