

State of Nevada
DEPARTMENT OF MINERALS

400 W. King Street, Suite 106
Carson City, Nevada 89710
(702) 885-5050

Orig-NDOM
Dup -NBM&G
Trip-DWR
Quad-DEP

RECEIVED

JAN 25 1995

Div. of Minerals

REPORT OF GEOTHERMAL SUBSURFACE INJECTIONS

Producer NEVADA OPERATIONS, INC. Month of DECEMBER 19 94

Address P.O. BOX 1650 FALLON, NEVADA 89407

Show each injection well separately. File not later than the last day of the month for the preceding month.

Geothermal Fluids Injected

Field and Lease Name	Well #	Gallons Per Day	Gallons Per Month	Average Temp.	Injection Pressure	Reservoir Depth & Formation
SODA LAKE	45-28	1,981,400	60,788,900	170	73	
SODA LAKE	64-33	1,154,900	35,604,000	178	116	
SODA LAKE	1-29	0	0	-	-	
SODA LAKE	87-29	831,300	75,975,200	172	9	
SODA LAKE	81-33	457,100	41,487,800	178	101	

Remarks: 1-29 SHUT-IN THE ENTIRE MONTH.

I certify this information to be true, correct, and complete and that no pertinent matter inquired about in this report has been omitted.

Signature 

Position DIRECTOR, GEOTHERMAL OPS.

Date 1/23/95

State of Nevada
DEPARTMENT OF MINERALS

400 W. King Street, Suite 106
Carson City, Nevada 89710
(702) 885-5050

Orig-NDOM
Dup -NBM&G
Trip-DWR
Quad-DEP

REPORT OF GEOTHERMAL SUBSURFACE INJECTIONS

Producer NEVADA OPERATIONS, INC. Month of NOVEMBER 1994

Address P.O. BOX 1650 FALLON, NEVADA 89407

Show each injection well separately. File not later than
the last day of the month for the preceding month.

Geothermal Fluids Injected

Field and Lease Name	Well #	Gallons Per Day	Gallons Per Month	Average Temp.	Injection Pressure	Reservoir Depth & Formation
SODA LAKE	45-28	1,978,600	56,794,600	170	77	
SODA LAKE	64-33	1,270,100	36,633,900	178	125	
SODA LAKE	1-29	0	0	-	-	
SODA LAKE	87-29	2,414,900	70,391,700	173	10	
SODA LAKE	81-33	1,241,300	32,722,600	171	133	

Remarks: 1-29 SHUT-IN THE ENTIRE MONTH.

I certify this information to be true, correct, and complete and that no pertinent matter inquired about in this report has been omitted.

Signature _____

Position DIRECTOR, GEOTHERMAL OPS.

Date _____

State of Nevada
DEPARTMENT OF MINERALS

400 W. King Street, Suite 106
Carson City, Nevada 89710
(702) 885-5050

Orig-NDOM
Dup -NBM&G
Trip-DWR
Quad-DEP

REPORT OF GEOTHERMAL SUBSURFACE INJECTIONS

Producer NEVADA OPERATIONS, INC. Month of OCTOBER 1994

Address P.O. BOX 1650 FALLON, NEVADA 89407

Show each injection well separately. File not later than
the last day of the month for the preceding month.

Geothermal Fluids Injected

Field and Lease Name	Well #	Gallons Per Day	Gallons Per Month	Average Temp.	Injection Pressure	Reservoir Depth & Formation
SODA LAKE	45-28	1,997,300	61,915,700	170	79	
SODA LAKE	64-33	1,424,200	44,149,000	179	136	
SODA LAKE	1-29	0	0	-	-	
SODA LAKE	87-29	2,389,000	74,057,800	172	8	
SODA LAKE	81-33	1,117,400	34,600,600	154	193	

Remarks: 1-29 SHUT-IN THE ENTIRE MONTH.

I certify this information to be true, correct, and complete and that no pertinent matter inquired about in this report has been omitted.

Signature 

Position DIRECTOR, GEOTHERMAL OPS.

Date 11/23/94

State of Nevada
DEPARTMENT OF MINERALS

400 W. King Street, Suite 106
Carson City, Nevada 89710
(702) 885-5050

Orig-NDOM
Dup -NBM&G
Trip-DWR
Quad-DEP

REPORT OF GEOTHERMAL SUBSURFACE INJECTIONS

Producer NEVADA OPERATIONS, INC. Month of SEPTEMBER 1994

Address P.O. BOX 1650 FALLON, NEVADA 89407


Show each injection well separately. File not later than
the last day of the month for the preceding month.

Geothermal Fluids Injected

Field and Lease Name	Well #	Gallons Per Day	Gallons Per Month	Average Temp.	Injection Pressure	Reservoir Depth & Formation
SODA LAKE	45-28	1,985,800	58,935,700	174	75	
SODA LAKE	64-33	1,414,100	42,010,000	180	136	
SODA LAKE	1-29	0	0	-	-	
SODA LAKE	87-29	2,243,500	65,436,000	175	6	
SODA LAKE	81-33	1,389,600	41,224,800	177	173	

Remarks: 1-29 SHUT-IN THE ENTIRE MONTH.

I certify this information to be true, correct, and complete and that no pertinent matter inquired about in this report has been omitted.

Signature 

Position DIRECTOR, GEOTHERMAL OPS.

Date 10/24/94

State of Nevada
DEPARTMENT OF MINERALS

400 W. King Street, Suite 106
Carson City, Nevada 89710
(702) 885-5050

Orig-NDOM
Dup -NBM&G
Trip-DWR
Quad-DEP

REPORT OF GEOTHERMAL SUBSURFACE INJECTIONS

Producer NEVADA OPERATIONS, INC. Month of AUGUST 19 94

Address P.O. BOX 1650 FALLON, NEVADA 89407

Show each injection well separately. File not later than the last day of the month for the preceding month.

Geothermal Fluids Injected

Field and Lease Name	Well #	Gallons Per Day	Gallons Per Month	Average Temp.	Injection Pressure	Reservoir Depth & Formation
SODA LAKE	45-28	1,941,100	60,174,700	188	91	
SODA LAKE	64-33	1,340,600	41,559,800	192	150	
SODA LAKE	1-29	0	0	-	-	
SODA LAKE	87-29	2,416,300	74,905,900	188	9	
SODA LAKE	81-33	1,365,100	42,318,700	196	161	

Remarks: 1-29 SHUT-IN THE ENTIRE MONTH.

I certify this information to be true, correct, and complete and that no pertinent matter inquired about in this report has been omitted.

Signature *David Brown*

Position DIRECTOR, GEOTHERMAL OPS.

Date 9/19/94

State of Nevada
DEPARTMENT OF MINERALS

400 W. King Street, Suite 106
Carson City, Nevada 89710
(702) 885-5050

Orig-NDOM
Dup -NBM&G
Trip-DWR
Quad-DEP

REPORT OF GEOTHERMAL SUBSURFACE INJECTIONS

Producer NEVADA OPERATIONS, INC. Month of JULY 19 94

Address P.O. BOX 1650 FALLON, NEVADA 89407

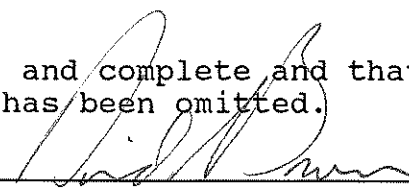
Show each injection well separately. File not later than the last day of the month for the preceding month.

Geothermal Fluids Injected

Field and Lease Name	Well #	Gallons Per Day	Gallons Per Month	Average Temp.	Injection Pressure	Reservoir Depth & Formation
SODA LAKE	45-28	1,847,500	56,965,200	172	78	
SODA LAKE	64-33	1,415,500	56,890,400	180	126	
SODA LAKE	1-29	0	0	-	-	
SODA LAKE	87-29	1,838,900	56,890,400	173	10	
SODA LAKE	81-33	1,425,600	43,540,200	179	171	

Remarks: 1-29 SHUT-IN THE ENTIRE MONTH.

I certify this information to be true, correct, and complete and that no pertinent matter inquired about in this report has been omitted.

Signature 

Position DIRECTOR, GEOTHERMAL OPS.

Date 8/25/94

State of Nevada
DEPARTMENT OF MINERALS

400 W. King Street, Suite 106
Carson City, Nevada 89710
(702) 885-5050

Orig-NDOM
Dup -NBM&G
Trip-DWR
Quad-DEP

REPORT OF GEOTHERMAL SUBSURFACE INJECTIONS

Producer NEVADA OPERATIONS, INC. Month of JUNE 19 94

Address P.O. BOX 1650 FALLON, NEVADA 89407

Show each injection well separately. File not later than the last day of the month for the preceding month.

Geothermal Fluids Injected

Field and Lease Name	Well #	Gallons Per Day	Gallons Per Month	Average Temp.	Injection Pressure	Reservoir Depth & Formation
SODA LAKE	45-28	1,671,800	50,155,200	150	53	
SODA LAKE	64-33	1,417,000	42,508,800	155	100	
SODA LAKE	1-29	0	0	-	-	
SODA LAKE	87-29	1,129,000	33,210,200	149	12	
SODA LAKE	81-33	1,424,200	42,442,900	176	180	

Remarks: 1-29 SHUT-IN THE ENTIRE MONTH.

I certify this information to be true, correct, and complete and that no pertinent matter inquired about in this report has been omitted.

Signature *[Handwritten Signature]*

Position DIRECTOR, GEOTHERMAL OPS.

Date 7/19/94

State of Nevada
DEPARTMENT OF MINERALS

400 W. King Street, Suite 106
Carson City, Nevada 89710
(702) 885-5050

Orig-NDOM
Dup -NBM&G
Trip-DWR
Quad-DEP

REPORT OF GEOTHERMAL SUBSURFACE INJECTIONS

Producer NEVADA OPERATIONS, INC. Month of MAY 19 94

Address P.O. BOX 1650 FALLON, NEVADA 89407

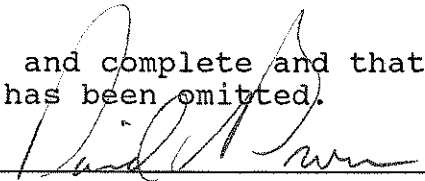
Show each injection well separately. File not later than
the last day of the month for the preceding month.

Geothermal Fluids Injected

Field and Lease Name	Well #	Gallons Per Day	Gallons Per Month	Average Temp.	Injection Pressure	Reservoir Depth & Formation
SODA LAKE	45-28	1,933,100	55,422,900	167	75	
SODA LAKE	64-33	1,389,600	41,271,100	178	128	
SODA LAKE	1-29	3,283,000	3,283,200	169	49	
SODA LAKE	87-29	2,437,900	72,304,600	168	8	
SODA LAKE	81-33	1,350,700	34,454,600	190	146	

Remarks: 1-29 SHUT-IN THE ENTIRE MONTH.

I certify this information to be true, correct, and complete and that no pertinent matter inquired about in this report has been omitted.

Signature 

Position DIRECTOR, GEOTHERMAL OPS.

Date 6/16/94

State of Nevada
DEPARTMENT OF MINERALS

400 W. King Street, Suite 106
Carson City, Nevada 89710
(702) 885-5050

Orig-NDOM
Dup -NBM&G
Trip-DWR
Quad-DEP

REPORT OF GEOTHERMAL SUBSURFACE INJECTIONS

Producer NEVADA OPERATIONS, INC. Month of APRIL 19 94

Address P.O. BOX 1650 FALLON, NEVADA 89407

Show each injection well separately. File not later than the last day of the month for the preceding month.

Geothermal Fluids Injected

Field and Lease Name	Well #	Gallons Per Day	Gallons Per Month	Average Temp.	Injection Pressure	Reservoir Depth & Formation
SODA LAKE	45-28	2,024,600	47,072,900	143	172	
SODA LAKE	64-33	1,385,300	41,558,400	159	108	
SODA LAKE	1-29	0	0	0	0	
SODA LAKE	87-29	1,578,200	47,347,200	151	1	
SODA LAKE	81-33	1,434,200	36,483,500	193	144	

Remarks: 1-29 SHUT-IN THE ENTIRE MONTH.

I certify this information to be true, correct, and complete and that no pertinent matter inquired about in this report has been omitted.

Signature 

Position DIRECTOR, GEOTHERMAL OPS.

Date 5/8/94

State of Nevada
DEPARTMENT OF MINERALS

400 W. King Street, Suite 106
Carson City, Nevada 89710
(702) 885-5050

Orig-NDOM
Dup -NBM&G
Trip-DWR
Quad-DEP

REPORT OF GEOTHERMAL SUBSURFACE INJECTIONS

Producer NEVADA OPERATIONS, INC. Month of MARCH 19 94

Address P.O. BOX 1650 FALLON, NEVADA 89407

Show each injection well separately. File not later than the last day of the month for the preceding month.

Geothermal Fluids Injected

Field and Lease Name	Well #	Gallons Per Day	Gallons Per Month	Average Temp.	Injection Pressure	Reservoir Depth & Formation
SODA LAKE	45-28	1,932,500	59,262,700	163	87	
SODA LAKE	64-33	1,244,200	38,569,000	174	113	
SODA LAKE	1-29	0	0	0	0	
SODA LAKE	87-29	1,810,100	55,433,700	170	4	
SODA LAKE	81-33	1,421,300	41,690,900	190	161	

Remarks: 1-29 SHUT-IN THE ENTIRE MONTH.

I certify this information to be true, correct, and complete and that no pertinent matter inquired about in this report has been omitted.

Signature 

Position DIRECTOR, GEOTHERMAL OPS.

Date 4/18/94

RECEIVED

State of Nevada
DEPARTMENT OF MINERALS

400 W. King Street, Suite 106
Carson City, Nevada 89710
(702) 885-5050

MAR 28 1994
Orig-NDOM
Dup -NBM&G
Trip-DWR
Quad-DEP
Div. of Minerals

REPORT OF GEOTHERMAL SUBSURFACE INJECTIONS

Producer NEVADA OPERATIONS, INC. Month of FEBRUARY 19 94

Address P.O. BOX 1650 FALLON, NEVADA 89407

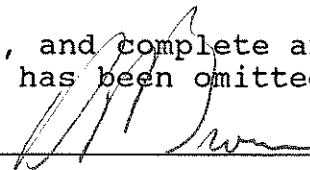
Show each injection well separately. File not later than the last day of the month for the preceding month.

Geothermal Fluids Injected

Field and Lease Name	Well #	Gallons Per Day	Gallons Per Month	Average Temp.	Injection Pressure	Reservoir Depth & Formation
SODA LAKE	45-28	1,965,600	55,036,800	158	75	
SODA LAKE	64-33	1,291,700	35,809,000	0	0	
SODA LAKE	1-29	0	0	0	0	
SODA LAKE	87-29	1,262,900	34,913,400	159	13	
SODA LAKE	81-33	1,175,000	32,901,120	163	109	

Remarks: 1-29 SHUT-IN THE ENTIRE MONTH.

I certify this information to be true, correct, and complete and that no pertinent matter inquired about in this report has been omitted.

Signature 

Position OPERATIONS DIRECTOR

Date 3/25/94

State of Nevada
DEPARTMENT OF MINERALS

400 W. King Street, Suite 106
Carson City, Nevada 89710
(702) 885-5050

Orig-NDOM
Dup -NBM&G
Trip-DWR
Quad-DEP

REPORT OF GEOTHERMAL SUBSURFACE INJECTIONS

Producer NEVADA OPERATIONS, INC. Month of JANUARY 19 94

Address P.O. BOX 1650 FALLON, NEVADA 89407

Show each injection well separately. File not later than the last day of the month for the preceding month.

Geothermal Fluids Injected

Field and Lease Name	Well #	Gallons Per Day	Gallons Per Month	Average Temp.	Injection Pressure	Reservoir Depth & Formation
SODA LAKE	45-28	1,967,000	57,191,700	150	54	
SODA LAKE	64-33	1,382,400	40,193,300	152	90	
SODA LAKE	1-29	0	0	0	0	
SODA LAKE	87-29	936,000	27,393,600	140	15	
SODA LAKE	81-33	1,152,000	28,848,000	143	104	

Remarks: 1-29 SHUT-IN THE ENTIRE MONTH.

I certify this information to be true, correct, and complete and that no pertinent matter inquired about in this report has been omitted.

Signature *[Handwritten Signature]*

Position *Director of Ops*

Date *2-21-94*