

STATE OF NEVADA
DEPARTMENT OF BUSINESS AND INDUSTRY
DIVISION OF MINERALS
400 W. King Street, Suite 106
Carson City, Nevada 89710
(702) 687-5050 • Fax (702) 687-3957

RECEIVED

JAN 08 2003

ORIGINAL - Div. File
DUPLICATE - Div. NBMG
TRIPLICATE - Company File

Division of Minerals

**COMMERCIAL AND INDUSTRIAL CLASS
GEOTHERMAL SUBSURFACE INJECTION MONTHLY REPORT**

Company Empire Energy, LLC Address P.O. Box 40, Empire, NV 89405


Plant/Project Empire County Washoe Month of December, 2002

Show each injection well separately. File not later than the last day of the month for the preceding month.

Field and lease name	Well No.	GEOTHERMAL FLUIDS INJECTED		Average Temp.	Injection Pressure	Reservoir depth & formation
		Gallons per day	Gallons per month			
Empire KGRA	45-21	0	0			
Empire KGRA	42-21	0	0	°F	psi	
Empire KGRA	43-21	0	0	°F	psi	
Empire KGRA	35-21	0	0			
Empire KGRA	51-16 surface discharge	1,406,880	43,613,280	217°F	57 psi	
Empire KGRA	53-21	0	0	°F	psi	
Empire KGRA	180 day surface discharge	5,100,480	147,913,920	201°F	49 psi	

This report to be filed by the end of the month following the month herein reported.

I hereby certify that the information given herewith is true, correct and complete to the best of my knowledge.

Signature 

Position Environmental Coordinator

Date 1/6/03

(REV 9/13/96 LV)

STATE OF NEVADA
DEPARTMENT OF BUSINESS AND INDUSTRY

DIVISION OF MINERALS

400 W. King Street, Suite 106
Carson City, Nevada 89710
(702) 687-5050 • Fax (702) 687-3957

RECEIVED

DEC 13 2002

Division of Minerals

ORIGINAL - Div. File
DUPLICATE - Div. NBMG
TRIPPLICATE - Company File

**COMMERCIAL AND INDUSTRIAL CLASS
GEOHERMAL SUBSURFACE INJECTION MONTHLY REPORT**

Company Empire Energy, LLC Address P.O. Box 40, Empire, NV 89405

Plant/Project Empire County Washoe Month of November, 2002

Show each injection well separately. File not later than the last day of the month for the preceding month.

Field and lease name	Well No.	GEOHERMAL FLUIDS INJECTED		Average Temp.	Injection Pressure	Reservoir depth & formation
		Gallons per day	Gallons per month			
Empire KGRA	45-21	0	0			
Empire KGRA	42-21	0	0	°F	psi	
Empire KGRA	43-21	0	0	°F	psi	
Empire KGRA	35-21	0	0			
Empire KGRA	51-16 surface discharge	1,477,440	44,323,200	217°F	53 psi	
Empire KGRA	53-21	0	0	°F	psi	
Empire KGRA	180 day surface discharge	5,428,800	162,864,000	199°F	41 psi	

This report to be filed by the end of the month following the month herein reported.

I hereby certify that the information given herewith is true, correct and complete to the best of my knowledge.

Signature _____

Position Environmental Coordinator

Date 12/11/02

(REV 9/13/96 LV)

STATE OF NEVADA
DEPARTMENT OF BUSINESS AND INDUSTRY
DIVISION OF MINERALS
400 W. King Street, Suite 106
Carson City, Nevada 89710
(702) 687-5050 • Fax (702) 687-3957

RECEIVED

NOV 12 2002

ORIGINAL - Div. File
DUPLICATE - Div. NBMG
TRIPLICATE - Company File

Division of Minerals

**COMMERCIAL AND INDUSTRIAL CLASS
GEOHERMAL SUBSURFACE INJECTION MONTHLY REPORT**

Company Empire Energy, LLC Address P.O. Box 40, Empire, NV 89405


Plant/Project Empire County Washoe Month of October, 2002

Show each injection well separately. File not later than the last day of the month for the preceding month.

Field and lease name	Well No.	GEOHERMAL FLUIDS INJECTED		Average Temp.	Injection Pressure	Reservoir depth & formation
		Gallons per day	Gallons per month			
Empire KGRA	45-21	0	0			
Empire KGRA	42-21	0	0	°F	psi	
Empire KGRA	43-21	0	0	°F	psi	
Empire KGRA	35-21	0	0			
Empire KGRA	51-16 surface discharge	1,486,080	46,068,480	229°F	53 psi	
Empire KGRA	53-21	0	0	°F	psi	
Empire KGRA	180 day surface discharge	5,480,640	169,899,840	200°F	40 psi	

This report to be filed by the end of the month following the month herein reported.

I hereby certify that the information given herewith is true, correct and complete to the best of my knowledge.

Signature 

Position Environmental Coordinator

Date 11/8/02

(REV 9/13/96 LV)

STATE OF NEVADA
DEPARTMENT OF BUSINESS AND INDUSTRY
DIVISION OF MINERALS
400 W. King Street, Suite 106
Carson City, Nevada 89710
(702) 687-5050 • Fax (702) 687-3957

ORIGINAL - Div. File
DUPLICATE - Div. NBMG
TRIPPLICATE - 2010/07/10
RECEIVED
OCT 10 2002

COMMERCIAL AND INDUSTRIAL CLASS
GEOHERMAL SUBSURFACE INJECTION MONTHLY REPORT

Division of Minerals

Company Empire Energy, LLC Address P.O. Box 40, Empire, NV 89405


Plant/Project Empire County Washoe Month of September, 2002

Show each injection well separately. File not later than the last day of the month for the preceding month.

Field and lease name	Well No.	GEOHERMAL FLUIDS INJECTED		Average Temp.	Injection Pressure	Reservoir depth & formation
		Gallons per day	Gallons per month			
Empire KGRA	45-21	0	0			
Empire KGRA	42-21	0	0	°F	psi	
Empire KGRA	43-21	0	0	°F	psi	
Empire KGRA	35-21	0	0			
Empire KGRA	51-16 surface discharge	1,321,920	39,657,600	235°F	67 psi	
Empire KGRA	53-21	0	0	°F	psi	
Empire KGRA	180 day surface discharge	3,329,280	93,219,840	192°F	52 psi	

This report to be filed by the end of the month following the month herein reported.

I hereby certify that the information given herewith is true, correct and complete to the best of my knowledge.

Signature 

Position Environmental Coordinator

Date 10/8/02

(REV 9/13/96 LV)

Empire Energy, LLC

RECEIVED

OCT 10 2002

Division of Minerals

October 8, 2002

Ms. Linda Wells
Nevada Division of Minerals
400 W. King Street, Suite 106
Carson City, Nevada 89710


RE: Monthly Geothermal Production & Injection Report for September 2002

Dear Linda,

Enclosed is the September 2002 monthly report for the Empire Energy, LLC - Empire geothermal power plant. We are currently surface discharging from injection well 51-16 under NDEP Permit NEV-94003 and we have diverted from all other injection wells to the surface for the 180 day surface discharge of all geothermal water under NDEP permit TNEV-2002336.


Please let me know if we can provide additional information.

Sincerely,



Donna M. Potter
Environmental Coordinator

Enclosures



P.O. BOX 40
EMPIRE, NEVADA 89405
(775) 557-2015
PLANT (775) 557-2812
FAX (775) 557-2018

STATE OF NEVADA
DEPARTMENT OF BUSINESS AND INDUSTRY
DIVISION OF MINERALS
400 W. King Street, Suite 106
Carson City, Nevada 89710
(702) 687-5050 • Fax (702) 687-3957

RECEIVED

ORIGINAL - Div. File
DUPLICATE - Div. NBMG
TRIPLICATE - Company File

SEP 09 2002

Division of Minerals

**COMMERCIAL AND INDUSTRIAL CLASS
GEOHERMAL SUBSURFACE INJECTION MONTHLY REPORT**

Company Empire Energy, LLC Address P.O. Box 40, Empire, NV 89405


Plant/Project Empire County Washoe Month of August, 2002

Show each injection well separately. File not later than the last day of the month for the preceding month.

Field and lease name	Well No.	GEOHERMAL FLUIDS INJECTED		Average Temp.	Injection Pressure	Reservoir depth & formation
		Gallons per day	Gallons per month			
Empire KGRA	45-21	0	0			
Empire KGRA	42-21	2,025,936	46,596,528	204.7°F	19.7 psi	
Empire KGRA	43-21	1,434,816	44,479,296	203.5°F	4.5 psi	
Empire KGRA	35-21	0	0			
Empire KGRA	51-16	30,120	22,409,280	227.9°F	72.6 psi	
Empire KGRA	53-21	77,556	50,256,288	199.6°F	5.7 psi	

This report to be filed by the end of the month following the month herein reported.

I hereby certify that the information given herewith is true, correct and complete to the best of my knowledge.

Signature 

Position Environmental Coordinator

Date 9/6/02

(REV 9/13/96 LV)

STATE OF NEVADA
DEPARTMENT OF BUSINESS AND INDUSTRY
DIVISION OF MINERALS
400 W. King Street, Suite 106
Carson City, Nevada 89710
(702) 687-5050 • Fax (702) 687-3957

RECEIVED

ORIGINAL - Div. File
DUPLICATE - Div. NBMG
TRIPLICATE - Company File

AUG 09 2002

Division of Minerals

**COMMERCIAL AND INDUSTRIAL CLASS
GEOHERMAL SUBSURFACE INJECTION MONTHLY REPORT**

Company Empire Energy, LLC Address P.O. Box 40, Empire, NV 89405


Plant/Project Empire County Washoe Month of July, 2002

Show each injection well separately. File not later than the last day of the month for the preceding month.

Field and lease name	Well No.	GEOHERMAL FLUIDS INJECTED		Average Temp.	Injection Pressure	Reservoir depth & formation
		Gallons per day	Gallons per month			
Empire KGRA	45-21	0	0			
Empire KGRA	42-21	1,460,160	35,043,840	205°F	23 psi	
Empire KGRA	43-21	1,874,880	56,246,400	204°F	2 psi	
Empire KGRA	35-21	0	0			
Empire KGRA	51-16	1,140,480	30,792,960	233°F	63 psi	
Empire KGRA	53-21	2,017,440	60,523,200	204°F	6 psi	

This report to be filed by the end of the month following the month herein reported.

I hereby certify that the information given herewith is true, correct and complete to the best of my knowledge.

Signature 

Position Environmental Coordinator

Date 8/7/02

(REV 9/13/96 LV)

STATE OF NEVADA
DEPARTMENT OF BUSINESS AND INDUSTRY
DIVISION OF MINERALS
400 W. King Street, Suite 106
Carson City, Nevada 89710
(702) 687-5050 • Fax (702) 687-3957

RECEIVED

ORIGINAL - Div. File
DUPLICATE - Div. NBMG
JUL 05 2002
DUPLICATE - Company File

Division of Minerals

**COMMERCIAL AND INDUSTRIAL CLASS
GEOTHERMAL SUBSURFACE INJECTION MONTHLY REPORT**

Company Empire Energy, LLC Address P.O. Box 40, Empire, NV 89405


Plant/Project Empire County Washoe Month of June, 2002

Show each injection well separately. File not later than the last day of the month for the preceding month.

Field and lease name	Well No.	GEOTHERMAL FLUIDS INJECTED		Average Temp.	Injection Pressure	Reservoir depth & formation
		Gallons per day	Gallons per month			
Empire KGRA	45-21	0	0			
Empire KGRA	42-21	1,398,240	29,363,040	201°F	14 psi	
Empire KGRA	43-21	2,056,320	61,689,600	197°F	2 psi	
Empire KGRA	35-21	0	0			
Empire KGRA	51-16	1,311,840	39,355,200	224°F	49 psi	
Empire KGRA	53-21	1,607,040	33,747,840	201°F	2.0 psi	

This report to be filed by the end of the month following the month herein reported.

I hereby certify that the information given herewith is true, correct and complete to the best of my knowledge.

Signature 

Position Environmental Coordinator

Date 7/3/02

(REV 9/13/96 LV)

STATE OF NEVADA
DEPARTMENT OF BUSINESS AND INDUSTRY

DIVISION OF MINERALS

400 W. King Street, Suite 106
Carson City, Nevada 89710
(702) 687-5050 • Fax (702) 687-3957

RECEIVED

JUN 10 2002

Division of Minerals

ORIGINAL - Div. File
DUPLICATE - Div. NBMG
TRIPLICATE - Company File

**COMMERCIAL AND INDUSTRIAL CLASS
GEOTHERMAL SUBSURFACE INJECTION MONTHLY REPORT**

Company Empire Energy, LLC Address P.O. Box 40, Empire, NV 89405


Plant/Project Empire County Washoe Month of May, 2002

Show each injection well separately. File not later than the last day of the month for the preceding month.

Field and lease name	Well No.	GEOTHERMAL FLUIDS INJECTED		Average Temp.	Injection Pressure	Reservoir depth & formation
		Gallons per day	Gallons per month			
Empire KGRA	45-21	0	0			
Empire KGRA	42-21	1,585,440	49,148,640	205°F	15 psi	
Empire KGRA	43-21	2,439,360	75,620,160	205°F	0 psi	
Empire KGRA	35-21	0	0			
Empire KGRA	51-16	0	0			
Empire KGRA	53-21	1,388,160	19,434,240	208°F	2.0 psi	

This report to be filed by the end of the month following the month herein reported.

I hereby certify that the information given herewith is true, correct and complete to the best of my knowledge.

Signature 

Position Environmental Coordinator

Date 6/5/02

(REV 9/13/96 LV)

STATE OF NEVADA
DEPARTMENT OF BUSINESS AND INDUSTRY
DIVISION OF MINERALS
400 W. King Street, Suite 106
Carson City, Nevada 89710
(702) 687-5050 • Fax (702) 687-3957

ORIGINAL - Div. File
DUPLICATE - Div. NBMG
TRIPLICATE - Company File

RECEIVED

MAY 09 2002

COMMERCIAL AND INDUSTRIAL CLASS
GEOHERMAL SUBSURFACE INJECTION MONTHLY REPORT

Division of Minerals

Company Empire Energy, LLC Address P.O. Box 40, Empire, NV 89405


Plant/Project Empire County Washoe Month of April, 2002

Show each injection well separately. File not later than the last day of the month for the preceding month.

Field and lease name	Well No.	GEOHERMAL FLUIDS INJECTED		Average Temp.	Injection Pressure	Reservoir depth & formation
		Gallons per day	Gallons per month			
Empire KGRA	45-21	0	0			
Empire KGRA	42-21	1,594,080	44,634,240	201°F	16 psi	
Empire KGRA	43-21	1,644,480	49,334,400	204°F	3 psi	
Empire KGRA	35-21	0	0			
Empire KGRA	51-16	0	0			
Empire KGRA	53-21	1,260,000	23,940,000	204°F	2.0 psi	
Empire KGRA		3,938,400	55,137,600	204°F	0 psi	emergency overland flow

This report to be filed by the end of the month following the month herein reported.

I hereby certify that the information given herewith is true, correct and complete to the best of my knowledge.

Signature 

Position Environmental Coordinator

Date 5/6/02

(REV 9/13/96 LV)

Empire Energy, LLC

RECEIVED

MAY 09 2002

May 6, 2002

Division of Minerals

Ms. Linda Wells
Nevada Division of Minerals
400 W. King Street, Suite 106
Carson City, Nevada 89710

RE: Monthly Geothermal Production & Injection Report for April 2002

Dear Linda,

Enclosed is the April 2002 monthly report for the Empire Energy, LLC - Empire geothermal power plant. The Empire Foods dehydration facility is shut down for annual maintenance, so our surface discharging from injection well 51-16 under NDEP Permit NEV-94003 is temporarily on hold.

A 4" breach between the conductor piping and well casing on injection well 43-21 this month required an emergency surface discharge. Approximately 55,137,600 gallons of geothermal fluid was discharged to an overland flow. This emergency discharge is reflected in the injection well report enclosed. A copy of the NDEP report was sent to your office on April 26, 2002.


Please let me know if we can provide additional information.

Sincerely,



Donna M. Potter
Environmental Coordinator

Enclosures



P.O. BOX 40
EMPIRE, NEVADA 89405
(775) 557-2015
PLANT (775) 557-2812
FAX (775) 557-2018

STATE OF NEVADA
COMMISSION ON MINERAL RESOURCES
DIVISION OF MINERALS
400 W. King Street, Suite 106
Carson City, Nevada 89703
(775) 687-5050 - Fax (775) 687-3957

RECEIVED
APR 18 2002
Division of Minerals

GEOHERMAL
SUNDRY NOTICE AND REPORT ON WELLS

- | | |
|---|---|
| <input checked="" type="checkbox"/> Notice of Intention of Change Plans | <input type="checkbox"/> Subsequent Report of Water Shut-Off |
| <input type="checkbox"/> Notice of Intention to Test Water Shut-Off | <input type="checkbox"/> Subsequent Report of Reopening or Repair |
| <input type="checkbox"/> Notice of Intention to Reopen or Repair Well | <input type="checkbox"/> Subsequent Report of Shooting or Acidizing |
| <input type="checkbox"/> Notice of Intention to Shoot or Acidize Well | <input type="checkbox"/> Subsequent Report of Altering Casing |
| <input type="checkbox"/> Notice of Intention to Pull or Alter Casing | <input type="checkbox"/> Supplementary Well History |
| <input type="checkbox"/> Notice of Intention to Abandon Well | <input type="checkbox"/> Notice of intention to Fracture Treat Formation(s) |
| <input type="checkbox"/> Other (state) _____ | <input type="checkbox"/> Other (state) _____ |

(Indicate above by check mark, nature of report, notice or other data.)

Permit Number 161, 107 & 187 Date 4/16/02

Company Name Empire Energy, LLC Lease NVN 42707 Well No. 42-21, 43-21 & 53-21

Field or Area San Emidio Desert County Washoe

DETAILS OF WORK


(State names of and expected depths to objective zones: show sizes, weights, and lengths of proposed casings; indicate mudding jobs, cementing points, and ALL other pertinent data.)

Divert geothermal fluid from injection wells to a surface discharge for 180 days. EA, December 2001 was approved by BLM. Discharge to begin mid May, 2002.

I understand that this plan of work must receive approval in writing of the Division before operations may be commenced.

Company Empire Energy, LLC
Address P.O. Box 40
Empire, NV 89405
Name Donna Potter
Position Environmental Coordinator

DO NOT WRITE IN THE SPACE BELOW

Approved by 
Position Oil, Gas, Geo Programs Mgr.
Date Apr 24, 2002

REMARKS: _____

STATE OF NEVADA
DEPARTMENT OF BUSINESS AND INDUSTRY
DIVISION OF MINERALS
400 W. King Street, Suite 106
Carson City, Nevada 89710
(702) 687-5050 • Fax (702) 687-3957

ORIGINAL - Div. File
DUPLICATE - Div. NBMG
RECEIVED
APR 12 2002
Company File

COMMERCIAL AND INDUSTRIAL CLASS Division of Minerals
GEOHERMAL SUBSURFACE INJECTION MONTHLY REPORT

Company Empire Energy, LLC Address P.O. Box 40, Empire, NV 89405


Plant/Project Empire County Washoe Month of March, 2002

Show each injection well separately. File not later than the last day of the month for the preceding month.

Field and lease name	Well No.	GEOHERMAL FLUIDS INJECTED		Average Temp.	Injection Pressure	Reservoir depth & formation
		Gallons per day	Gallons per month			
Empire KGRA	45-21	0	0			
Empire KGRA	42-21	3,222,720	99,904,320	205°F	8 psi	
Empire KGRA	43-21	2,007,360	62,228,160	205°F	0 psi	
Empire KGRA	35-21	0	0			
Empire KGRA	51-16	447,840	12,987,360	232°F	47 psi	surface discharge
Empire KGRA	53-21	302,400	9,374,400	205°F	2.0 psi	

This report to be filed by the end of the month following the month herein reported.

I hereby certify that the information given herewith is true, correct and complete to the best of my knowledge.

Signature 

Position Environmental Coordinator

Date 4/9/02

(REV 9/13/96 LV)

STATE OF NEVADA
DEPARTMENT OF BUSINESS AND INDUSTRY
DIVISION OF MINERALS
400 W. King Street, Suite 106
Carson City, Nevada 89710
(702) 687-5050 • Fax (702) 687-3957

RECEIVED

MAR 19 2002

ORIGINAL - Div. File
DUPLICATE - Div. NBMG
TRIPLICATE - Company File

Division of Minerals

**COMMERCIAL AND INDUSTRIAL CLASS
GEOHERMAL SUBSURFACE INJECTION MONTHLY REPORT**

Company Empire Energy, LLC Address P.O. Box 40, Empire, NV 89405


Plant/Project Empire County Washoe Month of February, 2002

Show each injection well separately. File not later than the last day of the month for the preceding month.

Field and lease name	Well No.	GEOHERMAL FLUIDS INJECTED		Average Temp.	Injection Pressure	Reservoir depth & formation
		Gallons per day	Gallons per month			
Empire KGRA	45-21	0	0			
Empire KGRA	42-21	3,070,080	85,962,240	205°F	9 psi	
Empire KGRA	43-21	1,954,080	54,714,240	205°F	5 psi	
Empire KGRA	35-21	0	0			
Empire KGRA	51-16	570,240	15,966,720	224°F	43 psi	surface discharge
Empire KGRA	53-21	288,000	8,064,000	205°F	2.0 psi	

This report to be filed by the end of the month following the month herein reported.

I hereby certify that the information given herewith is true, correct and complete to the best of my knowledge.

Signature 

Position Environmental Coordinator

Date 3/15/02

(REV 9/13/96 LV)

STATE OF NEVADA
 DEPARTMENT OF BUSINESS AND INDUSTRY
DIVISION OF MINERALS
 400 W. King Street, Suite 106
 Carson City, Nevada 89710
 (702) 687-5050 • Fax (702) 687-3957

ORIGINAL - Div. File
 RECEIVED
 DIVISION OF MINERALS
 COMPANY FILE

FEB 08 2002

Division of Minerals

**COMMERCIAL AND INDUSTRIAL CLASS
 GEOTHERMAL SUBSURFACE INJECTION MONTHLY REPORT**

Company Empire Energy, LLC Address P.O. Box 40, Empire, NV 89405

Plant/Project Empire County Washoe Month of January, 2002

Show each injection well separately. File not later than the last day of the month for the preceding month.

Field and lease name	Well No.	GEOTHERMAL FLUIDS INJECTED		Average Temp.	Injection Pressure	Reservoir depth & formation
		Gallons per day	Gallons per month			
Empire KGRA	45-21	0	0			
Empire KGRA	42-21	1,720,800	53,344,800	201°F	18 psi	
Empire KGRA	43-21	1,419,840	44,015,040	202°F	6 psi	
Empire KGRA	35-21	0	0			
Empire KGRA	51-16	852,480	26,426,880	217°F	42 psi	surface discharge
Empire KGRA	53-21	1,036,800	32,140,800	202°F	2.0 psi	

This report to be filed by the end of the month following the month herein reported.

I hereby certify that the information given herewith is true, correct and complete to the best of my knowledge.

Signature 

Position Environmental Coordinator

Date 2/6/02

(REV 9/13/96 LV)