

STATE OF NEVADA  
DEPARTMENT OF BUSINESS AND INDUSTRY  
**DIVISION OF MINERALS**  
400 W. King Street, Suite 106  
Carson City, Nevada 89710  
(702) 687-5050 • Fax (702) 687-3957

**RECEIVED**

**JAN 11 2001**

**Div. of Minerals**

ORIGINAL - Div. File  
DUPLICATE - Div. NBMG  
TRIPLICATE - Company File

**COMMERCIAL AND INDUSTRIAL CLASS  
GEOHERMAL SUBSURFACE INJECTION MONTHLY REPORT**

Company Empire Energy, LLC Address P.O. Box 40, Empire, NV 89405

Plant/Project Empire County Washoe Month of December, 2000

Show each injection well separately. File not later than the last day of the month for the preceding month.

Field and lease name	Well No.	GEOHERMAL FLUIDS INJECTED		Average Temp.	Injection Pressure	Reservoir depth & formation
		Gallons per day	Gallons per month			
Empire KGRA	45-21	0	0			
Empire KGRA	42-21	2,377,584	73,705,104	205.6°F	23.5 psi	
Empire KGRA	43-21	1,826,208	56,612,448	205.6°F	5.5 psi	
Empire KGRA	35-21	0	0			
Empire KGRA	51-16	1,740,168	53,945,208	219.6°F	36.9 psi	surface discharge
Empire KGRA	53-21	2,160,000	6,696,000	205.6°F	2.0 psi	

This report to be filed by the end of the month following the month herein reported.

*I hereby certify that the information given herewith is true, correct and complete to the best of my knowledge.*

Signature 

Position Environmental Coordinator

Date 1/8/01

(REV 9/13/96 LV)

STATE OF NEVADA  
DEPARTMENT OF BUSINESS AND INDUSTRY  
**DIVISION OF MINERALS**  
400 W. King Street, Suite 106  
Carson City, Nevada 89710  
(702) 687-5050 • Fax (702) 687-3957

**RECEIVED**

DEC 13 2000

ORIGINAL - Div. File  
DUPLICATE - Div. NBMG  
TRIPLICATE - Company File

**Div. of Minerals**

**COMMERCIAL AND INDUSTRIAL CLASS  
GEOHERMAL SUBSURFACE INJECTION MONTHLY REPORT**

Company Empire Energy, LLC Address P.O. Box 40, Empire, NV 89405


Plant/Project Empire County Washoe Month of November, 2000

Show each injection well separately. File not later than the last day of the month for the preceding month.

Field and lease name	Well No.	GEOHERMAL FLUIDS INJECTED		Average Temp.	Injection Pressure	Reservoir depth & formation
		Gallons per day	Gallons per month			
Empire KGRA	45-21	0	0			
Empire KGRA	42-21	1,814,400	54,432,000	195.1°F	21.4 psi	
Empire KGRA	43-21	1,894,464	56,833,920	195.1°F	4.3 psi	
Empire KGRA	35-21	0	0			
Empire KGRA	51-16	722,880	21,686,400	211.8°F	28.9 psi	surface discharge
Empire KGRA	53-21	2,128,896	42,577,920	206.7°F	2.0 psi	

This report to be filed by the end of the month following the month herein reported.

*I hereby certify that the information given herewith is true, correct and complete to the best of my knowledge.*

Signature 

Position Environmental Coordinator

Date 12/6/00

(REV 9/13/96 LV)

STATE OF NEVADA  
DEPARTMENT OF BUSINESS AND INDUSTRY  
**DIVISION OF MINERALS**  
400 W. King Street, Suite 106  
Carson City, Nevada 89710  
(702) 687-5050 • Fax (702) 687-3957

**RECEIVED**

ORIGINAL - Div. File  
DUPLICATE - Div. NBMG  
TRIPLICATE - Company File

NOV 09 2000

Div. of Minerals

**COMMERCIAL AND INDUSTRIAL CLASS  
GEOTHERMAL SUBSURFACE INJECTION MONTHLY REPORT**

Company Empire Energy, LLC Address P.O. Box 40, Empire, NV 89405


Plant/Project Empire County Washoe Month of October, 2000

Show each injection well separately. File not later than the last day of the month for the preceding month.

Field and lease name	Well No.	GEOTHERMAL FLUIDS INJECTED		Average Temp.	Injection Pressure	Reservoir depth & formation
		Gallons per day	Gallons per month			
Empire KGRA	45-21	0	0			
Empire KGRA	42-21	1,371,168	42,506,208	201.1°F	23.1 psi	
Empire KGRA	43-21	1,836,072	57,755,232	201.1°F	5.0 psi	
Empire KGRA	35-21	0	0			
Empire KGRA	51-16	722,880	22,409,280	211.5°F	31.7 psi	surface discharge
Empire KGRA	53-21	2,160,000	54,000,000	279.6°F	2.0 psi	

This report to be filed by the end of the month following the month herein reported.

*I hereby certify that the information given herewith is true, correct and complete to the best of my knowledge.*

Signature 

Position Environmental Coordinator

Date 11/6/00

(REV 9/13/96 LV)

STATE OF NEVADA  
DEPARTMENT OF BUSINESS AND INDUSTRY  
**DIVISION OF MINERALS**  
400 W. King Street, Suite 106  
Carson City, Nevada 89710  
(702) 687-5050 • Fax (702) 687-3957

ORIGINAL - Div. File  
DUPLICATE - Div. NBMG  
TRIPLICATE - Company File

## COMMERCIAL AND INDUSTRIAL CLASS GEOHERMAL SUBSURFACE INJECTION MONTHLY REPORT

Company Empire Energy, LLC Address P.O. Box 40, Empire, NV 89405

Plant/Project Empire County Washoe Month of September, 2000

Show each injection well separately. File not later than the last day of the month for the preceding month.

Field and lease name	Well No.	GEOHERMAL FLUIDS INJECTED		Average Temp.	Injection Pressure	Reservoir depth & formation
		Gallons per day	Gallons per month			
Empire KGRA	45-21	0	0			
Empire KGRA	42-21	1,349,280	40,478,400	199.7°F	24.2 psi	
Empire KGRA	43-21	1,611,216	48,336,480	199.7°F	6.0 psi	
Empire KGRA	35-21	0	0			
Empire KGRA	51-16	722,880	21,686,400	209.9°F	24.7 psi	surface discharge
Empire KGRA	53-21	1,919,520	57,585,600	199.7°F	2.0 psi	

This report to be filed by the end of the month following the month herein reported.

*I hereby certify that the information given herewith is true, correct and complete to the best of my knowledge.*

Signature 

Position Environmental Coordinator

Date 10/5/00

(REV 9/13/96 LV)

**RECEIVED**

**OCT 11 2000**

**Div. of Minerals**

STATE OF NEVADA  
DEPARTMENT OF BUSINESS AND INDUSTRY  
**DIVISION OF MINERALS**  
400 W. King Street, Suite 106  
Carson City, Nevada 89710  
(702) 687-5050 • Fax (702) 687-3957

RECEIVED

SEP 18 2000

Div. of Minerals

ORIGINAL - Div. File  
DUPLICATE - Div. NBMG  
TRIPLICATE - Company File

## COMMERCIAL AND INDUSTRIAL CLASS GEOHERMAL SUBSURFACE INJECTION MONTHLY REPORT

Company Empire Energy, LLC Address P.O. Box 40, Empire, NV 89405


Plant/Project Empire County Washoe Month of August, 2000

Show each injection well separately. File not later than the last day of the month for the preceding month.

Field and lease name	Well No.	GEOHERMAL FLUIDS INJECTED		Average Temp.	Injection Pressure	Reservoir depth & formation
		Gallons per day	Gallons per month			
Empire KGRA	45-21	0	0			
Empire KGRA	42-21	1,695,024	52,545,744	203.9°F	29.5 psi	
Empire KGRA	43-21	1,590,480	49,304,880	203.9°F	6.0 psi	
Empire KGRA	35-21	0	0			
Empire KGRA	51-16	722,880	22,409,280	225.3°F	26.9 psi	surface discharge
Empire KGRA	53-21	1,728,000	53,568,000	203.9°F	2.0 psi	

This report to be filed by the end of the month following the month herein reported.

*I hereby certify that the information given herewith is true, correct and complete to the best of my knowledge.*

Signature 

Position Environmental Coordinator

Date 9/14/00

(REV 9/13/96 LV)

**RECEIVED**

ORIGINAL - Div. File  
 DUPLICATE - Div. NBMG  
 TRIPLICATE - Company File

AUG 10 2000

Div. of Minerals

**COMMERCIAL AND INDUSTRIAL CLASS  
 GEOTHERMAL SUBSURFACE INJECTION MONTHLY REPORT**

Company Empire Energy, LLC Address P.O. Box 40, Empire, NV 89405

Plant/Project Empire County Washoe Month of July, 2000

Show each injection well separately. File not later than the last day of the month for the preceding month.

Field and lease name	Well No.	GEOTHERMAL FLUIDS INJECTED		Average Temp.	Injection Pressure	Reservoir depth & formation
		Gallons per day	Gallons per month			
Empire KGRA	45-21	0	0			
Empire KGRA	42-21	1,685,520	52,251,120	204.9°F	28.6 psi	
Empire KGRA	43-21	1,606,320	49,795,920	204.9°F	7.4 psi	
Empire KGRA	35-21	0	0			
Empire KGRA	51-16	1,522,800	47,206,800	229.5°F	25.6 psi	surface dis charge
Empire KGRA	53-21	1,728,000	53,568,000	204.9°F	2.0 psi	

This report to be filed by the end of the month following the month herein reported.

*I hereby certify that the information given herewith is true, correct and complete to the best of my knowledge.*

Signature 

Position Environmental Coordinator

Date 8/7/00

STATE OF NEVADA  
DEPARTMENT OF BUSINESS AND INDUSTRY

**DIVISION OF MINERALS**

400 W. King Street, Suite 106  
Carson City, Nevada 89710  
(702) 687-5050 • Fax (702) 687-3957

RECEIVED

JUL 19 2000

Div. of Minerals

ORIGINAL - Div. File  
DUPLICATE - Div. NEMG  
TRIPLICATE - Company File

**COMMERCIAL AND INDUSTRIAL CLASS  
GEOTHERMAL SUBSURFACE INJECTION MONTHLY REPORT**

Company Empire Energy, LLC Address P.O. Box 40, Empire, NV 89405


Plant/Project Empire County Washoe Month of June, 2000

Show each injection well separately. File not later than the last day of the month for the preceding month.

Field and lease name	Well No.	GEOTHERMAL FLUIDS INJECTED		Average Temp.	Injection Pressure	Reservoir depth & formation
		Gallons per day	Gallons per month			
Empire KGRA	45-21	0	0			
Empire KGRA	42-21	1,655,136	49,654,080	205.4°F	18.5 psi	
Empire KGRA	43-21	1,551,456	46,543,680	205.4°F	6.5 psi	
Empire KGRA	35-21	0	0			
Empire KGRA	51-16	722,880	21,686,400	232.8°F	32.8 psi	surface discharge
Empire KGRA	53-21	1,728,000	51,840,000	205.4°F	2.0 psi	

This report to be filed by the end of the month following the month herein reported.

*I hereby certify that the information given herewith is true, correct and complete to the best of my knowledge.*

Signature 

Position Environmental Coordinator

Date 7/18/00

(REV 9/13/96 LV)

STATE OF NEVADA  
DEPARTMENT OF BUSINESS AND INDUSTRY  
**DIVISION OF MINERALS**  
400 W. King Street, Suite 106  
Carson City, Nevada 89710  
(702) 687-5050 • Fax (702) 687-3957

ORIGINAL - Div. File  
DUPLICATE - Div. NBMG  
TRIPLICATE - Company File

**RECEIVED**

JUN 14 2000

**COMMERCIAL AND INDUSTRIAL CLASS** *Div. of Minerals*  
**GEOHERMAL SUBSURFACE INJECTION MONTHLY REPORT**

Company Empire Energy, LLC Address P.O. Box 40, Empire, NV 89405


Plant/Project Empire County Washoe Month of May, 2000

Show each injection well separately. File not later than the last day of the month for the preceding month.

Field and lease name	Well No.	GEOHERMAL FLUIDS INJECTED		Average Temp.	Injection Pressure	Reservoir depth & formation
		Gallons per day	Gallons per month			
Empire KGRA	45-21	0	0			
Empire KGRA	42-21	1,617,696	50,148,576	199.5°F	7.9 psi	
Empire KGRA	43-21	1,559,088	48,331,728	199.8°F	7.6 psi	
Empire KGRA	35-21	0	0			
Empire KGRA	51-16	722,880	9,397,440	240.3°F	45.5 psi	surface discharge
Empire KGRA	53-21	1,667,664	51,697,584	199.8°F	2.0 psi	

This report to be filed by the end of the month following the month herein reported.

*I hereby certify that the information given herewith is true, correct and complete to the best of my knowledge.*

Signature 

Position Environmental Coordinator

Date 6/9/00

(REV 9/13/96 LV)



STATE OF NEVADA  
DEPARTMENT OF BUSINESS AND INDUSTRY

**DIVISION OF MINERALS**

400 W. King Street, Suite 106  
Carson City, Nevada 89710  
(702) 687-5050 • Fax (702) 687-3957

RECEIVED

MAY 11 2000

Div. of Minerals

ORIGINAL - Div. File  
DUPLICATE - Div. NBMG  
TRIPLICATE - Company File

**COMMERCIAL AND INDUSTRIAL CLASS  
GEOTHERMAL SUBSURFACE INJECTION MONTHLY REPORT**

Company Amor II Corporation Address P.O. Box 40, Empire, NV 89405

Plant/Project Empire County Washoe Month of April, 2000

Show each injection well separately. File not later than the last day of the month for the preceding month.

Field and lease name	Well No.	GEOTHERMAL FLUIDS INJECTED		Average Temp.	Injection Pressure	Reservoir depth & formation
		Gallons per day	Gallons per month			
Empire KGRA	45-21	0	0			
Empire KGRA	42-21	1,193,904	35,817,120	206.8°F	7.1 psi	
Empire KGRA	43-21	1,503,936	45,118,080	206.8°F	10.1 psi	
Empire KGRA	35-21	0	0			
Empire KGRA	51-16	722,880	3,614,400	164.6°F	2.6 psi	surface discharge
Empire KGRA	53-21	2,592,000	77,760,000	206.8°F	2.0 psi	

This report to be filed by the end of the month following the month herein reported.

*I hereby certify that the information given herewith is true, correct and complete to the best of my knowledge.*

Signature *Donna M. Peltz*

Position Environmental Coordinator

Date 4/9/00

(REV 9/13/96 LV)

STATE OF NEVADA  
 DEPARTMENT OF BUSINESS AND INDUSTRY  
**DIVISION OF MINERALS**  
 400 W. King Street, Suite 106  
 Carson City, Nevada 89710  
 (702) 687-5050 • Fax (702) 687-3957

RECEIVED

APR 17 2000

Div. of Minerals

ORIGINAL - Div. File  
 DUPLICATE - Div. NBMG  
 TRIPLICATE - Company File

**COMMERCIAL AND INDUSTRIAL CLASS  
 GEOTHERMAL SUBSURFACE INJECTION MONTHLY REPORT**

Company Amor II Corporation Address P.O. Box 40, Empire, NV 89405


Plant/Project Empire County Washoe Month of March, 2000

Show each injection well separately. File not later than the last day of the month for the preceding month.

Field and lease name	Well No.	GEOTHERMAL FLUIDS INJECTED		Average Temp.	Injection Pressure	Reservoir depth & formation
		Gallons per day	Gallons per month			
Empire KGRA	45-21	0	0			
Empire KGRA	42-21	796,608	24,694,848	203.8°F	12.1 psi	
Empire KGRA	43-21	1,779,696	55,170,576	203.8°F	7.9 psi	
Empire KGRA	35-21	0	0			
Empire KGRA	51-16	722,880	22,409,280	170.8°F	4.5 psi	surface discharge
Empire KGRA	53-21	2,578,032	79,918,992	203.8°F	2.0 psi	

This report to be filed by the end of the month following the month herein reported.

*I hereby certify that the information given herewith is true, correct and complete to the best of my knowledge.*

Signature 

Position Environmental Coordinator

Date 4/13/00

(REV 9/13/96 LV)

STATE OF NEVADA  
DEPARTMENT OF BUSINESS AND INDUSTRY  
**DIVISION OF MINERALS**  
400 W. King Street, Suite 106  
Carson City, Nevada 89710  
(702) 687-5050 • Fax (702) 687-3957

ORIGINAL - Div. File  
DUPLICATE - Div. NBMG  
TRIPLICATE - Company File

**RECEIVED**

MAR 15 2000

**COMMERCIAL AND INDUSTRIAL CLASS  
GEOHERMAL SUBSURFACE INJECTION MONTHLY REPORT**

Div. of Minerals

Company Amor II Corporation Address P.O. Box 40, Empire, NV 89405

Plant/Project Empire County Washoe Month of February, 2000

Show each injection well separately. File not later than the last day of the month for the preceding month.

Field and lease name	Well No.	GEOHERMAL FLUIDS INJECTED		Average Temp.	Injection Pressure	Reservoir depth & formation
		Gallons per day	Gallons per month			
Empire KGRA	45-21	0	0			
Empire KGRA	42-21	1,063,152	30,831,408	203.2°F	20.0 psi	
Empire KGRA	43-21	1,779,408	51,602,832	203.2°F	6.6 psi	
Empire KGRA	35-21	0	0			
Empire KGRA	51-16	722,880	20,963,520	176.2°F	5.7 psi	surface discharge
Empire KGRA	53-21	2,321,424	67,321,296	203.2°F	2.0 psi	

This report to be filed by the end of the month following the month herein reported.

*I hereby certify that the information given herewith is true, correct and complete to the best of my knowledge.*

Signature 

Position Environmental Coordinator

Date 3/13/00

(REV 9/13/96 LV)

STATE OF NEVADA  
DEPARTMENT OF BUSINESS AND INDUSTRY  
**DIVISION OF MINERALS**  
400 W. King Street, Suite 106  
Carson City, Nevada 89710  
(702) 687-5050 • Fax (702) 687-3957

RECEIVED

FEB 15 2000

ORIGINAL - Div. File  
DUPLICATE - Div. NBMG  
TRIPLICATE - Company File

Div. of Minerals

**COMMERCIAL AND INDUSTRIAL CLASS  
GEOHERMAL SUBSURFACE INJECTION MONTHLY REPORT**

Company Amor II Corporation Address P.O. Box 40, Empire, NV 89405


Plant/Project Empire County Washoe Month of January, 2000

Show each injection well separately. File not later than the last day of the month for the preceding month.

Field and lease name	Well No.	GEOHERMAL FLUIDS INJECTED		Average Temp.	Injection Pressure	Reservoir depth & formation
		Gallons per day	Gallons per month			
Empire KGRA	45-21	0	0			
Empire KGRA	42-21	1,076,256	33,363,936	204.2°F	9.4 psi	
Empire KGRA	43-21	1,937,520	60,063,120	204.2°F	5.9 psi	
Empire KGRA	35-21	0	0			
Empire KGRA	51-16	722,880	22,409,280	187.3°F	9.3 psi	surface discharge
Empire KGRA	53-21	2,304,000	71,424,000	200.6°F	2.0 psi	

This report to be filed by the end of the month following the month herein reported.

*I hereby certify that the information given herewith is true, correct and complete to the best of my knowledge.*

Signature 

Position Environmental Coordinator

Date 2/14/00

(REV 9/13/96 LV)