

STATE OF NEVADA
 DEPARTMENT OF BUSINESS AND INDUSTRY
DIVISION OF MINERALS
 400 W. King Street, Suite 106
 Carson City, Nevada 89710
 (702) 687-5050 • Fax (702) 687-3957

ORIGINAL - Div. File
 DUPLICATE - Div. NBMG
 TRIPLICATE - Company File

RECEIVED

JAN 11 1999

**COMMERCIAL AND INDUSTRIAL CLASS
 GEOTHERMAL SUBSURFACE INJECTION MONTHLY REPORT**

Div. of Minerals

Company Amor II Corporation Address P.O. Box 40, Empire, NV 89405

Plant/Project Empire County Washoe Month of December, 19 98

Show each injection well separately. File not later than the last day of the month for the preceding month.

Field and lease name	Well No.	GEOTHERMAL FLUIDS INJECTED		Average Temp.	Injection Pressure	Reservoir depth & formation
		Gallons per day	Gallons per month			
Empire KGRA	45-21	0	0			
Empire KGRA	43-21	930,240	28,837,440	199.5°F	8 psi	
Empire KGRA	42-21	3,132,000	97,092,000	199.6°F	14 psi	
Empire KGRA	35-21	0	0			
Empire KGRA	51-16	774,720	24,016,320	236.5°F	15.1 psi	
Empire KGRA	53-21	720,000	22,320,000	197.7°F	1.0 psi	

This report to be filed by the end of the month following the month herein reported.

I hereby certify that the information given herewith is true, correct and complete to the best of my knowledge.

Signature [Handwritten Signature]

Position Environmental Coordinator

Date 01/08/98

(REV 9/13/96 LV)

STATE OF NEVADA
DEPARTMENT OF BUSINESS AND INDUSTRY
DIVISION OF MINERALS
400 W. King Street, Suite 106
Carson City, Nevada 89710
(702) 687-5050 • Fax (702) 687-3957

ORIGINAL - Div. File
DUPLICATE - Div. NBMG
TRIPPLICATE - Company File

RECEIVED

DEC 07 1998

Div. of Minerals

COMMERCIAL AND INDUSTRIAL CLASS GEOTHERMAL SUBSURFACE INJECTION MONTHLY REPORT

Company Amor II Corporation Address P.O. Box 40, Empire, NV 89405

Plant/Project Empire County Washoe Month of November, 19 98

Show each injection well separately. File not later than the last day of the month for the preceding month.

Field and lease name	Well No.	GEOTHERMAL FLUIDS INJECTED		Average Temp.	Injection Pressure	Reservoir depth & formation
		Gallons per day	Gallons per month			
Empire KGRA	45-21	0	0			
Empire KGRA	43-21	1,638,720	49,161,600	200°F	8 psi	
Empire KGRA	42-21	3,551,040	106,531,200	200°F	19 psi	
Empire KGRA	35-21	0	0			
Empire KGRA	51-16	1,041,120	31,233,600	235°F	13 psi	
Empire KGRA	53-21	720,000	4,320,000	235°F	1 psi	

This report to be filed by the end of the month following the month herein reported.

I hereby certify that the information given herewith is true, correct and complete to the best of my knowledge.

Signature 

Position Environmental Coordinator

Date 12/03/98

STATE OF NEVADA
 DEPARTMENT OF BUSINESS AND INDUSTRY
DIVISION OF MINERALS
 400 W. King Street, Suite 106
 Carson City, Nevada 89710
 (702) 687-5050 • Fax (702) 687-3957

ORIGINAL - Div. File
 DUPLICATE - Div. NBMG
 TRIPLICATE - Company File

RECEIVED

NOV 17 1998

Div. of Minerals

**COMMERCIAL AND INDUSTRIAL CLASS
 GEOTHERMAL SUBSURFACE INJECTION MONTHLY REPORT**

Company Amor II Corporation Address P.O. Box 40, Empire, NV 89405


Plant/Project Empire County Washoe Month of October, 19 98

Show each injection well separately. File not later than the last day of the month for the preceding month.

Field and lease name	Well No.	GEOTHERMAL FLUIDS INJECTED		Average Temp.	Injection Pressure	Reservoir depth & formation
		Gallons per day	Gallons per month			
Empire KGRA	45-21	0	0			
Empire KGRA	43-21	2,220,480	68,834,880	199.8°F	6.3 psi	
Empire KGRA	42-21	2,835,360	87,896,160	199.8°F	25.9 psi	
Empire KGRA	35-21	0	0			
Empire KGRA	51-16	930,240	28,374,440	235.3°F	12.6 psi	

This report to be filed by the end of the month following the month herein reported.

I hereby certify that the information given herewith is true, correct and complete to the best of my knowledge.

Signature 

Position Environmental Coordinator

Date 10/15/98 11/13/98

STATE OF NEVADA
DEPARTMENT OF BUSINESS AND INDUSTRY
DIVISION OF MINERALS
400 W. King Street, Suite 106
Carson City, Nevada 89710
(702) 687-5050 • Fax (702) 687-3957

ORIGINAL - Div. File
DUPLICATE - Div. NBMG
TRIPLICATE - Company File

RECEIVED

OCT 16 1998

**COMMERCIAL AND INDUSTRIAL CLASS
GEOTHERMAL SUBSURFACE INJECTION MONTHLY REPORT**

Div. of Minerals

Company Amor II Corporation Address P.O. Box 40, Empire, NV 89405

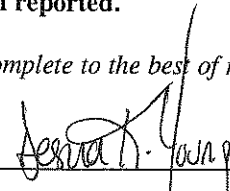
Plant/Project Empire County Washoe Month of September, 19 98

Show each injection well separately. File not later than the last day of the month for the preceding month.

Field and lease name	Well No.	GEOTHERMAL FLUIDS INJECTED		Average Temp.	Injection Pressure	Reservoir depth & formation
		Gallons per day	Gallons per month			
Empire KGRA	45-21	0	0			
Empire KGRA	43-21	4,180,608	125,418,240	205.3°F	13.5 psi	
Empire KGRA	42-21	1,664,352	51,594,912	154.3°F	10.6 psi	
Empire KGRA	35-21	0	0			
Empire KGRA	51-16	840,240	25,207,200	236.8°F	12.8 psi	

This report to be filed by the end of the month following the month herein reported.

I hereby certify that the information given herewith is true, correct and complete to the best of my knowledge.

Signature 

Position Environmental Coordinator

Date 10/15/98

STATE OF NEVADA
DEPARTMENT OF BUSINESS AND INDUSTRY
DIVISION OF MINERALS
400 W. King Street, Suite 106
Carson City, Nevada 89710
(702) 687-5050 • Fax (702) 687-3957

ORIGINAL - Div. File
DUPLICATE - Div. NBMG
TRIPLICATE - Company File

RECEIVED

OCT 16 1998

COMMERCIAL AND INDUSTRIAL CLASS *Div. of Minerals*
GEOHERMAL SUBSURFACE INJECTION MONTHLY REPORT

Company Amor II Corporation Address P.O. Box 40, Empire, NV 89405

Plant/Project Empire County Washoe Month of August, 19 98

Show each injection well separately. File not later than the last day of the month for the preceding month.

Field and lease name	Well No.	GEOHERMAL FLUIDS INJECTED		Average Temp.	Injection Pressure	Reservoir depth & formation
		Gallons per day	Gallons per month			
Empire KGRA	45-21	0	0			
Empire KGRA	43-21	180,864	5,606,784	88.6°F	26.5 psi	
Empire KGRA	42-21	5,795,712	1,785,510,072	91.7°F	0. psi	
Empire KGRA	35-21	0	0			
Empire KGRA	51-16	756,720	23,458,320	242.4°F	13. psi	

This report to be filed by the end of the month following the month herein reported.

I hereby certify that the information given herewith is true, correct and complete to the best of my knowledge.

Signature 

Position Environmental Coordinator

Date 10/15/98

STATE OF NEVADA
DEPARTMENT OF BUSINESS AND INDUSTRY
DIVISION OF MINERALS
400 W. King Street, Suite 106
Carson City, Nevada 89710
(702) 687-5050 • Fax (702) 687-3957

ORIGINAL - Div. File
DUPLICATE - Div. NBMG
TRIPLICATE - Company File

RECEIVED

SEP 29 1998

**COMMERCIAL AND INDUSTRIAL CLASS
GEOTHERMAL SUBSURFACE INJECTION MONTHLY REPORT** Div. of Minerals

Company Amor II Corporation Address P.O. Box 40, Empire, NV 89405

Plant/Project Empire County Washoe Month of July, 19 98

Show each injection well separately. File not later than the last day of the month for the preceding month.

Field and lease name	Well No.	GEOTHERMAL FLUIDS INJECTED		Average Temp.	Injection Pressure	Reservoir depth & formation
		Gallons per day	Gallons per month			
Empire KGRA	45-21	0	0			
Empire KGRA	43-21	5,809,536	180,095,616	199.5°F	19.4 psi	
Empire KGRA	42-21	136,800	4,240,800	91.7°F	0. psi	
Empire KGRA	35-21	0	0			
Empire KGRA	51-16	739,296	22,918,176	231.6°F	11.7 psi	

This report to be filed by the end of the month following the month herein reported.

I hereby certify that the information given herewith is true, correct and complete to the best of my knowledge.

Signature 

Position Environmental Coordinator

Date 09/26/98

STATE OF NEVADA
DEPARTMENT OF BUSINESS AND INDUSTRY
DIVISION OF MINERALS
400 W. King Street, Suite 106
Carson City, Nevada 89710
(702) 687-5050 • Fax (702) 687-3957

ORIGINAL - Div. File
DUPLICATE - Div. NBMG
TRIPLICATE - Company File

RECEIVED

JUL 09 1998

**COMMERCIAL AND INDUSTRIAL CLASS
GEOTHERMAL SUBSURFACE INJECTION MONTHLY REPORT**

Div. of Minerals

Company Amor II Corporation Address P.O. Box 40, Empire, NV 89405

Plant/Project Empire County Washoe Month of June, 19 98

Show each injection well separately. File not later than the last day of the month for the preceding month.

Field and lease name	Well No.	GEOTHERMAL FLUIDS INJECTED		Average Temp.	Injection Pressure	Reservoir depth & formation
		Gallons per day	Gallons per month			
Empire KGRA	45-21	0	0			
Empire KGRA	43-21	5,826,384	174,670,137	205°F	23 psi	
Empire KGRA	42-21	115,200	3,453,600	85°F	0 psi	
Empire KGRA	35-21	0	0			
Empire KGRA	51-16	884,736	26,523,648	237°F	9 psi	

This report to be filed by the end of the month following the month herein reported.

I hereby certify that the information given herewith is true, correct and complete to the best of my knowledge.

Signature *Rita M. Fujillo*

Position Environmental Coordinator

Date 07/07/98

STATE OF NEVADA
 DEPARTMENT OF BUSINESS AND INDUSTRY
DIVISION OF MINERALS
 400 W. King Street, Suite 106
 Carson City, Nevada 89710
 (702) 687-5050 • Fax (702) 687-3957

ORIGINAL - Div. File
 DUPLICATE - Div. NBMG
 TRIPLICATE - Company File

RECEIVED

JUN 10 1998

**COMMERCIAL AND INDUSTRIAL CLASS
 GEOTHERMAL SUBSURFACE INJECTION MONTHLY REPORT**

Div. of Minerals

Company Amor II Corporation Address P.O. Box 40, Empire, NV 89405


Plant/Project Empire County Washoe Month of May, 19 98

Show each injection well separately. File not later than the last day of the month for the preceding month.

Field and lease name	Well No.	GEOTHERMAL FLUIDS INJECTED		Average Temp.	Injection Pressure	Reservoir depth & formation
		Gallons per day	Gallons per month			
Empire KGRA	45-21	0	0			
Empire KGRA	43-21	4,780,368	147,793,044	199°F	17 psi	
Empire KGRA	42-21	108,864	3,370,248	82°F	0 psi	
Empire KGRA	35-21	0	0			
Empire KGRA	51-16	833,616	11,166,981	229°F	10 psi	

This report to be filed by the end of the month following the month herein reported.

I hereby certify that the information given herewith is true, correct and complete to the best of my knowledge.

Signature 
 Position Environmental Coordinator
 Date 06/09/98

STATE OF NEVADA
DEPARTMENT OF BUSINESS AND INDUSTRY
DIVISION OF MINERALS
400 W. King Street, Suite 106
Carson City, Nevada 89710
(702) 687-5050 • Fax (702) 687-3957

ORIGINAL - Div. File
DUPLICATE - Div. NBMG
TRIPLICATE - Company File

COMMERCIAL AND INDUSTRIAL CLASS GEOTHERMAL SUBSURFACE INJECTION MONTHLY REPORT

Company Amor II Corporation Address P O Box 40, Empire, NV 89405


Plant/Project Empire County Washoe Month of April, 19 98

Show each injection well separately. File not later than the last day of the month for the preceding month.

Field and lease name	Well No.	GEOTHERMAL FLUIDS INJECTED		Average Temp.	Injection Pressure	Reservoir depth & formation
		Gallons per day	Gallons per month			
Empire KGRA	45-21	-0-	-0-			
Empire KGRA	43-21	4,749,563	142,486,902	197°F	16psi	
Empire KGRA	42-21	76,969	2,309,076	81°F	0psi	
Empire KGRA	35-21	-0-	-0-			
Empire KGRA	51-16	-0-	-0-			

This report to be filed by the end of the month following the month herein reported.

I hereby certify that the information given herewith is true, correct and complete to the best of my knowledge.

Signature 

Position Environmental Coordinator

Date 05/12/98

STATE OF NEVADA
 DEPARTMENT OF BUSINESS AND INDUSTRY
DIVISION OF MINERALS
 400 W. King Street, Suite 106
 Carson City, Nevada 89710
 (702) 687-5050 • Fax (702) 687-3957

ORIGINAL - Div. File
 DUPLICATE - Div. NBMG
 TRIPLICATE - Company File

RECEIVED

**COMMERCIAL AND INDUSTRIAL CLASS
 GEOTHERMAL SUBSURFACE INJECTION MONTHLY REPORT**

APR 22 1998

Div. of Minerals

Company Amor II Corporation Address P O Box 40, Empire, NV 89405

Plant/Project Empire County Washoe Month of March, 19 98

Show each injection well separately. File not later than the last day of the month for the preceding month.

Field and lease name	Well No.	GEOTHERMAL FLUIDS INJECTED		Average Temp.	Injection Pressure	Reservoir depth & formation
		Gallons per day	Gallons per month			
Empire KGRA	45-21	-0-	-0-			
Empire KGRA	43-21	4,197,744	130,130,064	193°F	13 psi	
Empire KGRA	42-21	86,832	2,691,792	78°F	0 psi	
Empire KGRA	35-21	-0-	-0-			
Empire KGRA	51-16	765,792	2,871,720	216°F	2 psi	

This report to be filed by the end of the month following the month herein reported.

I hereby certify that the information given herewith is true, correct and complete to the best of my knowledge.

Signature Rita M. Trujillo

Position Environmental Coordinator

Date 04/20/98

STATE OF NEVADA
 DEPARTMENT OF BUSINESS AND INDUSTRY
DIVISION OF MINERALS
 400 W. King Street, Suite 106
 Carson City, Nevada 89710
 (702) 687-5050 • Fax (702) 687-3957

ORIGINAL - Div. File
 DUPLICATE - Div. NBMG
 TRIPPLICATE - Company File

RECEIVED

**COMMERCIAL AND INDUSTRIAL CLASS
 GEOTHERMAL SUBSURFACE INJECTION MONTHLY REPORT**

MAR 30 1998

Div. of Minerals

Company Amor II Corporation Address P.O. Box 40, Empire, NV 89405

Plant/Project Empire County Washoe Month of February, 19 98

Show each injection well separately. File not later than the last day of the month for the preceding month.

Field and lease name	Well No.	GEOTHERMAL FLUIDS INJECTED		Average Temp.	Injection Pressure	Reservoir depth & formation
		Gallons per day	Gallons per month			
Empire KGRA	45-21	-0-	-0-			
	43-21	4,602,528	128,870,784	198°F	18 psi	
	42-21	140,976	3,947,328	78°F	1 psi	
	35-21	-0-	-0-			
	51-16	806,976	22,595,328	214°F	2 psi	

This report to be filed by the end of the month following the month herein reported.

I hereby certify that the information given herewith is true, correct and complete to the best of my knowledge.

Signature Rita M. Trujillo
 Position Environmental Coordinator
 Date March 26, 1998

STATE OF NEVADA
DEPARTMENT OF BUSINESS AND INDUSTRY
DIVISION OF MINERALS
400 W. King Street, Suite 106
Carson City, Nevada 89710
(702) 687-5050 • Fax (702) 687-3957

ORIGINAL - Div. File
DUPLICATE - Div. NBMG
TRIPPLICATE - Company File

RECEIVED

MAR 03 1998

Div. of Minerals

**COMMERCIAL AND INDUSTRIAL CLASS
GEOTHERMAL SUBSURFACE INJECTION MONTHLY REPORT**

Company Amor II Corporation Address P O Box 40, Empire, NV 89405


Plant/Project Empire County Washoe Month of January, 1998

Show each injection well separately. File not later than the last day of the month for the preceding month.

Field and lease name	Well No.	GEOTHERMAL FLUIDS INJECTED		Average Temp.	Injection Pressure	Reservoir depth & formation
		Gallons per day	Gallons per month			
Empire KGRA	45-21	111,600	223,200	54°F	9 psi	
Empire KGRA	43-21	5,222,592	161,900,352	199°F	24 psi	
Empire KGRA	42-21	259,632	8,048,592	110°F	5 psi	
Empire KGRA	35-21	0	0			
Empire KGRA	51-16	353,952	6,371,136	173°F	6 psi	

This report to be filed by the end of the month following the month herein reported.

I hereby certify that the information given herewith is true, correct and complete to the best of my knowledge.

Signature 

Position Environmental Coordinator

Date 02/27/98