

STATE OF NEVADA  
DEPARTMENT OF BUSINESS AND INDUSTRY  
**DIVISION OF MINERALS**  
400 W. King Street, Suite 106  
Carson City, Nevada 89710  
(702) 687-5050

ORIGINAL - Div. File  
DUPLICATE - Div. NBMG  
TRIPPLICATE - Company File

## COMMERCIAL AND INDUSTRIAL CLASS GEOHERMAL SUBSURFACE INJECTION MONTHLY REPORT

Company Amor II Corporation Address P.O. Box 40, Empire, NV 89405  
Plant/Project Empire County Washoe Month of December, 1996

Show each injection well separately. File not later than the last day of the month for the preceding month.

Field and lease name	Well No.	GEOHERMAL FLUIDS INJECTED		Average Temp.	Injection Pressure	Reservoir depth & formation
		Gallons per day	Gallons per month			
Empire KGRA	45-21	72,000	1,296,000	87°F	36 psi	
Empire KGRA	43-21	3,536,640	101,907,073	202°F	12 psi	
Empire KGRA	42-21	1,791,652	50,193,036	202°F	14 psi	
Empire KGRA	35-21	0	0			

**RECEIVED**  
**JAN 30 1997**  
**Div. of Minerals**

This report to be filed by the end of the month following the month herein reported.

*I hereby certify that the information given herewith is true, correct and complete to the best of my knowledge.*

Signature *Patsy M. Bates*  
Position Environmental Coordinator  
Date 01/28/97

STATE OF NEVADA  
DEPARTMENT OF BUSINESS AND INDUSTRY  
**DIVISION OF MINERALS**

400 W. King Street, Suite 106  
Carson City, Nevada 89710  
(702) 687-5050

ORIGINAL - Div. File  
DUPLICATE - Div. NBMG  
TRIPPLICATE - ~~Div. File~~

DEC 31 1996

Div. of Minerals

**COMMERCIAL AND INDUSTRIAL CLASS  
GEOHERMAL SUBSURFACE INJECTION MONTHLY REPORT**

Company Amor II Corporation Address PO Box 40, Empire, NV 89405

Plant/Project Empire County Washoe Month of November, 1996

Show each injection well separately. File not later than the last day of the month for the preceding month.

Field and lease name	Well No.	GEOHERMAL FLUIDS INJECTED		Average Temp.	Injection Pressure	Reservoir depth & formation
		Gallons per day	Gallons per month			
Empire KGRA	42-21	784,800	23,544,000	190°F	9 psi	
Empire KGRA	43-21	3,852,000	115,500,000	191°F	6 psi	
Empire KGRA	45-21	25,200	554,400	85°F	28 psi	
Empire KGRA	35-21	0	0			

This report to be filed by the end of the month following the month herein reported.

*I hereby certify that the information given herewith is true, correct and complete to the best of my knowledge.*

Signature 

Position Power Plant Manager

Date 12/30/96

STATE OF NEVADA  
DEPARTMENT OF BUSINESS AND INDUSTRY  
**DIVISION OF MINERALS**  
400 W. King Street, Suite 106  
Carson City, Nevada 89710  
(702) 687-5050

ORIGINAL - Div. File  
DUPLICATE - Div. NBMG  
TRIPLICATE - Company File

**RECEIVED**

DEC 02 1996

**COMMERCIAL AND INDUSTRIAL CLASS**      **Div. of Minerals**  
**GEOHERMAL SUBSURFACE INJECTION MONTHLY REPORT**


Company Amor II Corporation      Address PO Box 40, Empire, NV 89405  
Plant/Project Empire      County Washoe      Month of October, 1996

Show each injection well separately. File not later than the last day of the month for the preceding month.

Field and lease name	Well No.	GEOHERMAL FLUIDS INJECTED		Average Temp.	Injection Pressure	Reservoir depth & formation
		Gallons per day	Gallons per month			
Empire KGRA	42-21	1,285,920	39,863,520	192°	9 psi	
Empire KGRA	43-21	2,574,720	79,816,320	192°	12 psi	
Empire KGRA	45-21	72,000	1,512,000	97.5°	30 psi	

This report to be filed by the end of the month following the month herein reported.

*I hereby certify that the information given herewith is true, correct and complete to the best of my knowledge.*

Signature 

Position Power Plant Manager

Date 11/25/96

STATE OF NEVADA  
DEPARTMENT OF BUSINESS AND INDUSTRY  
**DIVISION OF MINERALS**  
400 W. King Street, Suite 106  
Carson City, Nevada 89710  
(702) 687-5050

ORIGINAL - Div. File  
DUPLICATE - Div. NBMG  
TRIPPLICATE - Company File  
**RECEIVED**

NOV 05 1996

**COMMERCIAL AND INDUSTRIAL CLASS** Div. of Minerals  
**GEOHERMAL SUBSURFACE INJECTION MONTHLY REPORT**

Company AMOR II CORPORATION Address P.O. BOX 40, EMPIRE, NV 89405  
Plant/Project EMPIRE County WASHOE Month of SEPTEMBER, 19 96

Show each injection well separately. File not later than the last day of the month for the preceding month.

Field and lease name	Well No.	GEOHERMAL FLUIDS INJECTED		Average Temp.	Injection Pressure	Reservoir depth & formation
		Gallons per day	Gallons per month			
Empire KGRA	42-21	1,720,800	56,548,800	197°	11 psi	
Empire KGRA	43-21	2,527,200	83,397,600	199°	13 psi	
Empire KGRA	45-21	2,965	86,000	104°	30 psi	
Empire KGRA	35-21	0	0			

This report to be filed by the end of the month following the month herein reported.

*I hereby certify that the information given herewith is true, correct and complete to the best of my knowledge.*

Signature \_\_\_\_\_

Position \_\_\_\_\_

Date \_\_\_\_\_

Power Plant Manager

September 25, 1996

STATE OF NEVADA  
 DEPARTMENT OF BUSINESS AND INDUSTRY  
**DIVISION OF MINERALS**  
 400 W. King Street, Suite 106  
 Carson City, Nevada 89710  
 (702) 687-5050

ORIGINAL - Div. File  
 DUPLICATE - Div. NBMG  
 TRIPPLICATE - Company File

SEP 24 1996

Div. of Minerals

## COMMERCIAL AND INDUSTRIAL CLASS GEOTHERMAL SUBSURFACE INJECTION MONTHLY REPORT

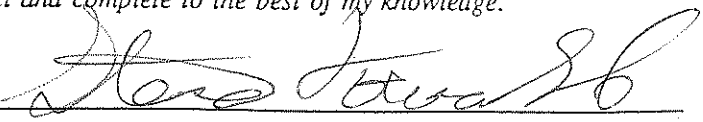
Company Amor II Corporation Address P.O. Box 40, Empire, NV 89405  
 Plant/Project Empire County Washoe Month of August, 1996

Show each injection well separately. File not later than the last day of the month for the preceding month.

Field and lease name	Well No.	GEOTHERMAL FLUIDS INJECTED		Average Temp.	Injection Pressure	Reservoir depth & formation
		Gallons per day	Gallons per month			
EMPIRE KGRA	42-21	2,797,200	58,741,200	204°F	12 psi	
EMPIRE KGRA	43-21	3,168,000	22,176,000	205°F	15 psi	
EMPIRE KGRA	45-21	7,920	39,600	101°F	26 psi	

This report to be filed by the end of the month following the month herein reported.

*I hereby certify that the information given herewith is true, correct and complete to the best of my knowledge.*

Signature   
 Position Power Plant Manager  
 Date August 20, 1996

STATE OF NEVADA  
DEPARTMENT OF BUSINESS AND INDUSTRY  
**DIVISION OF MINERALS**  
400 W. King Street, Suite 106  
Carson City, Nevada 89710  
(702) 687-5050

ORIGINAL - Div. File  
DUPLICATE - Div. NBMG  
TRIPLICATE - Company File

**RECEIVED**

AUG 21 1996

**COMMERCIAL AND INDUSTRIAL CLASS**     Div. of Minerals  
**GEOHERMAL SUBSURFACE INJECTION MONTHLY REPORT**


Company AMOR II CORPORATION     Address PO BOX 40, EMPIRE NV 89405  
Plant/Project EMPIRE     County WASHOE     Month of JULY, 19 96

Show each injection well separately. File not later than the last day of the month for the preceding month.

Field and lease name	Well No.	GEOHERMAL FLUIDS INJECTED		Average Temp.	Injection Pressure	Reservoir depth & formation
		Gallons per day	Gallons per month			
Empire KGRA	42-21	3,880,800	120,304,800	187.8°F	38 psi	
Empire KGRA	45-21	5,112	25,560	97.4°F	27 psi	
Empire KGRA	35-21	0	0			

This report to be filed by the end of the month following the month herein reported.

*I hereby certify that the information given herewith is true, correct and complete to the best of my knowledge.*

Signature 

Position Power Plant Manager

Date August 20, 1996

STATE OF NEVADA  
 DEPARTMENT OF BUSINESS AND INDUSTRY  
**DIVISION OF MINERALS**  
 400 W. King Street, Suite 106  
 Carson City, Nevada 89710  
 (702) 687-5050

ORIGINAL - Div. File  
 DUPLICATE - Div. NBMG  
 TRIPPLICATE - Company File  
 RECEIVED

JUL 22 1996

Div. of Minerals

**COMMERCIAL AND INDUSTRIAL CLASS  
 GEOTHERMAL SUBSURFACE INJECTION MONTHLY REPORT**

Company Amor II Corporation Address P.O. Box 40, Empire, NV 89405

Plant/Project Empire County Washoe Month of June, 19 96

Show each injection well separately. File not later than the last day of the month for the preceding month.

Field and lease name	Well No.	GEOTHERMAL FLUIDS INJECTED		Average Temp.	Injection Pressure	Reservoir depth & formation
		Gallons per day	Gallons per month			
Empire KGRA	42-21	3,880,800	120,304,800	189°F	39psi	
Empire KGRA	45-21	5,050	15,150	91.5°F	27psi	
Empire KGRA	35-21	0	0			

This report to be filed by the end of the month following the month herein reported.

*I hereby certify that the information given herewith is true, correct and complete to the best of my knowledge.*

Signature 

Position Power Plant Manager

Date July 19, 1996

STATE OF NEVADA  
DEPARTMENT OF BUSINESS AND INDUSTRY  
**DIVISION OF MINERALS**  
400 W. King Street, Suite 106  
Carson City, Nevada 89710  
(702) 687-5050

ORIGINAL - Div. File  
DUPLICATE - Div. NBMG  
TRIPPLICATE - Company File

**RECEIVED**

JUN 24 1996

Div. of Minerals

**COMMERCIAL AND INDUSTRIAL CLASS  
GEOTHERMAL SUBSURFACE INJECTION MONTHLY REPORT**

Company AMOR II Address PO BOX 40, EMPIRE, NV 89405


Plant/Project EMPIRE County WASHOE Month of MAY, 19 96

Show each injection well separately. File not later than the last day of the month for the preceding month.

Field and lease name	Well No.	GEOTHERMAL FLUIDS INJECTED		Average Temp.	Injection Pressure	Reservoir depth & formation
		Gallons per day	Gallons per month			
Empire KGRA	42-21	3,821,760	118,474,560	188°F	38 psi	
Empire KGRA	45-21	23,677	733,987	70°F	26 psi	
Empire KGRA	32-21	0	0			
Empire KGRA	35-21	0	0			

This report to be filed by the end of the month following the month herein reported.

*I hereby certify that the information given herewith is true, correct and complete to the best of my knowledge.*

Signature 

Position Power Plant Manager

Date May 21, 1996



STATE OF NEVADA  
 DEPARTMENT OF BUSINESS AND INDUSTRY  
**DIVISION OF MINERALS**  
 400 W. King Street, Suite 106  
 Carson City, Nevada 89710  
 (702) 885-5050

Orig-NDOM  
 Dup-NBM&G  
 Trip-DWR  
 Quad-DEP

**RECEIVED**

MAY 23 1996

Div. of Minerals

REPORT OF GEOTHERMAL SUBSURFACE INJECTIONS

Producer NEVADA OPERATIONS, INC. Month of APRIL 1996


Address 5500 ROAD/P.O. BOX 1650 FALLON, NEVADA 89407

Show each injection well separately. File not later than  
 the last day of the month for the preceding month.

Field and Lease Name	Well #	Geothermal Fluids Injected			Injection Pressure	Reservoir Depth & Formation
		Gallons Per Day	Gallons Per Month	Average Temp.		
EMPIRE KGRA	42-21	3,597,300	107,919,100	188 °F	38 psi	
EMPIRE KGRA	45-21	11,100	331,900	88 °F	26 psi	
EMPIRE KGRA	32-21	0	0	- °F	-	
EMPIRE KGRA	35-21	0	0	- °F	-	

Remarks:

I certify this information to be true, correct, and complete and that no pertinent matter inquired about in this report has been omitted.

Signature   
 Print Name Monte C. Morrison  
 Position Plant Manager  
 Date May 21, 1996

STATE OF NEVADA  
DEPARTMENT OF BUSINESS AND INDUSTRY  
**DIVISION OF MINERALS**  
400 W. King Street, Suite 106  
Carson City, Nevada 89710  
(702) 885-5050

Orig-NDOM  
Dup-NBM&G  
Trip-DWR  
Quad-DEP

**REPORT OF GEOTHERMAL SUBSURFACE INJECTIONS**

Producer NEVADA OPERATIONS, INC. Month of MARCH 1996


Address 5500 ROAD/P.O. BOX 1650 FALLON, NEVADA 89407

Show each injection well separately. File not later than  
the last day of the month for the preceding month.

Field and Lease Name	Well #	Geothermal Fluids Injected			Injection Pressure	Reservoir Depth & Formation
		Gallons Per Day	Gallons Per Month	Average Temp.		
EMPIRE KGRA	42-21	3,778,900	117,146,100	190 °F	38 psi	
EMPIRE KGRA	45-21	300	9,200	86 °F	26 psi	
EMPIRE KGRA	32-21	0	0	- °F	-	
EMPIRE KGRA	35-21	0	0	- °F	-	

Remarks:

I certify this information to be true, correct, and complete and that no pertinent matter inquired about in this report has been omitted.

Signature   
Print Name Monte C. Morrison  
Position Plant Manager  
Date April 12, 1996

STATE OF NEVADA  
DEPARTMENT OF BUSINESS AND INDUSTRY  
**DIVISION OF MINERALS**  
400 W. King Street, Suite 106  
Carson City, Nevada 89710  
(702) 885-5050

Orig-NDOM  
Dup-NBM&G  
Trip-DWR  
Original Fee  
**RECEIVED**

APR 02 1996

REPORT OF GEOTHERMAL SUBSURFACE INJECTIONS

**Div. of Minerals**

Producer NEVADA OPERATIONS, INC. Month of FEBRUARY 1996


Address 5500 ROAD/P.O. BOX 1650 FALLON, NEVADA 89407

Show each injection well separately. File not later than  
the last day of the month for the preceding month.

Field and Lease Name	Well #	Geothermal Fluids Injected			Injection Pressure	Reservoir Depth & Formation
		Gallons Per Day	Gallons Per Month	Average Temp.		
EMPIRE KGRA	42-21	3,880,800	106,673,500	181 °F	34 psi	
EMPIRE KGRA	45-21	22,200	221,800	87 °F	20 psi	
EMPIRE KGRA	32-21	0	0	- °F	-	
EMPIRE KGRA	35-21	0	0	- °F	-	

Remarks:

I certify this information to be true, correct, and complete and that no pertinent matter inquired about in this report has been omitted.

Signature   
Print Name Monte C. Morrison  
Position Plant Manager  
Date March 21, 1996

STATE OF NEVADA  
DEPARTMENT OF BUSINESS AND INDUSTRY  
**DIVISION OF MINERALS**  
400 W. King Street, Suite 106  
Carson City, Nevada 89710  
(702) 885-5050

Orig-NDOM  
Dup-NBM&G  
Trip-DWR  
Quad-DEP

**RECEIVED**

MAR 04 1996

Div. of Minerals

REPORT OF GEOTHERMAL SUBSURFACE INJECTIONS

Producer NEVADA OPERATIONS, INC. Month of FEBRUARY, 12 96


Address 5500 ROAD/P.O. BOX 1650 FALLON, NEVADA 89407

Show each injection well separately. File not later than  
the last day of the month for the preceding month.

Field and Lease Name	Well #	Geothermal Fluids Injected			Injection Pressure	Reservoir Depth & Formation
		Gallons Per Day	Gallons Per Month	Average Temp.		
EMPIRE KGRA	42-21	3,847,700	119,278,100	186 °F	37 psi	
EMPIRE KGRA	45-21	0	0	0 °F	0 psi	
EMPIRE KGRA	32-21	0	0	- °F	-	
EMPIRE KGRA	35-21	0	0	- °F	-	

Remarks:

I certify this information to be true, correct, and complete and that no pertinent matter inquired about in this report has been omitted.

Signature 

Print Name Monte C. Morrison

Position Plant Manager

Date February 22, 1996