

STATE OF NEVADA
 DEPARTMENT OF BUSINESS AND INDUSTRY
 DIVISION OF MINERALS
 400 W. King Street, Suite 106
 Carson City, Nevada 89710
 (702) 885-5050

Orig-NDOM
 Dup-NBM&G
 Trip-DWR
 Quad-DEP

REPORT OF GEOTHERMAL SUBSURFACE INJECTIONS

Producer NEVADA OPERATIONS, INC. Month of December, 12 95


Address 5500 ROAD/P.O. BOX 1650 FALLON, NEVADA 89407

Show each injection well separately. File not later than
 the last day of the month for the preceding month.

Field and Lease Name	Well #	Geothermal Fluids Injected			Injection Pressure	Reservoir Depth & Formation
		Gallons Per Day	Gallons Per Month	Average Temp.		
EMPIRE KGRA	42-21	3,757,000	116,466,300	183 °F	36 psi	
EMPIRE KGRA	45-21	0	0	0 °F	0 psi	
EMPIRE KGRA	32-21	0	0	- °F	-	
EMPIRE KGRA	35-21	0	0	- °F	-	

Remarks:

I certify this information to be true, correct, and complete and that no pertinent matter inquired about in this report has been omitted.

Signature 
 Print Name Monte C. Morrison
 Position Plant Manager
 Date January 12, 1996

JAN 02 1995

STATE OF NEVADA
 DEPARTMENT OF BUSINESS AND INDUSTRY
DIVISION OF MINERALS
 400 W. King Street, Suite 106
 Carson City, Nevada 89710
 (702) 885-5050

Orig-NDOM
 Dup-NBM&G
 Trip-DWR
 Quad-DEP

REPORT OF GEOTHERMAL SUBSURFACE INJECTIONS

Producer NEVADA OPERATIONS, INC. Month of November, 19 95

Address 5500 ROAD/P.O. BOX 1650 FALLON, NEVADA 89407

Show each injection well separately. File not later than
 the last day of the month for the preceding month.

Field and Lease Name	Well #	Geothermal Fluids Injected			Injection Pressure	Reservoir Depth & Formation
		Gallons Per Day	Gallons Per Month	Average Temp.		
EMPIRE KGRA	42-21	3,828,000	114,868,800	188 °F	40 psi	
EMPIRE KGRA	45-21	17,100	512,000	80 °F	16 psi	
EMPIRE KGRA	32-21	0	0	- °F	-	
EMPIRE KGRA	35-21	0	0	- °F	-	

Remarks:

I certify this information to be true, correct, and complete and that no pertinent matter inquired about in this report has been omitted.

Signature *Monte C. Morrison* For MCM

Print Name Monte C. Morrison

Position Plant Manager

Date November 18, 1995

STATE OF NEVADA
 DEPARTMENT OF BUSINESS AND INDUSTRY
DIVISION OF MINERALS
 400 W. King Street, Suite 106
 Carson City, Nevada 89710
 (702) 885-5050

Orig-NDOM
 Dup-NBM&G
 Trip-DWR
 Quad-DEP

REPORT OF GEOTHERMAL SUBSURFACE INJECTIONS

Producer NEVADA OPERATIONS, INC. Month of October, 19 95


Address 5500 ROAD/P.O. BOX 1650 FALLON, NEVADA 89407

Show each injection well separately. File not later than
 the last day of the month for the preceding month.

Field and Lease Name	Well #	Geothermal Fluids Injected			Injection Pressure	Reservoir Depth & Formation
		Gallons Per Day	Gallons Per Month	Average Temp.		
EMPIRE KGRA	42-21	3,501,600	108,278,200	195 °F	37 psi	
EMPIRE KGRA	45-21	73,152	512,200	72 °F	25 psi	
EMPIRE KGRA	32-21	0	0	- °F	-	
EMPIRE KGRA	35-21	0	0	- °F	-	

Remarks:

I certify this information to be true, correct, and complete and that no pertinent matter inquired about in this report has been omitted.

Signature 
 Print Name Monte C. Morrison
 Position Plant Manager
 Date November 18, 1995

STATE OF NEVADA
DEPARTMENT OF BUSINESS AND INDUSTRY
DIVISION OF MINERALS
400 W. King Street, Suite 106
Carson City, Nevada 89710
(702) 885-5050

Orig-NDOM
Dup-NBM&G
Trip-DWR
Quad-DEP

REPORT OF GEOTHERMAL SUBSURFACE INJECTIONS


Producer NEVADA OPERATIONS, INC. Month of September, 19 95
Address 5500 ROAD/P.O. BOX 1650 FALLON, NEVADA 89407

Show each injection well separately. File not later than
the last day of the month for the preceding month.

Field and Lease Name	Well #	Geothermal Fluids Injected			Injection Pressure	Reservoir Depth & Formation
		Gallons Per Day	Gallons Per Month	Average Temp.		
EMPIRE KGRA	42-21	4,803,000	112,050,000	188 °F	41 psi	
EMPIRE KGRA	45-21	66,000	264,200	94 °F	25 psi	
EMPIRE KGRA	32-21	0	0	- °F	-	
EMPIRE KGRA	35-21	0	0	- °F	-	

Remarks:

I certify this information to be true, correct, and complete and that no pertinent matter inquired about in this report has been omitted.

Signature 
Print Name Monte C. Morrison
Position Plant Manager
Date October 30, 1995

STATE OF NEVADA
DEPARTMENT OF BUSINESS AND INDUSTRY
DIVISION OF MINERALS
400 W. King Street, Suite 106
Carson City, Nevada 89710
(702) 885-5050

Orig-NDOM
Dup-NBM&G

RECEIVED
Trip-DWR
Quad-DEP

OCT 05 1995

Div. of Minerals

REPORT OF GEOTHERMAL SUBSURFACE INJECTIONS

Producer NEVADA OPERATIONS, INC. Month of September, 19 95

Address 5500 ROAD/P.O. BOX 1650 FALLON, NEVADA 89407

Show each injection well separately. File not later than
the last day of the month for the preceding month.

Field and Lease Name	Well #	Geothermal Fluids Injected			Injection Pressure	Reservoir Depth & Formation
		Gallons Per Day	Gallons Per Month	Average Temp.		
EMPIRE KGRA	42-21	3,833,300	118,831,700	195°F	41 psi	
EMPIRE KGRA	45-21	13,000	129,900	96°F	6 psi	
EMPIRE KGRA	32-21	0	0	-	-	
EMPIRE KGRA	35-21	21,800	675,100	96°F	10 psi	

Remarks:

I certify this information to be true, correct, and complete and that no pertinent matter inquired about in this report has been omitted.

Signature *Monte C. Morrison* For
Print Name Monte C. Morrison
Position Plant Manager
Date 9-29-95

STATE OF NEVADA
 DEPARTMENT OF BUSINESS AND INDUSTRY **RECEIVED**
DIVISION OF MINERALS
 400 W. King Street, Suite 106
 Carson City, Nevada 89710
 (702) 885-5050

Orig-NDOM
 Dup-NBM&G
 Trip-DWR
 Quad-DEP

AUG 29 1995

Div. of Minerals

REPORT OF GEOTHERMAL SUBSURFACE INJECTIONS

Producer NEVADA OPERATIONS, INC.

Month of JULY, 19 95


Address P.O. BOX 1650 FALLON, NEVADA 89407

Show each injection well separately. File not later than
 the last day of the month for the preceding month.

Field and Lease Name	Well #	Geothermal Fluids Injected			Injection Pressure	Reservoir Depth & Formation
		Gallons Per Day	Gallons Per Month	Average Temp.		
EMPIRE	42-21	3,948,500	120,297,000	187	39	
EMPIRE	45-21	2,200	66,900	97	0	
EMPIRE	32-21	2,200	66,900	97	0	
EMPIRE	35-21	0	0	0	0	

Remarks: The injection flowrate is incorrect by approximately 2% due to instrumentation error.

I certify this information to be true, correct, and complete and that no pertinent matter inquired about in this report has been omitted.

Signature 
 Position Plant Manager
 Date 8-28-95

STATE OF NEVADA
 DEPARTMENT OF BUSINESS AND INDUSTRY
DIVISION OF MINERALS
 400 W. King Street, Suite 106
 Carson City, Nevada 89710
 (702) 885-5050

Orig-NDOM
 Dup-NBM&G
 Trip-DWR
 Quad-DEP

REPORT OF GEOTHERMAL SUBSURFACE INJECTIONS

Producer NEVADA OPERATIONS, INC.

Month of JUNE, 19 95

Address P.O. BOX 1650 FALLON, NEVADA 89407

Show each injection well separately. File not later than
 the last day of the month for the preceding month.

Field and Lease Name	Well #	Geothermal Fluids Injected			Injection Pressure	Reservoir Depth & Formation
		Gallons Per Day	Gallons Per Month	Average Temp.		
EMPIRE	42-21	3,931,200	116,265,200	186	38	
EMPIRE	45-21	22,600	678,500	80	0	
EMPIRE	32-21	22,600	678,500	80	0	
EMPIRE	35-21	0	0	0	0	

Remarks: The injection flowrate is incorrect by approximately 2% due to instrumentation error.

I certify this information to be true, correct, and complete and that no pertinent matter inquired about in this report has been omitted.

Signature *Wm Saco MCM*

Position Plant Manager

Date 7.26.95

STATE OF NEVADA
DEPARTMENT OF BUSINESS AND INDUSTRY
DIVISION OF MINERALS
400 W. King Street, Suite 106
Carson City, Nevada 89710
(702) 885-5050

Orig-NDOM
Dup-NBM&G
Trip-DWR
Quad-DEP

REPORT OF GEOTHERMAL SUBSURFACE INJECTIONS

Producer NEVADA OPERATIONS, INC.

Month of MAY, 19 95


Address P.O. BOX 1650 FALLON, NEVADA 89407

Show each injection well separately. File not later than
the last day of the month for the preceding month.

Field and Lease Name	Well #	Geothermal Fluids Injected			Injection Pressure	Reservoir Depth & Formation
		Gallons Per Day	Gallons Per Month	Average Temp.		
EMPIRE	42-21	3,948,500	122,238,400	178	35	
EMPIRE	45-21	0	0	0	0	
EMPIRE	32-21	0	0	0	0	
EMPIRE	35-21	0	0	0	0	

Remarks: The injection flowrate is incorrect by approximately 2% due to instrumentation error.

I certify this information to be true, correct, and complete and that no pertinent matter inquired about in this report has been omitted.

Signature 

Position Plant Manager

Date 6/19/95

STATE OF NEVADA
DEPARTMENT OF BUSINESS AND INDUSTRY
DIVISION OF MINERALS
400 W. King Street, Suite 106
Carson City, Nevada 89710
(702) 885-5050

Orig-NDOM
Dup-NBM&G
Trip-DWR
Quad-DEP

REPORT OF GEOTHERMAL SUBSURFACE INJECTIONS

Producer NEVADA OPERATIONS, INC.

Month of APRIL, 19 95


Address P.O. BOX 1650 FALLON, NEVADA 89407

Show each injection well separately. File not later than
the last day of the month for the preceding month.

Field and Lease Name	Well #	Geothermal Fluids Injected			Injection Pressure	Reservoir Depth & Formation
		Gallons Per Day	Gallons Per Month	Average Temp.		
EMPIRE	42-21	3,931,200	122,416,200	179	35	
EMPIRE	45-21	1,600	26,200	87	0	
EMPIRE	32-21	1,600	26,200	87	0	
EMPIRE	35-21	0	0	0	0	

Remarks:

I certify this information to be true, correct, and complete and that no pertinent matter inquired about in this report has been omitted.

Signature 

Position Plant Manager

Date 5/22/95

STATE OF NEVADA
 DEPARTMENT OF BUSINESS AND INDUSTRY
DIVISION OF MINERALS
 400 W. King Street, Suite 106
 Carson City, Nevada 89710
 (702) 885-5050

RECEIVED

APR 24 1995

Div. of Minerals

Orig-NDOM
 Dup-NBM&G
 Trip-DWR
 Quad-DEP

REPORT OF GEOTHERMAL SUBSURFACE INJECTIONS

Producer NEVADA OPERATIONS, INC.

Month of MARCH, 19 95

Address P.O. BOX 1650 FALLON, NEVADA 89407

Show each injection well separately. File not later than
 the last day of the month for the preceding month.

Field and Lease Name	Well #	Geothermal Fluids Injected			Injection Pressure	Reservoir Depth & Formation
		Gallons Per Day	Gallons Per Month	Average Temp.		
EMPIRE	42-21	3,937,000	122,045,800	178	35	
EMPIRE	45-21	0	0	0	0	
EMPIRE	32-21	0	0	0	0	
EMPIRE	35-21	0	0	0	0	

Remarks:

I certify this information to be true, correct, and complete and that no pertinent matter inquired about in this report has been omitted.

Signature 

Position Plant Manager

Date 4-14-95

STATE OF NEVADA
DEPARTMENT OF BUSINESS AND INDUSTRY
DIVISION OF MINERALS
400 W. King Street, Suite 106
Carson City, Nevada 89710
(702) 885-5050

Orig-NDOM
Dup-NBM&G
Trip-DWR
Quad-DEP

REPORT OF GEOTHERMAL SUBSURFACE INJECTIONS

Producer NEVADA OPERATIONS, INC.

Month of FEBRUARY, 19 95


Address P.O. BOX 1650 FALLON, NEVADA 89407

Show each injection well separately. File not later than
the last day of the month for the preceding month.

Field and Lease Name	Well #	Geothermal Fluids Injected			Injection Pressure	Reservoir Depth & Formation
		Gallons Per Day	Gallons Per Month	Average Temp.		
EMPIRE	42-21	4,079,500	113,546,600	178	36	
EMPIRE	45-21	0	0	0	0	
EMPIRE	32-21	0	0	0	0	
EMPIRE	35-21	0	0	0	0	

Remarks:

I certify this information to be true, correct, and complete and that no pertinent matter inquired about in this report has been omitted.

Signature 

Position Director, Geothermal Operations

Date 3/05/95

State of Nevada
DEPARTMENT OF MINERALS

400 W. King Street, Suite 106
Carson City, Nevada 89710
(702) 885-5050

Orig-NDOM
Dup -NBM&G
Trip-DWR
Quad-DEP

REPORT OF GEOTHERMAL SUBSURFACE INJECTIONS

Producer NEVADA OPERATIONS, INC.

Month of JANUARY, 1995

Address P.O. BOX 1650 FALLON, NEVADA 89407

Show each injection well sepArately. File not later than
the last day of the month for the preceding month.

Field and Lease Name	Well #	Geothermal Fluids Injected			Injection Pressure	Reservoir Depth & Formation
		Gallons Per Day	Gallons Per Month	Average Temp.		
EMPIRE	42-21	4,079,500	126,465,100	179	35	
EMPIRE	45-21	26,500	52,900	95	0	
EMPIRE	32-21	26,500	52,900	95	0	
EMPIRE	35-21	0	0	0	0	

Remarks:

I certify this information to be true, correct, and complete and that no pertinent matter inquired about in this report has been omitted.

Signature 

Position Director, Geothermal Ops.

Date 2.23.95