

State of Nevada
DEPARTMENT OF MINERALS

400 W. King Street, Suite 106
Carson City, Nevada 89710
(702) 885-5050

Orig-NDOM
Dup -NBM&G
Trip-DWR
Quad-DEP

REPORT OF GEOTHERMAL SUBSURFACE INJECTIONS


Producer NEVADA OPERATIONS, INC. Month of DECEMBER 19 93

Address P.O. BOX 1650 FALLON, NEVADA 89407

Show each injection well separately. File not later than the last day of the month for the preceding month.

		Geothermal Fluids Injected				
Field and Lease Name	Well #	Gallons Per Day	Gallons Per Month	Average Temp.	Injection Pressure	Reservoir Depth & Formation
EMPIRE	32A-21	729,900	22,627,700	175	23	
EMPIRE	42-21	2,713,100	84,106,700	173	23	
EMPIRE	45-21	18,000	432,100	80	19	
EMPIRE	32-21	0	0	0	0	
EMPIRE	35-21	18,000	432,100	80	20	

I certify this information to be true, correct, and complete and that no pertinent matter inquired about in this report has been omitted.

Signature 
Position Director of Ops
Date 1/21/94

State of Nevada
DEPARTMENT OF MINERALS

400 W. King Street, Suite 106
Carson City, Nevada 89710
(702) 885-5050

Orig-NDOM
Dup -NBM&G
Trip-DWR
Quad-DEP

REPORT OF GEOTHERMAL SUBSURFACE INJECTIONS


Producer NEVADA OPERATIONS, INC. Month of NOVEMBER 19 93

Address P.O. BOX 1650 FALLON, NEVADA 89407

Show each injection well separately. File not later than the last day of the month for the preceding month.

		Geothermal Fluids Injected				
Field and Lease Name	Well #	Gallons Per Day	Gallons Per Month	Average Temp.	Injection Pressure	Reservoir Depth & Formation
EMPIRE	32A-21	1,231,200	36,935,300	173	21	
EMPIRE	42-21	2,952,000	88,558,800	177	25	
EMPIRE	45-21	19,100	574,000	81	27	
EMPIRE	32-21	0	0	-	0	
EMPIRE	35-21	19,100	574,000	81	27	

I certify this information to be true, correct, and complete and that no pertinent matter inquired about in this report has been omitted.

Signature 
 Position President of Op
 Date 12/14/93

State of Nevada
DEPARTMENT OF MINERALS

400 W. King Street, Suite 106
Carson City, Nevada 89710
(702) 885-5050

Orig-NDOM
Dup -NBM&G
Trip-DWR
Quad-DEP

REPORT OF GEOTHERMAL SUBSURFACE INJECTIONS


Producer NEVADA OPERATIONS, INC. Month of OCTOBER 19 93

Address P.O. BOX 1650 FALLON, NEVADA 89407

Show each injection well separately. File not later than
the last day of the month for the preceding month.

		Geothermal Fluids Injected				
Field and Lease Name	Well #	Gallons Per Day	Gallons Per Month	Average Temp.	Injection Pressure	Reservoir Depth & Formation
EMPIRE	32A-21	1,100,800	34,124,800	180	21	
EMPIRE	42-21	2,782,900	86,269,400	183	26	
EMPIRE	45-21	16,300	505,000	88	25	
EMPIRE	32-21	0	0	-	0	
EMPIRE	35-21	16,300	505,000	88	24	

I certify this information to be true, correct, and complete and that no pertinent matter inquired about in this report has been omitted.

Signature 
 Position Director of Ops
 Date 11-17-93

State of Nevada
DEPARTMENT OF MINERALS

400 W. King Street, Suite 106
Carson City, Nevada 89710
(702) 885-5050

Orig-NDOM
Dup -NBM&G
Trip-DWR
Quad-DEP

REPORT OF GEOTHERMAL SUBSURFACE INJECTIONS


Producer NEVADA OPERATIONS, INC. Month of SEPTEMBER 19 93

Address P.O. BOX 1650 FALLON, NEVADA 89407

Show each injection well separately. File not later than the last day of the month for the preceding month.

		Geothermal Fluids Injected				
Field and Lease Name	Well #	Gallons Per Day	Gallons Per Month	Average Temp.	Injection Pressure	Reservoir Depth & Formation
EMPIRE	32A-21	1,518,700	45,560,200	177	26	
EMPIRE	42-21	2,938,000	88,140,600	180	26	
EMPIRE	45-21	25,200	756,800	91	26	
EMPIRE	32-21	0	0	-	0	
EMPIRE	35-21	25,200	756,700	91	25	

I certify this information to be true, correct, and complete and that no pertinent matter inquired about in this report has been omitted.

Signature 
Position V.P. Geol. Engr
Date 10/14/93

State of Nevada
DEPARTMENT OF MINERALS

400 W. King Street, Suite 106
Carson City, Nevada 89710
(702) 885-5050

Orig-NDOM
Dup -NBM&G
Trip-DWR
Quad-DEP

REPORT OF GEOTHERMAL SUBSURFACE INJECTIONS


Producer NEVADA OPERATIONS, INC. Month of AUGUST 19 93

Address P.O. BOX 1650 FALLON, NEVADA 89407

Show each injection well separately. File not later than the last day of the month for the preceding month.

		Geothermal Fluids Injected				
Field and Lease Name	Well #	Gallons Per Day	Gallons Per Month	Average Temp.	Injection Pressure	Reservoir Depth & Formation
EMPIRE	32A-21	1,518,200	47,064,400	181	28	
EMPIRE	42-21	2,999,500	92,983,500	178	26	
EMPIRE	45-21	26,600	823,800	91	20	
EMPIRE	32-21	0	0	-	0	
EMPIRE	35-21	26,600	823,700	91	17	

I certify this information to be true, correct, and complete and that no pertinent matter inquired about in this report has been omitted.

Signature 
 Position VP of Geothermal Ops
 Date 9/20/93

State of Nevada
DEPARTMENT OF MINERALS

400 W. King Street, Suite 106
Carson City, Nevada 89710
(702) 885-5050

Orig-NDOM
Dup -NBM&G
Trip-DWR
Quad-DEP

REPORT OF GEOTHERMAL SUBSURFACE INJECTIONS

Producer NEVADA OPERATIONS, INC. Month of JULY 19 93

Address P.O. BOX 1650 FALLON, NEVADA 89407

Show each injection well separately. File not later than
the last day of the month for the preceding month.

		Geothermal Fluids Injected				
Field and Lease Name	Well #	Gallons Per Day	Gallons Per Month	Average Temp.	Injection Pressure	Reservoir Depth & Formation
EMPIRE	32A-21	1,611,200	49,946,400	187	27	
EMPIRE	42-21	2,721,700	84,373,740	188	29	
EMPIRE	45-21	30,600	948,900	90	19	
EMPIRE	32-21	0	0	-	0	
EMPIRE	35-21	24,300	559,600	90	11	

I certify this information to be true, correct, and complete and that no pertinent matter inquired about in this report has been omitted.

Signature 

Position President of Ops

Date 8/19/93

State of Nevada
DEPARTMENT OF MINERALS

400 W. King Street, Suite 106
Carson City, Nevada 89710
(702) 885-5050

Orig-NDOM
Dup -NBM&G
Trip-DWR
Quad-DEP

REPORT OF GEOTHERMAL SUBSURFACE INJECTIONS


Producer NEVADA OPERATIONS, INC. Month of JUNE 19 93

Address P.O. BOX 1650 FALLON, NEVADA 89407

Show each injection well separately. File not later than
the last day of the month for the preceding month.

		Geothermal Fluids Injected				
Field and Lease Name	Well #	Gallons Per Day	Gallons Per Month	Average Temp.	Injection Pressure	Reservoir Depth & Formation
EMPIRE	32A-21	1,300,300	39,009,600	185	26	
EMPIRE	42-21	3,085,300	92,557,500	188	29	
EMPIRE	45-21	62,000	1,859,600	92	26	
EMPIRE	32-21	0	0	-	0	
EMPIRE	35-21	0	0	-	0	

I certify this information to be true, correct, and complete and that no pertinent matter inquired about in this report has been omitted.

Signature 

Position Ops Director

Date 7/28/93

State of Nevada
DEPARTMENT OF MINERALS

400 W. King Street, Suite 106
Carson City, Nevada 89710
(702) 885-5050

Orig-NDOM
Dup -NBM&G
Trip-DWR
Quad-DEP

REPORT OF GEOTHERMAL SUBSURFACE INJECTIONS

Producer NEVADA OPERATIONS, INC. Month of MAY 19 93
Address P.O. BOX 1650 FALLON, NEVADA 89407

Show each injection well separately. File not later than the last day of the month for the preceding month.

		Geothermal Fluids Injected				
Field and Lease Name	Well #	Gallons Per Day	Gallons Per Month	Average Temp.	Injection Pressure	Reservoir Depth & Formation
EMPIRE	32A-21	1,069,200	40,041,000	177	27	
EMPIRE	42-21	1,920,200	93,429,000	181	27	
EMPIRE	45-21	46,000	1,424,600	91	24	
EMPIRE	32-21	0	0	-	0	
EMPIRE	35-21	0	0	-	0	

I certify this information to be true, correct, and complete and that no pertinent matter inquired about in this report has been omitted.

Signature

Position

Date

[Handwritten Signature]
[Handwritten Position: Director of Ops]
[Handwritten Date: 6/25/93]

State of Nevada
DEPARTMENT OF MINERALS

400 W. King Street, Suite 106
Carson City, Nevada 89710
(702) 885-5050

Orig-NDOM
Dup -NBM&G
Trip-DWR
Quad-DEP

REPORT OF GEOTHERMAL SUBSURFACE INJECTIONS

Producer NEVADA OPERATIONS, INC. Month of APRIL 19 93

Address P.O. BOX 1650 FALLON, NEVADA 89407

Show each injection well separately. File not later than the last day of the month for the preceding month.

		Geothermal Fluids Injected				
Field and Lease Name	Well #	Gallons Per Day	Gallons Per Month	Average Temp.	Injection Pressure	Reservoir Depth & Formation
EMPIRE	32A-21	1,080,000	32,400,000	176	26	
EMPIRE	42-21	1,926,720	57,801,600	180	26	
EMPIRE	45-21	56,127	1,683,800	86	25	
EMPIRE	32-21	0	0	-	0	
EMPIRE	35-21	0	0	-	0	

I certify this information to be true, correct, and complete and that no pertinent matter inquired about in this report has been omitted.

Signature _____

Position _____

Date _____

State of Nevada
DEPARTMENT OF MINERALS

400 W. King Street, Suite 106
Carson City, Nevada 89710
(702) 885-5050

Orig-NDOM
Dup -NBM&G
Trip-DWR
Quad-DEP

REPORT OF GEOTHERMAL SUBSURFACE INJECTIONS

Producer NEVADA OPERATIONS, INC. Month of MARCH 19 93

Address P.O. BOX 1650 FALLON, NEVADA 89407

Show each injection well separately. File not later than
the last day of the month for the preceding month.

		Geothermal Fluids Injected				
Field and Lease Name	Well #	Gallons Per Day	Gallons Per Month	Average Temp.	Injection Pressure	Reservoir Depth & Formation
EMPIRE	32A-21	1,060,519	32,876,100	176	26	
EMPIRE	42-21	1,884,896	58,431,788	180	26	
EMPIRE	45-21	52,145	1,616,500	88	22	
EMPIRE	32-21	0	0	-	0	
EMPIRE	35-21	0	0	-	0	

I certify this information to be true, correct, and complete and that no pertinent matter inquired about in this report has been omitted.

Signature _____

Position _____

Date _____

State of Nevada
DEPARTMENT OF MINERALS

400 W. King Street, Suite 106
Carson City, Nevada 89710
(702) 885-5050

Orig-NDOM
Dup -NBM&G
Trip-DWR
Quad-DEP

REPORT OF GEOTHERMAL SUBSURFACE INJECTIONS

Producer NEVADA OPERATIONS, INC. Month of FEBRUARY 19 93

Address P.O. BOX 1650 FALLON, NEVADA 89407

Show each injection well separately. File not later than the last day of the month for the preceding month.

		Geothermal Fluids Injected				
Field and Lease Name	Well #	Gallons Per Day	Gallons Per Month	Average Temp.	Injection Pressure	Reservoir Depth & Formation
EMPIRE	32A-21	788,732	22,084,500	176	24	
EMPIRE	42-21	2,023,600	56,662,100	181	28	
EMPIRE	45-21	47,536	1,331,000	80	22	
EMPIRE	32-21	0	0	-	0	
EMPIRE	35-21	0	0	-	0	

I certify this information to be true, correct, and complete and that no pertinent matter inquired about in this report has been omitted.

Signature _____

Position _____

Date _____

State of Nevada
DEPARTMENT OF MINERALS

400 W. King Street, Suite 106
Carson City, Nevada 89710
(702) 885-5050

Orig-NDOM
Dup -NBM&G
Trip-DWR
Quad-DEP

REPORT OF GEOTHERMAL SUBSURFACE INJECTIONS

Producer NEVADA OPERATIONS, INC. Month of JANUARY 19 93

Address P.O. BOX 1650 FALLON, NEVADA 89407

Show each injection well separately. File not later than
the last day of the month for the preceding month.

		Geothermal Fluids Injected				
Field and Lease Name	Well #	Gallons Per Day	Gallons Per Month	Average Temp.	Injection Pressure	Reservoir Depth & Formation
EMPIRE	32A-21	899,800	27,893,600	175	23	
EMPIRE	42-21	2,044,300	63,374,300	178	26	
EMPIRE	45-21	45,000	1,396,000	77	X<20	
EMPIRE	32-21	0	0	-	0	
EMPIRE	35-21	0	0	-	0	

Remarks: 45-21 wellhead pressure estimated based on flow rate and historical data. Wellhead instrumentation will be completed as soon as materials arrive to complete needed repairs. (FEB 1993)

I certify this information to be true, correct, and complete and that no pertinent matter inquired about in this report has been omitted.

Signature _____

Position _____

Date _____