

State of Nevada  
DEPARTMENT OF MINERALS

400 W. King Street, Suite 106  
Carson City, Nevada 89710  
(702) 885-5050

Orig-NDOM  
Dup -NBM&G  
Trip-DWR  
Quad-DEP

REPORT OF GEOTHERMAL SUBSURFACE INJECTIONS

Producer NEVADA OPERATIONS, INC. Month of DECEMBER 19 91

Address P.O. BOX 1650 FALLON, NV. 89407

Show each injection well separately. File not later than the last day of the month for the preceding month.

Geothermal Fluids Injected

field and Lease Name	Well #	Gallons Per Day	Gallons Per Month	Injection Pressure	Reservoir formation	Reservoir depth
EMPIRE	32-21	0	0	0		
EMPIRE	32A-21	1,000,800	31,024,800	25		
EMPIRE	35-21	56,600	1,473,100	33		
EMPIRE	42-21	2,131,200	66,067,200	31		
EMPIRE	45-21	44,100	1,367,600	11		

Remarks:

I certify this information to be true, correct, and complete and that no pertinent matter inquired about in this report has been omitted.

Signature 

Position ACTING PLANT SUPERINTENDENT

Date FEBRUARY 7, 1992

State of Nevada  
DEPARTMENT OF MINERALS

400 W. King Street, Suite 106  
Carson City, Nevada 89710  
(702) 885-5050

Orig-NDOM  
Dup -NBM&G  
Trip-DWR  
Quad-DEP

REPORT OF GEOTHERMAL SUBSURFACE INJECTIONS

Producer    NEVADA OPERATIONS, INC.                      Month of    NOVEMBER                      19 91  
Address    P.O. BOX 1650    FALLON, NEVADA    89406


Show each injection well separately. File not later than  
the last day of the month for the preceding month.

Geothermal Fluids Injected

field and Lease Name	Well #	Gallons Per Day	Gallons Per Month	Injection Pressure	Reservoir formation	Reservoir depth
EMPIRE	32-21	0	0	0		
EMPIRE	32A-21	1,008,000	30,240,000	25		
EMPIRE	35-21	89,000	2,671,500	33		
EMPIRE	42-21	2,088,000	62,640,000	31		
EMPIRE	45-21	45,300	1,357,500	12		

Remarks:

I certify this information to be true, correct, and complete and that no pertinent matter inquired about in this report has been omitted.

Signature 

Position    OPERATIONS COORDINATOR

Date            JANUARY 3, 1992

State of Nevada  
DEPARTMENT OF MINERALS

400 W. King Street, Suite 106  
Carson City, Nevada 89710  
(702) 885-5050

Orig-NDOM  
Dup -NBM&G  
Trip-DWR  
Quad-DEP

REPORT OF GEOTHERMAL SUBSURFACE INJECTIONS

Producer NEVADA OPERATIONS Month of OCTOBER 19 91

Address P.O. Box 1650 Fallon, Nevada 89406


Show each injection well separately. File not later than  
the last day of the month for the preceding month.

Geothermal Fluids Injected

field and Lease Name	Well #	Gallons Per Day	Gallons Per Month	Injection Pressure	Reservoir formation	Reservoir depth
Empire	32-21	980,800	30,403,800	25		
Empire	32A-21	0	0	0		
Empire	35-21	121,600	3,769,300	31		
Empire	42-21	2,020,100	62,622,600	32		
Empire	45-21	74,335	2,304,400	24		

Remarks:

I certify this information to be true, correct, and complete and that no pertinent matter inquired about in this report has been omitted.

Signature 

Position OPERATIONS COORDINATOR

Date November 19, 1991

State of Nevada  
DEPARTMENT OF MINERALS

400 W. King Street, Suite 106  
Carson City, Nevada 89710  
(702) 885-5050

Orig-NDOM  
Dup -NBM&G  
Trip-DWR  
Quad-DEP

REPORT OF GEOTHERMAL SUBSURFACE INJECTIONS

Producer NEVADA OPERATIONS Month of SEPTEMBER 19 91

Address P.O. Box 1650 Fallon, Nevada 89406

Show each injection well separately. File not later than the last day of the month for the preceding month.

Geothermal Fluids Injected

field and Lease Name	Well #	Gallons Per Day	Gallons Per Month	Injection Pressure	Reservoir formation	Reservoir depth
Empire	32-21	972,000	29,160,000	25		
Empire	32A-21	0	0	0		
Empire	35-21	135,000	4,050,800	31		
Empire	42-21	2,102,400	63,072,000	32		
Empire	45-21	77,400	2,321,900	29		

Remarks:

I certify this information to be true, correct, and complete and that no pertinent matter inquired about in this report has been omitted.

Signature 

Position OPERATIONS COORDINATOR

Date November 19, 1991

STATE OF NEVADA  
 DEPARTMENT OF MINERALS  
 400 W. King Street, Suite 106  
 Carson City, Nevada 89710  
 (702) 885-5050

Orig - NDOM  
 Dup - NBM&G  
 Trip - DWR  
 Quad - DEP

REPORT OF GEOTHERMAL SUBSURFACE INJECTIONS

roducer Nevada Operations Month of August, 19 91  
 ddress P. O. Box 1650 Fallon NV 89406

Show each injection well separately. File not later than the last day of the month for the preceding month.

Field and lease name	Well No.	Geothermal Fluids Injected		Injection pressure	Reservoir formation	Reservoir depth
		Gallons per day	Gallons per month			
Empire	32-21	0	0	0		
Empire	32A-21	863,500	26,769,200	26		
Empire	35-21	158,800	4,923,500	32		
Empire	42-21	2,112,100	65,474,900	32		
Empire	45-21	76,700	2,377,100	27		

marks:

I certify this information to be true, correct, and complete and that no pertinent matter inquired about in this report has been omitted.

Signature *Monte Colman*

Position OPERATIONS COORDINATOR - NV PLANT

Date September 20, 1991

STATE OF NEVADA  
 DEPARTMENT OF MINERALS  
 400 W. King Street, Suite 106  
 Carson City, Nevada 89710  
 (702) 885-5050

Orig - NDOM  
 Dup - NBM&G  
 Trip - DWR  
 Quad - DEP

REPORT OF GEOTHERMAL SUBSURFACE INJECTIONS

roducer Nevada Operations Month of July, 19 91

ddress P. O. Box 1650 Fallon NV 89406

Show each injection well separately. File not later than the last day of the month for the preceding month.

Field and lease name	Well No.	Geothermal Fluids Injected		Injection pressure	Reservoir formation	Reservoir depth
		Gallons per day	Gallons per month			
Empire	32-21	0	0	0		
Empire	32A-21	854,000	26,474,400	25		
Empire	35-21	189,300	5,868,600	32		
Empire	42-21	2,106,600	65,303,500	32		
Empire	45-21	61,200	1,896,200	23		

marks:

I certify this information to be true, correct, and complete and that no pertinent matter inquired about in this report has been omitted.

Signature *Pat O'Malley*

Position OPERATIONS COORDINATOR - NV PLANT

Date September 20, 1991

STATE OF NEVADA  
**DEPARTMENT OF MINERALS**  
 400 W. King Street, Suite 106  
 Carson City, Nevada 89710  
 (702) 885-5050

Orig - NDM  
 Dup - NBM&G  
 Trip - DWR  
 Quad - DEP

REPORT OF GEOTHERMAL SUBSURFACE INJECTIONS


Producer Nevada Operations Month of June, 19 9  
 Address P. O. Box 1650 Fallon NV 89406

Show each injection well separately. File not later than the last day of the month for the preceding month.

Field and lease name	Well No.	Geothermal Fluids Injected		Injection pressure	Reservoir formation	Reserv depth
		Gallons per day	Gallons per month			
Empire	32-21	-0-	-0-	----		
Empire	32A-21	979,200	29,376,000	26		
Empire	35-21	116,300	3,488,500	33		
Empire	42-21	2,102,400	63,072,000	32		
Empire	45-21	64,300	1,929,400	13		

Remarks:

I certify this information to be true, correct, and complete and that no pertinent matter inquired about in this report has been omitted.

Signature   
 Position OPERATIONS COORDINATOR - NV DEP

STATE OF NEVADA  
 DEPARTMENT OF MINERALS  
 400 W. King Street, Suite 106  
 Carson City, Nevada 89710  
 (702) 885-5050

Orig - NDM  
 Dup - NDM&G  
 Trip - DWR  
 Quad - DEP

REPORT OF GEOTHERMAL SUBSURFACE INJECTIONS

Producer Nevada Operations Month of May, 19    
 Address P. O. Box 1650 Fallon NV 89406

Show each injection well separately. File not later than the last day of the month for the preceding month.

Field and lease name	Well No.	Geothermal Fluids Injected		Injection pressure	Reservoir formation	Reser dept
		Gallons per day	Gallons per month			
Empire	32-21	-0-	-0-	-0-		
Empire	32A-21	788,000	24,428,000	26		
Empire	35-21	323,600	10,033,500	33		
Empire	42-21	2,041,700	63,293,900	32		
Empire	45-21	48,161	1,493,000	10		

Remarks:

I certify this information to be true, correct, and complete and that no pertinent matter inquired about in this report has been omitted.

Signature \_\_\_\_\_  
 Position OPERATIONS COORDINATOR - NV PL



## DEPARTMENT OF MINERALS

400 W. King Street, Suite 106

Carson City, Nevada 89710

(702) 885-5050

Orig - NDOM  
 Dup - HBM&G  
 Trip - DWR  
 Quad - DEP

## REPORT OF GEOTHERMAL SUBSURFACE INJECTIONS

Producer Nevada Operations Month of April, 19 91  
 Address P. O. Box 1650 Fallon NV 89406

Show each injection well separately. File not later than the last day of the month for the preceding month.

Field and lease name	Well No.	Geothermal Fluids Injected		Injection pressure	Reservoir formation	Reservoir depth
		Gallons per day	Gallons per month			
Empire	32-21	-0-	-0-	-0-		
Empire	32A-21	967,100	29,014,200	26		
Empire	35-21	174,600	5,237,400	31		
Empire	42-21	2,048,900	61,467,100	32		
Empire	45-21	46,853	1,405,600	9		

Remarks:

I certify this information to be true, correct, and complete and that no pertinent matter inquired about in this report has been omitted.

Signature *Mark C. Mann*

Position OPERATIONS COORDINATOR - NV PLANT

Date

May 30, 1991

STATE OF NEVADA  
 DEPARTMENT OF MINERALS  
 400 W. King Street, Suite 106  
 Carson City, Nevada 89710  
 (702) 885-5050

Orig - NDOM  
 Dup - NBM&G  
 Trip - DWR  
 Quad - DEP

REPORT OF GEOTHERMAL SUBSURFACE INJECTIONS

Producer Nevada Operations Month of March, 19 91  
 Address P. O. Box 1650 Fallon NV 89406

Show each injection well separately. File not later than the last day of the month for the preceding month.

Field and lease name	Well No.	Geothermal Fluids Injected		Injection pressure	Reservoir formation	Reservoir depth
		Gallons per day	Gallons per month			
Empire	32-21	-0-	-0-	-0-		
Empire	32A-21	936,000	29,016,000	25.7		
Empire	35-21	110,526	3,426,300	30.9		
Empire	42-21	2,145,600	66,513,600	31.5		
Empire	45-21	43,000	1,333,100	6.9		

marks:

I certify this information to be true, correct, and complete and that no pertinent matter inquired about in this report has been omitted.

Signature



Position

OPERATIONS COORDINATOR - NV PLANN

Date

April 12 1991

STATE OF NEVADA  
 DEPARTMENT OF MINERALS  
 400 W. King Street, Suite 106  
 Carson City, Nevada 89710  
 (702) 885-5050

Orig - NDOM  
 Dup - NBM&G  
 Trip - DWR  
 Quad - DEP

REPORT OF GEOTHERMAL SUBSURFACE INJECTIONS

roducer Nevada Operations Month of February, 19 91  
 Address P. O. Box 1650 Fallon NV 89406

Show each injection well separately. File not later than the last day of the month for the preceding month.

Field and Lease name	Well No.	Geothermal Fluids Injected		Injection pressure	Reservoir formation	Reservoir depth
		Gallons per day	Gallons per month			
Empire	32-21	-0-	-0-	-0-		
Empire	32A-21	936,000	28,208,000	26		
Empire	35-21	163,800	4,587,300	30		
Empire	42-21	2,044,800	57,254,400	32		
Empire	45-21	46,954	1,314,700	8		

marks:

I certify this information to be true, correct, and complete and that no pertinent matter inquired about in this report has been omitted.

Signature *Mark C. Law*  
 Position OPERATIONS COORDINATOR - NV PLANT

Date

STATE OF NEVADA  
**DEPARTMENT OF MINERALS**  
 400 W. King Street, Suite 106  
 Carson City, Nevada 89710  
 (702) 885-5050

Orig - NDOM  
 Dup - NBM&G  
 Trip - DWR  
 Quad - DEP

REPORT OF GEOTHERMAL SUBSURFACE INJECTIONS

Producer Nevada Operations Month of January, 19 91

Address P. O. Box 1650 Fallon NV 89406

Show each injection well separately. File not later than the last day of the month for the preceding month.

Field and lease name	Well No.	Geothermal Fluids Injected		Injection pressure	Reservoir formation	Reservoir depth
		Gallons per day	Gallons per month			
Empire	32-21	-0-	-0-	-0-		
Empire	32A-21	936,000	29,016,000	25.6		
Empire	35-21	322,265	9,990,000	32.7		
Empire	42-21	1,915,200	59,371,200	29.1		
Empire	45-21	44,529	1,380,400	7.3		

Remarks:

I certify this information to be true, correct, and complete and that no pertinent matter inquired about in this report has been omitted.

Signature *Pat C. Meuser*

Position OPERATIONS COORDINATOR - NV PLAN

Date