NEVADA BUREAU OF MINES AND GEOLOGY 1993

NBMG OPEN-FILE REPORT 93-3

SUBSURFACE MINERAL RESOURCE ANALYSIS, YUCCA MOUNTAIN, NEVADA:

REPORT OF CHEMICAL ANALYSES

S. B. Castor

J. V. Tingley

H. F. Bonham

This information should be considered preliminary.
It has not been edited or checked for completeness
or accuracy.

INTRODUCTION

Miocene ash-flow tuff at Yucca Mountain, Nye County, Nevada, is a proposed site for a permanent repository for high-level nuclear waste. Yucca Mountain is in the southwestern Nevada volcanic field, a large area of Miocene volcanism that contains several areas of precious-metal mineralization, including deposits with current production (Castor and Weiss, 1992). Because nuclear waste may constitute an environmental threat for 10,000 years or more, the long-term potential for human intrusion by drilling or mining must be considered during the evaluation of a repository site. Personnel of the Nevada Bureau of Mines and Geology (NBMG) have been investigating aspects of potential for economic mineral deposits at Yucca Mountain since 1989.

In 1991, we began a study funded by the U. S. Department of Energy through Science Applications International Corp. (SAIC) to examine core and cuttings from Yucca Mountain drill holes for evidence of hydrothermal activity and mineralization. Core and cuttings from six drill holes in the Yucca Mountain area (Fig. 1) were logged with emphasis on the description of alteration and mineralization. The results of the logging and preliminary petrographic work were presented in Castor, Tingley, and Bonham (1992a), and preliminary compositional results were reported in Castor, Tingley, and Bonham (1992b).

The following report presents chemical analyses of samples selected in 1991. It includes the geochemical data presented in an earlier report along with new ultra-trace gold data. In the text, drill hole numbers have been shortened in the interest of brevity. The USW prefix has been dropped from holes USW G-1, USW G-2, USW G-3, and USW GU-3; and drill holes UE 25b 1H and UE 25p 1 are referred to as 25b and 25p, respectively.

The presence of pyrite in drill core has been cited as evidence of hydrothermal activity under Yucca Mountain (Caporuscio et al., 1982). During our logging, pyrite in the volcanic rocks was found to occur mostly in lithic-rich ash-flow tuff in the lower part of the Tram Member of the Crater Flat Tuff in holes G-1, G-3 and, 25b (Castor et al., 1992a). Pyrite was also found in the upper part of a bedded tuff sequence beneath the Tram Member in holes G-3 and 25b and in the basal 38 m of the Lithic Ridge Tuff in hole G-3.

In the pyritic tuff, pyrite mainly occurs in accidental lithic fragments (Castor et al., 1992a). It also occurs as small, commonly rounded grains in the tuff matrix, but does not seem to be present in pumice fragments. Quartz + calcite veins that do not carry pyrite cut part of the pyritic interval in hole 25b, but veins are rare or absent in pyritic tuff in holes G-1 and G-3). Pyrite in the lithic fragments occurs in veinlets and as disseminated grains. In some fragments, it is associated with quartz veinlets and occurs lining chalcedony- and calcite-filled cavities. Pyrite veinlets do not cut the matrix and are terminated at contacts between lithic fragments and the matrix. Pyrite forms skeletal masses in tuff matrix in samples from holes 25b and G-1, but such occurrences are minor.

Vein mineral assemblages indicate that hydrothermal acitivity took place under Yucca Mountain (Caporuscio et al., 1982). We found veins to be abundant in many intervals in the six holes that we logged (Castor et al., 1992a). Quartz ± calcite veins are common in some volcanic rock intervals, and drusy quartz fragments occur along with pyrite and limestone chips in cuttings from below 3950 ft (ca. 1200 m) in hole 25p. Fluorite was identified in veins in core from four holes, and in cuttings from hole 25p. Vein barite was identified in core from 3938 ft (1200 m) in hole 25b and from 5636 ft (1718 m) in hole G-2. Other vein-filling or fracture-coating minerals identified were tridymite, analcite, dolomite, kutnohorite ($CaMn\{CO_3\}_2$), opal, clay, ilmenite, limonite, hematite, and manganese oxide.

METHODS

In late 1991, we received 186 samples from the SAIC Sample Management Facility (Table 1). The samples were received wrapped in heavy gauge plastic, and hole numbers and sample intervals were marked on labels included with each sample. For the most part, samples were

Figure 1. Location of drill holes and other features in the Yucca Mountain area. Caldera complex margins from W. J. Carr et al. (1986). Drill hole locations are from maps in the U. S. Department of Energy Nevada Nuclear Waste Storage Investigations Atlas of Field Activities, Holmes & Narver, Inc., Las Vegas, NV.

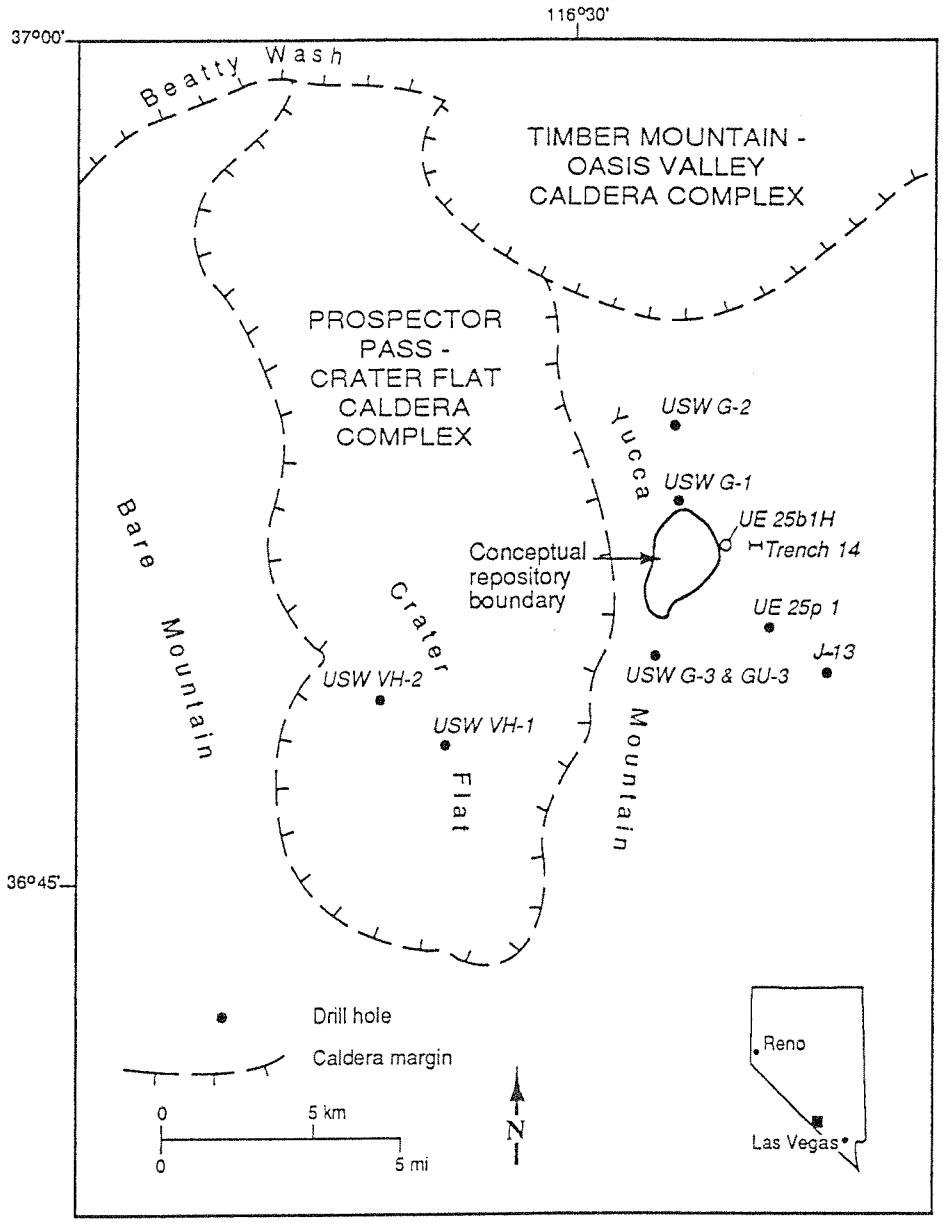

received as requested, but in a few instances slightly different intervals than those originally requested were substituted and specific features of interest (such as veins) were not included.The samples requested from drill hole 25p, which was mainly drilled by rotary methods, are all chip samples, and in two cases the amount of material that we received was less than 15 grams and not sufficient for all of the analyses planned. Nevertheless, we believe that the samples provided are adequate for the purpose of evaluation of the segments of the drill holes that we logged.

Following receipt, the sample packages were opened and the samples placed in cardboard trays labelled with the hole numbers and sample intervals. On core segments of sufficient size, the hole number and interval were written directly on the core using a permanent marker; sample fragments too small for this were placed in a labelled plastic bag. The samples were placed in a steel specimen cabinet located in a locked room with restricted access.

Initial preparation of the samples for analysis was performed at NBMG. After visual examination, a representative 100-gram portion of the sample was selected for analysis and chipped from the core with a hammer. At this time, traces of metal saw and drill tool marks were trimmed from the selected portion, which was placed in a labelled paper bag (for each sample a single depth was used: the center of the interval to the nearest foot as shown in Appendix G). The remainder of the sample was returned to storage. The portion selected for analysis was crushed in a cone crusher and returned to the bag. Prior to the processing of each sample, coarse bull quartz was run through the cone crusher to dislodge any fragments that might remain from the previously crushed sample, and the crusher was cleaned with a wire brush and blown out using compressed air. The crushed samples were then processed in a vibratory ring pulverizer for 5 minutes each. The pulp was transferred to new plastic containers labelled with hole numbers and sample depths. The pulverizer was cleaned after each sample using crushed bull quartz, washed with clean water, and blown dry with compressed air.

The pulverized samples were split using repetitive cone-and-half cuts made on clean paper. Initially, splits from all 186 samples were sent to XRAL Activation Services Inc., Ann Arbor, Michigan, for 33-element instrumental neutron activation analysis (INAA). At the same time, splits from 184 samples were sent to MB Associates, North Highlands, California, for analysis by graphite furnace atomic absorption (GFAA) for gold and 14-element inductively coupled plasma emission spectrometry (ICP). Two samples (25p 4005 and 25p 4105) were too small for both analyses and were submitted for INAA only. As part of the initial submittals, 8 samples of quartz that was used to clean the crushing and pulverizing equipment and a split of NBMG standard CON 2 (unmineralized andesite) were submitted to each lab.

TABLE 1. Samples Analyzed

DRILL HOLE	INTERVAL LOGGED, ft (m)	SAMPLES ANALYZED
USW G-1	3096-3607 (944-1099)	19
USW G-2	2704-6006 (824-1831)	63
USW GU-3	31-2644 (9-806)	30
USW G-3	2624-5031 (800-1534)	39
UE 25b 1H	2800-4002 (854-1220)	29
UE 25p 1	4050-5610 (1235-1710)	6
	TOTAL	186

Following receipt of results of the initial analyses, 25 more samples were submitted to each lab: 10 splits of previously analyzed pulp; 9 samples of vein material; 4 samples of sulfide-bearing lithic fragments from ash-flow tuff; 1 bull quartz blank; and standard CON 2. The vein and lithic fragment samples were extracted from the core using a diamond trim saw.

In addition to the above analyses, 185 samples were analyzed for fluorine at NBMG using a colorimetric method (Shapiro, 1975), and 50 samples were submitted to XRAL Activation Services for low-level "ultra-trace" gold analysis by a combined fire assay and INAA technique.

ANALYTICAL CONFIDENCE

On the basis of replicate analyses, the ICP and GFAA analyses by MB Associates showed good reproducibility (Appendix G). Replicate analyses of NBMG standard CON 2, reported in Table 2, also show good reproducibility. Analyses of CON 2 by MB Associates and XRAL Activation Services generally correlate well with averages of 12 analyses by Bondar Clegg and Company, Ltd. of Vancouver, British Columbia (Table 2). However, bismuth analyses of CON 2 by MB Associates are below detection (<0.25 ppm) while Bondar Clegg reported 10.3 ppm. In this case, we believe that the Bondar Clegg analyses are unrealistically high. In addition, lead and zinc analyses of CON 2 by MB Associates are consistently below those of Bondar Clegg. Zinc contents reported by XRAL are closer to the Bondar Clegg value.

Analyses of samples of the bull quartz used to clean the crushing and pulverizing equipment are reported in Table 3. High silver, bismuth, and antimony contents in sample Q7 are thought to be due to contamination (possibly by solder). Uniformly high chromium and variably high tungsten analyses are probably due to addition during crushing and pulverization; therefore, relatively high chromium and tungsten values reported for some of the drill samples are suspect.

Gold contents determined by XRAL Activation Services using the "ultra-trace" technique are comparable to analyses performed by MB Associates using GFAA (Fig. 2).

Figure 2. Comparison of graphite furnace/atomic absorption and "ultra trace" gold analyses, drill hole samples, Yucca Mountain.

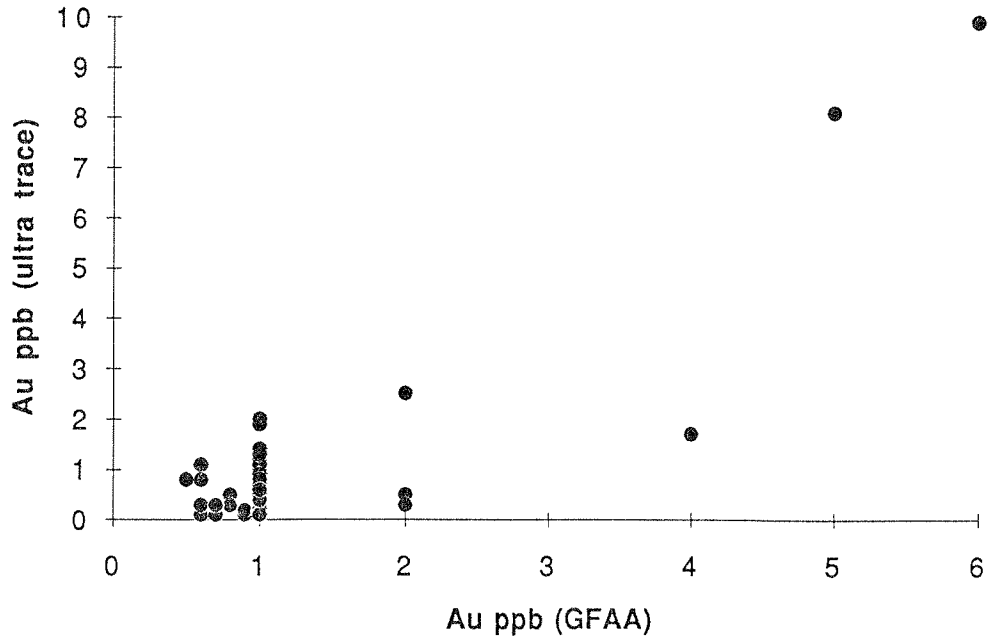

TABLE 2. Comparison of analyses of NBMG standard CON2 by various labs: XRAL = Activation Services, Inc.; MB = M B Associates; BC = Bondar-Clegg. * Analysis by technique other than ICP. Reported in ppm except as noted.

INAA ANALYSES

	Ag	As	Au ppb	Ba %	Br	Ca %	Co	Cr	Cs	Fe %	Hf	Ir ppb	Mo	Na %	Ni
XRAL 8/92	<5	5	<5	0.14	1	3	22	130	<3	4.9	4	<20	<5	3.0	<100
BC 1990	<2	3	1.5	0.10	<0.5	4	18	150	0.75	4.2	3	<50	3.33	3.0	60

	Rb	Sb	Se	Sr %	Ta	Th	U	W	Zn	La	Ce	Eu	Tb	Yb	Lu
XRAL 8/92	<30	0.7	<5	0.11	<1	3.4	2.1	<4	100	20	43	1.1	<0.5	1.2	0.11
BC 1990	32	0.4	<5	0.06	0.4	3.1	1.4	<1	89	15	31	0.5	0.4	<2	0.1

ICP ANALYSES

	Ag	As	Bi	Cd	Cu	Ga	Hg	Mo	Pb	Sb	Se	Te	Tl	Zn
MB 6/92	0.03	2.3	<0.24	0.11	36.5	2.49	<0.10	2.20	2.3	0.60	<0.97	<0.48	<0.48	49.9
MB 9/92	0.06	<1.0	<0.25	0.10	34.2	2.01	<0.10	2.80	2.1	0.61	<1.00	<0.50	<0.50	49.5
BC 1990	<2*	2.8*	10.3	<1	31.8	8.75	0.01*	3.33*	18.2	0.43*	<5*	<10*	<0.2*	89

LOW-LEVEL GOLD ANALYSES

	Au ppb
MB 6/92	1.0
MB 9/92	<0.5
XRAL 1/93	0.6
BC 1990	0.7

TABLE 3. Analyses of bull quartz samples used to clean crusher and pulverizer. Q blank is bull quartz prepped using ceramic equipment. Analyses by Activation Services, Inc., except * analysis by MB Associates.

SAMPLE	Ag	Ag*	As	As*	Au ppb	Au*ppb	Ba	Bi*	Br	Ca†	Cd*	Co	Cr	Cs
Q 2	<5	<0.014	1	1.6	<5	1.0	<0.01	<0.24	<1	<1	0.15	<5	240	<3
Q 3	<5	0.015	2	2.9	<5	0.8	<0.01	0.65	<1	<1	<0.09	<5	280	<3
Q 4	<5	0.053	1	1.5	<5	1.0	<0.01	<0.24	<1	<1	<0.10	<5	290	<3
Q 5	<5	0.022	1	1.7	<5	0.9	<0.01	<0.25	<1	<1	<0.10	<5	370	<3
Q 6	<5	0.078	1	1.9	<5	1.0	<0.01	0.37	1	<1	<0.10	<5	330	<3
Q 7	<5	0.664	1	1.6	<5	1.0	<0.01	13.4	<1	<1	0.16	<5	360	<3
Q 8	<5	0.035	2	2.2	<5	1.0	<0.01	<0.24	<1	<1	0.10	<5	430	<3
Q 9	<5	0.032	1	<1.0	<5	0.8	<0.01	<0.24	<1	<1	<0.10	<5	360	<3
Qblank		0.075		<1.0		<0.5		<0.26			<0.10			

SAMPLE	Cu*	Fe†	Ga*	Hf	Hg*	Ir ppb	Mo X	Mo*	Na	Ni	Pb*	Rb	Sb	Sb*
Q2	4.7	0.3	<0.48	<1	<0.10	<20	<5	1.49	<0.05	<100	1.5	<30	0.7	0.44
Q3	4.2	0.3	<0.47	<1	<0.09	<20	<5	2.04	<0.05	<100	2.0	<30	0.8	0.44
Q4	3.8	0.2	<0.48	<1	<0.10	<20	<5	1.66	<0.05	<100	3.5	<30	0.6	0.44
Q5	3.9	0.3	<0.49	<1	<0.10	<20	<5	2.05	<0.05	<100	2.8	<30	0.5	0.39
Q6	3.7	0.3	<0.50	<1	<0.10	<20	<5	1.88	<0.05	<100	4.6	<30	0.5	0.44
Q7	3.5	0.3	<0.46	<1	<0.09	<20	<5	1.96	<0.05	<100	3.2	<30	1.1	0.92
Q8	4.4	0.4	<0.48	<1	<0.10	<20	<5	2.50	<0.05	<100	2.0	<30	0.7	0.57
Q9	2.6	0.3	<0.48	<1	<0.10	<20	<5	1.83	<0.05	<100	2.6	<30	0.6	0.39
Qblank	1.9		<0.53		<0.10			0.30			7.3			0.66

SAMPLE	Se X	Se*	Sr	Ta	Te*	Th	Tl*	U	W	Zn	Zn*
Q2	<5	<0.96	<0.05	<1	<0.48	<0.5	<0.48	<0.5	<4	25	6.4
Q3	<5	<0.94	<0.05	<1	<0.47	<0.5	<0.47	<0.5	4	25	6.0
Q4	<5	<0.96	<0.05	<1	<0.48	<0.5	<0.48	<0.5	11	25	3.4
Q5	<5	<0.98	<0.05	<1	<0.49	<0.5	<0.49	<0.5	6	25	3.6
Q6	<5	<0.99	<0.05	<1	<0.50	<0.5	<0.50	<0.5	19	25	4.5
Q7	<5	<0.93	<0.05	<1	<0.46	<0.5	<0.46	<0.5	6	25	5.1
Q8	<5	<0.96	<0.05	<1	<0.48	<0.5	<0.48	<0.5	<4	25	4.3
Q9	<5	<0.97	<0.05	<1	<0.48	<0.5	<0.48	<0.5	4	25	3.2
Qblank		<1.05			<0.53		<0.53				4.2

RESULTS

1. Results of analyses are shown in an appendix attached to this report.

2. Precious metal contents of all samples are low. The highest gold contents measured by GFAA were 4-6 ppb on samples from depths of more than 4000 feet (1200 m) in hole 25p. Analyses by INAA are similar, most are <5 ppb, but deep samples from hole 25p yielded 5-9 ppb values. An analysis of 26 ppb gold by INAA was reported for sample G-2 4859, but replicate GFAA analysis of this sample reported 1 ppb and <0.5 ppb gold, and "ultra-trace" analysis reported 0.1 ppb gold. "Ultra-trace" gold analyses are low for all samples tested, with the highest, 8.1 to 9.9 ppb, reported for the samples from deep in hole 25p. Although silver contents are 0.5 ppm or less (by ICP) in all samples, silver contents are relatively high in the Tram Member of the Crater Flat Tuff and in the Lithic Ridge Tuff (c.f., Fig. 3).

3. Base metal contents are also generally low. Copper is less than 20 ppm except for sample 25p 5535, at 71.8 ppm copper. Lead is under 100 ppm except for sample 25 p 5535, which contains 1744 ppm. Zinc is less than 200 ppm except in a single vein sample (G-2 2878v) and in sample 25p 5535, which contains 371 ppm.

4. Arsenic, antimony, thallium, and mercury contents are of particular interest because these elements are often used as "pathfinders" in gold exploration. Slightly elevated arsenic contents (>20 ppm) occur in intervals in all holes, but particularly in hole G-2. In places, arsenic is relatively high in veins (e.g., sample G-2 2878v), but elsewhere vein samples contain less arsenic than the associated country rock (e.g., sample G-3 5020v). Along with arsenic, antimony is elevated in intervals in hole G-2 where it is concentrated in manganese oxide-bearing veins (e.g., sample G-2 2878v). Antimony is also high in deep samples from hole 25p. Although arsenic and antimony are generally low in the pyritic tuff of the Tram Member of the Crater Flat Tuff and in the Lithic Ridge Tuff, they are relatively high in parts of these units that do not contain sulfide (c.f., Fig. 3). Thallium content correlates very well with arsenic content, particularly in samples from hole G-2 and in the Tram Member of the Crater Flat Tuff. Samples of tuff with local clay, hematite, and manganese oxide concentrations from depths of about 2000 feet in hole GU-3 have relatively high thallium, gallium, and lead, but low arsenic. Elevated thallium contents were also reported for deep samples from hole 25p. Mercury contents are relatively high in scattered samples from hole G-2, in pyritic tuff samples from hole 25b, and in deep samples from hole 25p.

5. Bismuth and tellurium are locally concentrated in pyritic ash-flow tuff of the Tram Member of the Crater Flat Tuff and are enriched in some pyritic lithic fragment samples (Fig. 4). Relatively high selenium is present locally in this unit. Interestingly, the corresponding unit in hole G-2, which contains little or no sulfide, also has elevated bismuth, tellurium, and selenium.

6. Molybdenum is locally elevated (>10 ppm) in pyritic ash-flow tuff of the Tram Member of the Crater Flat Tuff, and is high (>100 ppm) in deep samples from hole 25p.

7. A near-surface sample of hematitic argillized bedded tuff (sample GU-3 408) has anomalously high barium, bismuth, molybdenum, lead, tellurium, thallium, and fluorine. It resembles samples with relatively high bismuth, lead, zinc, and arsenic that were collected from the same bedded tuff unit during a surface mineral evaluation on Yucca Mountain (Castor et al., 1990).

8. In hole 25p, chip samples from depths greater than 4000 feet (1200 m) have relatively high antimony, arsenic, fluorine, and silver, and samples from below 5500 feet (1675 m) have elevated antimony, bismuth, copper, fluorine, gold, lead, mercury, molybdenum, silver, selenium, thallium, and zinc. The samples from hole 25p have high calcium contents, and contain Paleozoic carbonate chips along with chips of disseminated pyrite and vein fluorite, quartz, and pyrite.

Figure 3. Silver, arsenic and antimony contents of samples from drill holes USW GU-3 and USW G-3, Yucca Mountain.

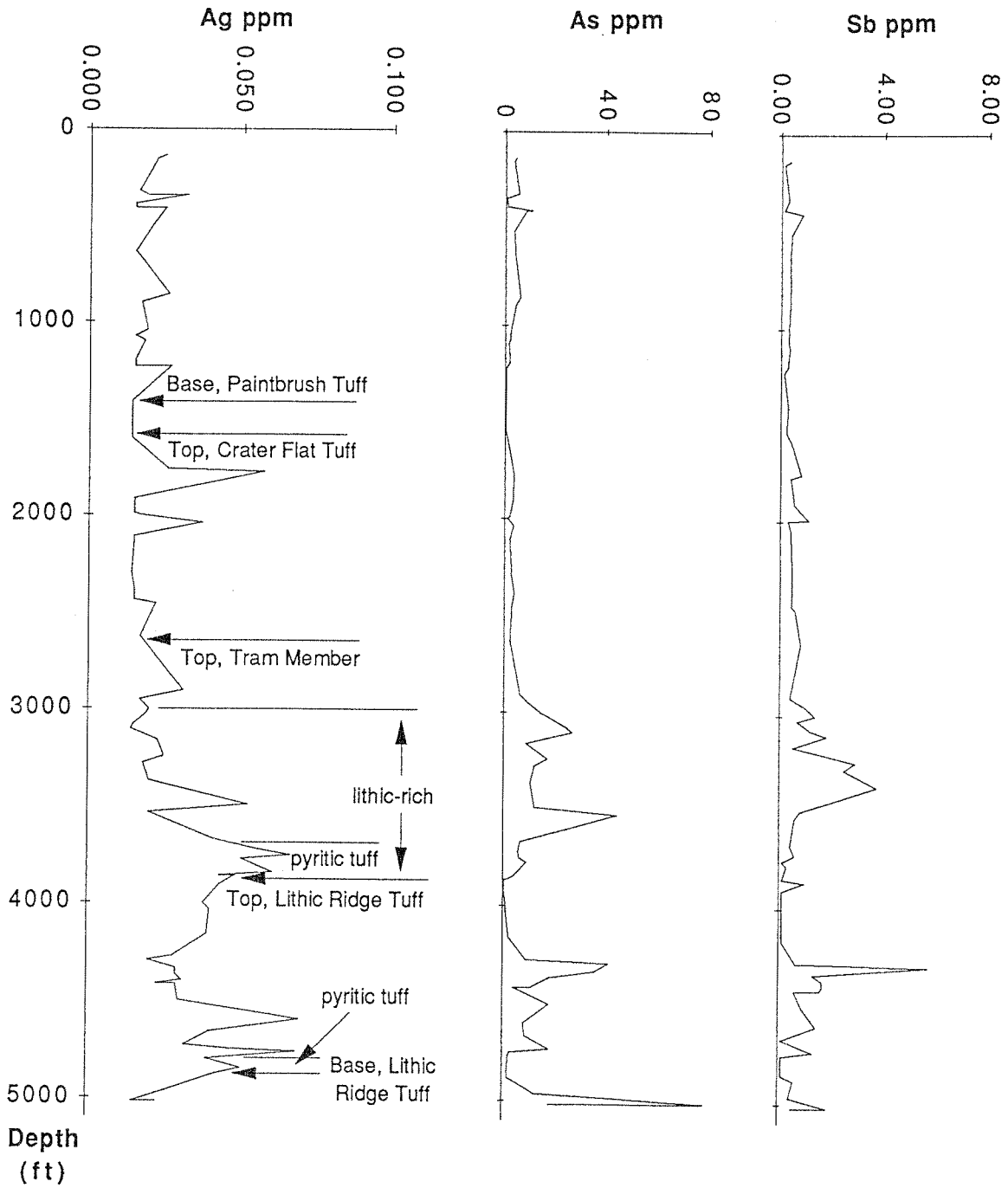

Figure 4. Bismuth and tellurium contents versus iron for samples of volcanic rock from Yucca Mountain drill holes; ■ = pyritic tuff (41 samples), x = pyritic lithic fragment (4 samples), □ = Tram Member or Lithic Ridge ash-flow tuff, no pyrite (47 samples), o = other rocks (92 samples).

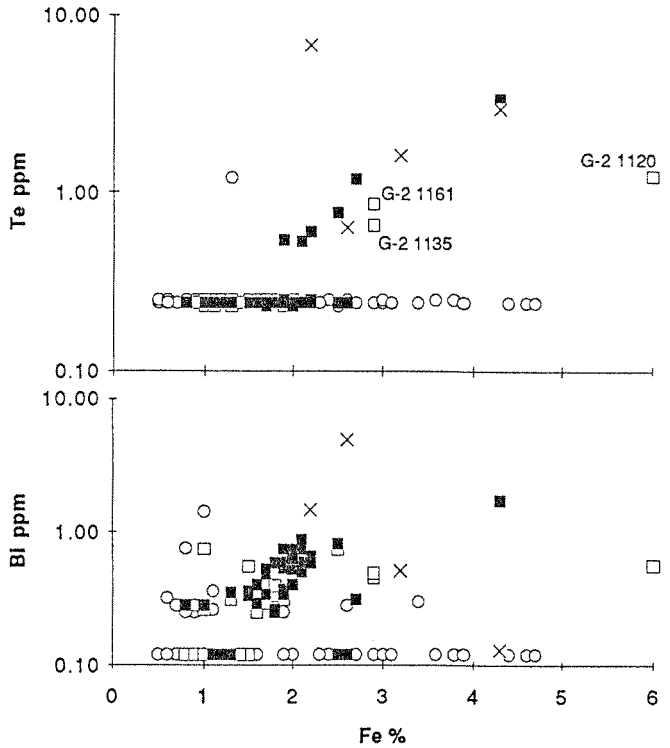

CONCLUSIONS

The low gold and silver contents reported for samples from drill holes G-1, G-2, G-3, GU-3, and 25b, generally less than 2 ppb, suggest low potential for precious metal mineralization in the volcanic section at, and adjacent to, the proposed repository site on Yucca Mountain within 1000 meters of the surface. The geochemical data also indicate little potential for economically significant base metal mineralization in this same interval.

The veining and pyrite occurrences encountered by drilling at Yucca Mountain are evidence of hydrothermal activity. However, most of the pyrite found in volcanic rocks, which is associated with slightly elevated trace metal contents (e.g. bismuth, silver, tellurium), seems to have been introduced as accidental ejecta in ash-flow tuff and is not considered to be indicative of in-situ hydrothermal activity. Base- and precious-metal analyses of intervals containing veins and isolated vein material in volcanic rocks do not suggest the presence of metallic ore deposits.

Samples of cuttings in hole 25p at depths exceeding 5500 ft (1675 m) contain slightly anomalous levels of gold (4-10 ppb) and anomalously high amounts of other metals, including antimony, fluorine, lead, mercury, molybdenum, silver, and thallium. They also contain chips of Paleozoic carbonate (Roberts Mountain Formation). The trace element suite in these samples is similar to that associated with several precious metal deposits in the Bare Mountain area 15 km to the west of Yucca Mountain (Odt, 1983; Tingley, 1984; Hill et al., 1986; Greybeck and Wallace, 1991; Castor and Weiss, 1992). This similarity suggests that precious-metal occurrences similar to those at Bare Mountain may be present in Paleozoic rocks at depths exceeding 5500 feet (1675 m) under Yucca Mountain, but at these depths such deposits cannot be considered economic under most foreseeable scenarios.

ACKNOWLEDGEMENTS

F. J. Breit is acknowledged for sample preparation and fluorine determinations. NBMG staff members K. Pizarro, M. Desilets, P. Lechler, and B. Pecoraro are also thanked for their help.

REFERENCES

Caporuscio, F. A., Vaniman, D. T., Bish, D. L., Broxton, D. E., Arney, B., Heiken, G. H., Byers, F. M., Jr., Gooley, R., and Semarge, E., 1982, Petrologic studies of drill cores USW-G2 and UE25b-1H, Yucca Mountain, Nevada: Los Alamos National Laboratory Report LA-9255-MS, 111 p.

Carr, W. J., Byers, F. M., Jr., and Orkild, P. P., 1986, Stratigraphic and volcano-tectonic relations of Crater Flat tuff and some older volcanic units, Nye County, Nevada: U.S. Geological Survey Professional Paper 1323, 28 p.

Castor, S.B., Feldman, S.C., and Tingley, J.V., 1990, Mineral evaluation of the Yucca Mountain Addition, Nye County, Nevada: Nevada Bureau of Mines and Geology Open-File Report 90-4, 107 p.

Castor, S. B., and Weiss, S. I., 1992, Contrasting styles of epithermal precious-metal mineralization in the southwestern Nevada volcanic field, USA: Ore Geology Reviews, v. 7, p. 193-223.

Castor, S. B., Tingley, J. V., and Bonham, H. F., Jr., 1992a, Subsurface mineral resource analysis, Yucca Mountain, Nevada - preliminary report: unpublished NBMG report for Science Applications International, Las Vegas, Nevada, 51 p.

Castor, S. B., Tingley, J. V., and Bonham, H. F., Jr., 1992b, Subsurface mineral resource analysis, Yucca Mountain, Nevada - preliminary report of chemical analyses: unpublished NBMG report for Science Applications International, Las Vegas, Nevada, 7 p. + appendices.

Greybeck, J. D., and Wallace, A. B., 1991. Gold mineralization at Fluorspar Canyon near Beatty, Nye County, Nevada. In: G. L. Raines, R. E. Lisle, R. W. Schafer, and W. H. Wilkinson (Editors), Geology and Ore Deposits of the Great Basin, Vol. II. Geological Society of Nevada, Reno, Nevada, pp. 935-946

Hill, R. H., Adrian, B. M., Bagby, W. C., Bailey, E. A., Goldfarb, R. J., and Pickthorn, W. J., 1986. Geochemical data for rock samples collected from selected sediment-hosted disseminated precious-metal deposits in Nevada. U. S. Geological Survey Open-File Report 86-107, 30 pp.

Odt, D. A., 1983. Geology and geochemistry of the Sterling gold deposit, Nye County, Nevada. unpublished MSc Thesis, University of Nevada, Reno - Mackay School of Mines, Reno, Nevada, 100 pp.

Shapiro, L., 1975, Rapid analysis of silicate, carbonate, and phosphate rocks, revised edition: U.S. Geological Survey Bulletin 1401, 76 p.

Tingley, J. V., 1984. Trace element associations in mineral deposits, Bare Mountain (fluorine) mining district, Southern Nye County, Nevada. Nevada Bureau of Mines and Geology Report 39, 28 pp.

APPENDIX OF ANALYTICAL RESULTS

All samples reported in ppm, except as noted in column headings. Depths are in feet.

Most analyses are by XRAL Activation Services, Inc., including "ultra-trace" gold (marked by †), but columns marked by * contain analyses by MB Associates, and fluorine analyses are by NBMG.

Samples are initial representative pulps except for sample types: r (replicate); v (vein only) and l (lithic fragment only).

Drill Hole	Depth/ Type	Depth Top	Depth Bottom	Ag	Ag*	As	As*	Au ppb	Au* ppb	Au† ppb	Ba %	Bi*	Br	Ca%	Cd*	Co	Cr	Cs	Cu*	Fe%	Ga*
G-1	3120	3120.0	3120.4	<5	0.059	10	16.3	<5	1.0	1.1	0.09	0.54	<1	<1	<0.10	9	50	4	5.1	1.9	6.51
G-1	3163	3162.7	3163.0	<5	0.056	11	10.8	<5	1.0		0.11	0.56	<1	<1	0.11	8	70	9	2.9	2.0	5.70
G-1	3190	3189.9	3190.3	<5	0.032	15	7.6	<5	1.0		0.10	0.33	<1	<1	0.10	7	40	7	1.8	1.8	5.51
G-1	3218	3217.6	3217.8	<5	0.054	7	3.5	<5	1.0		0.08	0.37	<1	<1	0.17	6	70	4	2.6	1.9	3.98
G-1	3227	3227.3	3227.6	<5	0.048	4	2.9	<5	1.0		0.09	0.29	<1	<1	0.16	6	40	3	2.9	1.6	3.63
G-1	3250	3250.0	3250.3	<5	0.052	5	5.1	<5	1.0		0.09	0.36	<1	1	0.14	6	50	3	6.5	1.9	4.37
G-1	3281	3281.3	3281.6	<5	0.045	4	4.9	<5	1.0		0.10	0.33	<1	1	0.18	7	60	<3	5.2	1.5	4.40
G-1	3305	3304.9	3305.3	<5	0.050	23	24.2	<5	1.0	0.8	0.10	1.72	<1	<1	0.16	15	60	6	8.7	4.3	7.87
G-1	3305 r	3304.9	3305.3		0.045		25.4		<0.5			1.64			0.13				8.6		7.99
G-1	3305 l	3304.9	3305.3		0.054		27.7		<0.5			1.46			0.18				9.6		4.19
G-1	3339	3338.4	3338.7	<5	0.048	6	7.3	<5	1.0		0.11	0.31	<1	<1	0.22	14	90	6	6.4	2.7	4.49
G-1	3339 l	3338.4	3338.7		0.136		30.9		<0.5			<0.26			<0.10				7.3		6.99
G-1	3379	3378.4	3378.7	<5	0.043	10	10.0	<5	1.0		0.11	0.66	<1	<1	0.16	9	60	8	5.5	2.2	4.01
G-1	3379 l	3378.4	3378.7		0.136		30.9		<0.5			4.90			0.15				8.7		2.62
G-1	3412	3411.6	3412.1	<5	0.090	9	8.0	<5	1.0		0.09	0.53	<1	<1	0.16	8	40	7	8.9	2.1	3.78
G-1	3457	3456.7	3457.1	<5	0.063	10	11.8	<5	1.0		0.08	0.74	<1	1	0.16	8	60	6	5.1	2.1	3.15
G-1	3477	3476.5	3476.8	<5	0.042	9	9.7	<5	1.0		0.09	0.53	<1	<1	0.11	6	40	6	5.9	1.9	3.26
G-1	3507	3506.7	3507.0	<5	0.044	14	15.1	<5	1.0		0.08	0.81	<1	1	0.19	8	80	5	6.7	2.5	3.15
G-1	3521	3521.2	3521.5	<5	0.040	11	11.4	<5	1.0		0.06	0.59	<1	<1	0.15	7	50	15	6.6	1.9	2.58
G-1	3525	3525.0	3525.2	<5	0.042	1	<1.0	<5	1.0		0.13	<0.25	1	<1	0.13	<5	40	7	1.2	0.7	4.48
G-1	3534	3534.0	3534.3	<5	0.033	2	<1.0	<5	1.0		0.07	<0.25	<1	<1	0.10	6	60	37	1.4	0.5	2.51
G-1	3565	3564.8	3565.1	<5	0.046	4	1.6	<5	1.0	0.7	0.07	0.30	<1	1	<0.10	6	30	13	10.9	3.4	5.60
G-1	3605	3604.6	3605.0	<5	0.045	4	1.3	<5	1.0		0.15	<0.24	<1	2	<0.10	6	30	4	3.5	2.3	3.92
G-2	2777	2777.0	2777.3	<5	0.015	37	35.8	<5	1.0		0.03	<0.25	<1	1	0.14	<5	50	8	0.8	0.8	2.14
G-2	2878	2878.2	2878.6	<5	0.015	67	31.9	<5	1.0	0.3	0.03	<0.24	<1	1	0.15	<5	100	8	1.1	0.7	1.65
G-2	2878 v	2878.2	2878.6		0.028		142		<0.5			<0.26			0.76				8.5		17.50
G-2	2887	2886.8	2887.1	<5	0.025	32	20.8	<5	1.0		0.03	<0.25	<1	<1	0.13	<5	90	9	3.6	0.5	1.14
G-2	2939	2939.2	2939.5	<5	0.014	80	69.2	<5	1.0	0.5	0.04	<0.23	<1	<1	0.16	<5	60	12	1.0	1.0	2.35
G-2	2939 r	2939.2	2939.5		0.040		68.9		0.0			<0.25			0.21				1.1		2.33
G-2	2960	2959.4	2959.9	<5	0.017	53	51.8	<5	1.0		0.03	<0.25	<1	<1	0.14	<5	60	16	1.1	0.8	3.86
G-2	3020	3019.8	3020.0	<5	0.017	43	19.0	<5	1.0	1.0	0.04	<0.24	<1	1	0.17	<5	40	15	1.4	1.2	4.83
G-2	3070	3069.8	3070.0	<5	0.021	6	4.1	<5	1.0	0.3	0.02	<0.25	<1	1	0.19	<5	40	60	0.7	0.8	6.58
G-2	3123	3122.5	3122.7	<5	0.048	4	3.5	<5	2.0		0.02	<0.25	<1	<1	0.21	<5	30	24	1.5	0.9	4.01
G-2	3155	3155.0	3155.5	<5	0.022	32	39.8	<5	1.0		0.03	<0.24	<1	<1	0.10	<5	60	23	1.0	0.9	4.47
G-2	3169	3168.3	3169.1	<5	0.045	2	1.2	<5	1.0		0.04	0.25	<1	<1	<0.10	<5	40	6	1.6	1.9	6.31
G-2	3263	3263.0	3263.5	<5	0.039	5	4.3	<5	1.0	0.5	0.03	<0.25	<1	<1	<0.10	<5	170	57	8.3	0.5	1.96
G-2	3263 v	3263.0	3263.5		0.059		3.7		<0.5			<0.25			<0.10				4.7		2.20
G-2	3289	3288.8	3289.3	<5	0.038	7	4.3	<5	1.0		0.05	1.42	<1	<1	0.39	7	40	161	1.4	1.0	7.07
G-2	3338	3337.7	3338.0	<5	0.015	11	10.4	<5	1.0		0.06	<0.24	<1	<1	0.13	<5	60	8	0.8	0.8	1.63
G-2	3362	3362.1	3362.4	<5	0.016	49	55.1	<5	1.0		0.05	<0.25	<1	<1	0.12	<5	50	7	1.2	0.9	2.21
G-2	3408	3407.4	3408.1	<5	0.019	29	34.1	<5	1.0		0.04	<0.24	<1	<1	<0.10	<5	50	9	0.9	0.8	2.14
G-2	3448	3448.2	3448.6	<5	0.027	5	4.8	5	1.0	0.3	0.05	<0.25	<1	<1	0.16	<5	40	120	1.1	1.2	7.55
G-2	3466	3466.1	3466.5	<5	0.063	3	1.2	<5	1.0		0.05	<0.24	<1	1	0.21	<5	40	11	1.0	0.8	3.44
G-2	3503	3503.1	3503.4	<5	0.039	2	1.2	<5	1.0		0.04	0.32	<1	1	0.16	<5	30	8	0.7	0.6	3.33
G-2	3526	3526.0	3526.4	<5	0.035	3	4.0	<5	1.0	0.4	0.07	<0.24	<1	<1	<0.10	<5	70	16	2.2	1.3	4.48
G-2	3576	3575.6	3575.9	<5	0.101	3	1.0	<5	1.0		0.09	0.74	<1	<1	0.17	<5	40	13	3.0	1.0	3.29
G-2	3594	3593.5	3594.0	<5	0.038	310	438	<5	1.0		0.11	0.31	<1	<1	0.12	10	110	6	4.7	1.9	2.39
G-2	3594 r	3593.5	3594.0		0.046		424		<0.5			<0.25			0.14				4.6		2.86

Drill Hole	Depth/ Type	Depth Top	Depth Bottom	Ag	Ag*	As	As*	Au ppb	Au* ppb	Au† ppb	Ba %	Bi*	Br	Ca%	Cd*	Co	Cr	Cs	Cu*	Fe%	Ga*
G-2	3639	3638.5	3638.8	<5	0.029	18	13.9	<5	2.0		0.09	0.73	<1	1	<0.10	8	50	10	7.6	2.5	3.30
G-2	3674	3674.0	3674.2	<5	0.070	18	19.1	<5	1.0		0.05	0.56	<1	2	0.25	11	50	9	3.1	6.0	4.67
G-2	3723	3722.8	3723.1	<5	0.031	22	22.3	<5	1.0		0.10	0.45	<1	<1	0.17	5	70	6	3.6	2.9	2.47
G-2	3808	3807.5	3808.0	<5	0.031	17	10.7	<5	1.0		0.06	0.49	<1	<1	<0.10	<5	70	7	2.1	2.9	2.21
G-2	3882	3882.0	3882.4	<5	0.072	9	4.1	<5	1.0		0.07	<0.25	1	<1	<0.10	<5	30	5	4.6	1.5	1.14
G-2	3912	3911.5	3911.8	<5	0.094	4	2.2	<5	1.0		0.05	0.26	<1	<1	<0.09	7	50	6	1.7	1.0	1.84
G-2	3968	3967.8	3968.1	<5	0.074	2	1.2	<5	1.0		0.03	0.25	1	<1	0.19	6	50	<3	2.9	0.9	1.98
G-2	4003	4002.8	4003.2	<5	0.054	3	3.0	<5	1.0		0.10	<0.25	1	2	0.20	12	50	22	6.7	2.9	3.57
G-2	4075	4075.0	4075.2	<5	0.037	2	2.4	<5	1.0		0.09	<0.24	<1	2	<0.10	23	50	10	9.9	4.7	8.32
G-2	4090	4090.0	4090.6	<5	0.037	2	2.2	<5	1.0		0.10	<0.25	1	3	0.15	11	60	11	8.2	3.6	2.87
G-2	4171	4171.0	4171.3	<5	0.060	2	4.1	<5	1.0		0.09	<0.25	<1	2	0.13	15	40	5	16.0	3.8	7.33
G-2	4272	4271.4	4271.8	<5	0.054	2	2.0	<5	1.0		0.10	<0.25	<1	<1	0.14	<5	70	5	1.8	1.2	2.29
G-2	4358	4357.4	4357.8	<5	0.110	12	18.7	<5	1.0		0.09	0.55	<1	<1	<0.10	7	70	11	2.5	1.5	3.29
G-2	4464	4463.6	4463.9	<5	0.039	2	1.4	<5	1.0	0.1	0.09	<0.25	<1	<1	<0.10	<5	50	3	1.4	1.3	2.32
G-2	4534	4533.8	4534.2	<5	0.031	3	3.1	<5	1.0		0.09	<0.25	<1	1	<0.10	<5	50	8	1.2	1.3	3.22
G-2	4672	4672.0	4672.5	<5	0.028	2	1.7	<5	1.0		0.08	<0.25	<1	1	0.14	<5	60	4	1.7	1.1	1.58
G-2	4745	4745.2	4745.7	<5	0.058	5	4.9	<5	1.0		0.10	<0.24	<1	<1	<0.10	<5	50	10	2.3	1.5	2.02
G-2	4811	4810.5	4811.0	<5	0.046	2	1.5	<5	1.0		0.06	<0.23	1	<1	<0.09	<5	30	5	0.6	0.7	1.20
G-2	4859	4858.6	4858.9	<5	0.032	4	3.0	26	1.0	0.1	0.13	<0.25	1	<1	0.11	<5	70	9	2.0	1.6	2.33
G-2	4859 r	4858.6	4858.9		0.037		2.7		<0.5			<0.25			0.12				1.5		3.05
G-2	4915	4914.5	4914.8	<5	0.511	2	1.4	<5	<0.5		0.02	<0.24	<1	1	0.16	<5	60	5	1.4	0.9	1.82
G-2	4949	4949.0	4949.5	<5	0.016	2	3.5	<5	1.0		0.22	<0.24	1	1	<0.10	<5	40	7	1.7	1.5	1.61
G-2	5019	5018.4	5019.2	<5	0.033	1	<1.0	<5	1.0		0.21	<0.25	<1	1	<0.10	<5	130	4	3.8	1.2	2.09
G-2	5039	5039.1	5039.5	<5	0.091	3	1.3	<5	1.0		0.13	<0.24	<1	1	0.10	<5	220	<3	5.3	0.8	1.03
G-2	5073	5072.9	5073.3	<5	0.043	3	2.8	<5	1.0		0.16	<0.25	<1	<1	<0.10	<5	150	<3	2.4	0.9	0.79
G-2	5073 v	5072.9	5073.3		0.030		<1.0		<0.5			<0.26			0.81				1.4		<0.52
G-2	5082	5082.0	5082.7	<5	0.032	6	6.1	<5	1.0	0.9	0.08	<0.25	<1	4	0.69	<5	110	4	2.6	0.6	2.09
G-2	5225	5224.5	5225.0	<5	0.047	56	76.6	<5	1.0	0.5	0.18	<0.25	1	<1	<0.10	8	50	14	4.5	2.4	4.57
G-2	5255	5255.0	5255.4	<5	0.039	35	44.8	<5	1.0		0.17	<0.25	1	<1	<0.10	9	50	14	3.5	2.0	4.24
G-2	5296	5295.6	5296.1	<5	0.025	2	3.5	6	1.0	0.1	0.13	<0.24	<1	<1	0.17	7	50	5	3.7	1.9	4.55
G-2	5372	5372.2	5372.4	<5	0.014	47	16.5	6	1.0	0.1	0.02	<0.24	<1	1	<0.10	7	70	8	2.4	2.7	3.42
G-2	5419	5418.3	5418.8	<5	0.015	12	5.9	<5	1.0		0.14	<0.25	<1	5	0.30	9	60	5	5.6	2.3	2.57
G-2	5528	5527.5	5528.0	<5	0.033	1	1.6	<5	1.0	0.2	0.14	<0.25	1	2	<0.10	9	40	16	3.6	3.0	4.63
G-2	5597	5597.0	5597.4	<5	0.062	3	2.9	<5	2.0		0.64	<0.23	1	<1	0.15	8	60	6	6.0	2.5	3.71
G-2	5637	5636.3	5636.8	<5	0.125	3	2.3	<5	1.0		0.03	<0.25	1	2	0.32	13	50	12	16.4	3.0	5.31
G-2	5639	5638.9	5639.3	<5	0.062	5	3.8	<5	1.0		0.09	<0.24	3	3	0.23	19	40	17	17.0	4.4	3.41
G-2	5666	5665.5	5665.9	<5	0.055	2	1.7	<5	1.0		0.15	<0.24	<1	2	0.16	10	30	7	8.2	3.1	4.96
G-2	5696	5695.8	5696.2	<5	0.058	4	1.9	6	2.0	0.5	0.09	<0.25	1	2	0.10	18	50	6	17.6	4.4	10.70
G-2	5749	5748.6	5749.1	<5	0.065	1	1.4	<5	1.0		0.22	<0.24	<1	3	0.23	13	80	5	17.9	3.1	8.16
G-2	5786	5786.0	5786.5	<5	0.033	2	1.7	<5	1.0		0.13	<0.25	<1	4	0.23	12	90	4	11.6	3.9	6.96
G-2	5856	5855.5	5856.0	<5	0.044	12	9.5	<6	2.0	0.3	0.12	<0.24	<1	2	<0.10	18	50	14	12.4	4.6	11.10
G-2	5863	5863.0	5863.6	<5	0.038	1	1.4	<5	1.0	0.3	0.03	<0.24	1	8	0.19	14	50	3	8.8	3.1	7.85
G-2	5863 v	5863.0	5863.6		0.022		<1.0		<0.5			<0.25			1.85				0.7		<0.50
G-2	5911	5910.4	5910.9	<5	0.035	1	1.6	<5	1.0		0.11	<0.24	1	<1	<0.10	<5	40	23	<0.05	1.5	1.65
G-2	6005	6005.1	6005.5	<5	0.045	1	<0.9	<5	1.0		0.12	<0.24	<1	<1	<0.10	<5	50	10	<0.05	1.3	2.55
GU-3	139	138.7	139.3	<5	0.025	3	4.1	<5	1.0		<0.01	<0.25	<1	1	0.17	<5	50	4	1.0	0.6	<0.50
GU-3	157	156.6	157.0	<5	0.022	3	3.5	<5	1.0		0.01	<0.25	<1	1	0.17	<5	70	4	0.3	0.6	<0.50
GU-3	322	322.1	322.5	<5	0.016	5	5.1	<5	1.0		0.01	<0.25	1	3	0.23	<5	50	4	0.9	0.6	<0.50

Drill Hole	Depth/ Type	Depth Top	Depth Bottom	Ag	Ag*	As	As*	Au ppb	Au* ppb	Au† ppb	Ba %	Bi*	Br	Ca%	Cd*	Co	Cr	Cs	Cu*	Fe%	Ga*
GU-3	344	343.7	344.0	<5	0.019	1	1.0	<5	1.0	<0.1	0.01	<0.25	1	<1	<0.10	<5	50	6	<0.05	0.6	0.88
GU-3	344 r	343.7	344.0		0.032		<1.0		<0.5			<0.25			<0.10				0.6		1.32
GU-3	391	390.4	390.7	<5	0.015	4	1	<5	1.0		0.10	<0.25	1	<1	0.46	<5	50	9	12.1	0.8	0.96
GU-3	408	408.2	408.7	<5	0.015	12	10.2	<5	1.0	<0.1	0.12	46.9	1	1	0.14	<5	30	<3	0.8	1.3	2.18
GU-3	408 r	408.2	408.7		0.025		8.2		<0.5			45.3			0.14				1.4		2.66
GU-3	514	514.2	514.4	<5	0.020	6	3.4	<5	1.0		0.04	<0.24	<1	1	<0.10	<5	50	3	1.4	0.9	1.19
GU-3	637	636.4	636.9	<5	0.015	3	3.9	<5	1.0		0.01	<0.25	1	<1	0.19	<5	40	3	1.5	0.6	1.90
GU-3	858	857.4	857.6	<5	0.026	4	5.8	<5	2.0		<0.01	<0.25	1	<1	0.11	<5	50	3	3.0	0.5	2.30
GU-3	898	898.3	898.6	<5	0.017	3	4.2	<5	1.0		0.01	<0.24	1	<1	0.11	<5	60	4	1.7	0.6	2.29
GU-3	1043	1042.7	1043.0	<5	0.019	2	2.2	<5	1.0	0.5	0.01	<0.24	1	<1	<0.10	<5	40	5	1.0	0.6	2.07
GU-3	1073	1072.7	1073.2	<5	0.015	4	2.1	<5	1.0		0.01	<0.24	<1	<1	<0.10	<5	40	4	1.2	0.6	2.12
GU-3	1098	1097.8	1097.9	<5	0.018	2	1.5	<5	1.0		0.02	<0.25	<1	<1	0.22	<5	110	5	1.6	0.7	2.59
GU-3	1196	1195.4	1195.7	<5	0.015	3	1.9	<5	1.0		0.01	0.28	1	<1	<0.10	<5	170	9	1.8	0.7	1.83
GU-3	1229	1229.1	1229.4	<5	0.015	3	<1.0	<5	1.0	0.5	0.01	<0.25	1	1	<0.10	<5	50	5	0.7	0.6	1.01
GU-3	1229 r	1229.1	1229.4		0.027		<1.10		0.6			<0.28			<0.11				0.8		0.65
GU-3	1408	1408.0	1408.2	<5	0.014	3	<1.0	<5	1.0		0.02	<0.24	1	<1	0.20	<5	90	7	1.9	0.7	1.44
GU-3	1541	1540.7	1541.2	<5	0.014	4	<1.0	<5	1.0		0.08	<0.24	1	1	<0.10	<5	70	4	2.5	1.3	4.34
GU-3	1601	1601.3	1601.6	<5	0.014	3	1.4	<5	1.0		0.02	<0.24	<1	2	0.23	<5	40	<3	2.2	0.6	1.78
GU-3	1760	1759.4	1759.6	<5	0.026	3	3.5	<5	1.0		0.03	<0.25	<1	1	0.34	<5	40	9	2.5	1.1	7.39
GU-3	1776	1776.0	1776.5	<5	0.057	2	3.6	<5	1.0	1.1	0.04	<0.25	<1	1	0.33	<5	40	19	3.6	1.1	11.30
GU-3	1915	1915.3	1915.6	<5	0.015	2	3.3	<5	1.0		0.04	0.25	<1	<1	0.42	<5	30	3	1.4	0.8	10.50
GU-3	1994	1993.5	1993.8	<5	0.015	1	2.1	<5	1.0		0.05	0.28	<1	1	0.11	<5	40	4	2.1	0.9	11.90
GU-3	2001	2000.7	2001.4	<5	0.017	1	1.3	<5	1.0	0.3	0.10	0.33	<1	1	0.19	<5	40	<3	1.0	1.7	5.96
GU-3	2043	2042.5	2042.7	<5	0.037	4	3.7	<5	1.0		0.05	<0.24	<1	<1	0.12	<5	130	3	5.3	0.9	3.20
GU-3	2109	2109.0	2109.4	<5	0.015	3	2.2	<5	1.0		0.05	<0.25	<1	<1	0.11	<5	60	3	0.9	0.8	2.14
GU-3	2295	2295.0	2295.3	<5	0.014	2	2.8	<5	1.0	0.8	0.05	<0.24	1	<1	0.11	<5	90	<3	1.2	0.8	2.46
GU-3	2384	2383.8	2384.2	<5	0.015	5	3.8	<5	1.0		0.05	<0.24	<1	<1	0.12	<5	130	5	2.2	0.9	2.37
GU-3	2435	2435.1	2435.5	<5	0.015	3	3.2	<5	1.0		0.06	<0.25	<1	<1	0.11	<5	90	3	1.4	0.8	2.60
GU-3	2456	2456.1	2456.4	<5	0.022	4	3.1	<5	1.0		0.06	<0.25	<1	1	<0.10	<5	80	3	1.5	0.9	2.04
GU-3	2629	2629.1	2629.3	<5	0.017	2	2.3	<5	1.0		0.08	0.36	<1	1	0.26	<5	80	11	3.2	1.1	7.71
G-3	2907	2907.1	2907.6	<5	0.031	4	6.2	<5	1.0		0.06	<0.24	<1	<1	<0.10	<5	90	6	1.7	0.8	1.52
G-3	2954	2953.5	2954.0	<5	0.017	8	9.7	<5	1.0		0.07	<0.24	<1	1	0.40	<5	80	5	1.7	1.0	2.52
G-3	3003	3002.6	3003.1	<5	0.020	12	14.5	<5	1.0		0.08	<0.25	1	<1	<0.10	<5	120	4	2.0	1.0	1.92
G-3	3028	3028.2	3028.4	<5	0.019	14	17.8	<5	1.0		0.08	<0.24	1	<1	<0.10	<5	150	7	2.3	0.9	1.88
G-3	3080	3079.5	3079.8	<5	0.015	17	24.2	<5	1.0		0.08	<0.25	<1	1	0.15	<5	60	9	2.4	1.2	3.33
G-3	3107	3107.0	3107.5	<5	0.014	20	26.9	<5	1.0	0.3	0.07	<0.23	<1	<1	0.11	<5	110	6	2.5	1.0	1.79
G-3	3164	3164.3	3164.6	<5	0.023	7	8.8	<5	1.0	0.2	0.08	<0.23	<1	1	0.11	<5	60	19	2.2	1.3	4.62
G-3	3245	3244.6	3244.8	<5	0.025	16	17.2	<5	1.0		0.08	<0.24	<1	<1	0.12	<5	150	6	3.2	1.4	3.63
G-3	3282	3281.9	3282.4	<5	0.018	12	12	<5	1.0		0.10	<0.24	<1	1	0.12	5	50	13	2.6	1.5	5.34
G-3	3371	3370.5	3370.9	<5	0.020	12	10.6	<5	1.0		0.08	0.39	<1	<1	0.10	<5	50	10	2.8	1.7	5.51
G-3	3496	3496.3	3496.6	<5	0.052	18	12.3	<5	1.0		0.09	0.36	<1	<1	0.16	5	50	5	4.7	1.6	5.35
G-3	3537	3537.0	3537.2	<5	0.020	43	44.7	<5	1.0	1.9	0.09	0.39	<1	1	<0.10	7	50	5	3.0	1.8	5.67
G-3	3674	3673.9	3674.1	<5	0.041	8	6.6	<5	1.0		0.09	0.25	<1	1	<0.10	<5	50	4	2.9	1.6	4.90
G-3	3726	3725.6	3726.1	<5	0.055	7	5.8	<5	1.0		0.11	0.52	<1	1	0.35	5	40	4	6.0	2.0	4.74
G-3	3757	3756.9	3757.8	<5	0.066	8	6.2	<5	1.0		0.15	0.65	<1	1	0.11	8	50	<3	4.1	2.2	4.04
G-3	3778	3778.2	3778.4	<5	0.050	8	9.1	<5	1.0		0.09	0.58	<1	2	0.23	6	60	<3	4.7	1.8	4.10
G-3	3848	3847.3	3847.7	<5	0.060	3	4.3	<5	1.0	1.4	0.09	0.36	1	1	0.14	5	40	3	3.7	1.5	5.02
G-3	3865	3864.8	3865.1	<5	0.043	2	2.0	<5	1.0		0.12	<0.25	<1	2	0.13	7	50	5	6.3	2.6	4.07

Drill Hole	Depth/ Type	Depth Top	Depth Bottom	Ag	Ag*	As	As*	Au ppb	Au* ppb	Au† ppb	Ba %	Bi*	Br	Ca%	Cd*	Co	Cr	Cs	Cu*	Fe%	Ga*
G-3	3865 r	3864.8	3865.1		0.048		<1.0		<0.5			<0.25			0.15				6.1		4.42
G-3	3909	3908.7	3909.1	<5	0.043	2	<0.9	<5	1.0	0.3	0.22	<0.23	<1	1	<0.09	<5	30	<3	2.0	1.3	4.97
G-3	4005	4005.0	4005.3	<5	0.038	2	1.4	<5	1.0		0.11	<0.23	<1	<1	0.14	<5	60	4	2.2	1.3	4.60
G-3	4039	4038.5	4038.9	<5	0.040	1	1.3	<5	1.0		0.08	<0.24	1	1	0.10	<5	50	<3	5.6	1.0	4.81
G-3	4166	4165.4	4165.8	<5	0.039	2	2.3	<5	1.0		0.09	<0.25	<1	1	0.18	<5	70	11	2.5	1.2	5.59
G-3	4276	4276.1	4276.6	<5	0.028	7	9.0	<5	1.0		0.10	<0.24	<1	1	0.18	<5	50	25	4.3	1.3	4.76
G-3	4297	4297.0	4297.3	<5	0.020	30	41.5	<5	1.0	0.8	0.06	<0.25	<1	4	0.39	<5	60	51	2.4	1.2	3.84
G-3	4335	4335.0	4335.5	<5	0.029	37	36.0	<5	1.0		0.08	<0.25	<1	<1	0.13	<5	100	11	2.8	1.3	4.54
G-3	4367	4366.8	4367.3	<5	0.029	20	18.2	<5	1.0		0.07	<0.24	<1	<1	0.12	<5	80	19	2.6	1.2	4.87
G-3	4400	4399.6	4400.0	<5	0.031	14	13.6	<5	1.0		0.07	<0.23	<1	1	0.10	<5	60	58	2.0	1.1	4.94
G-3	4416	4415.3	4415.8	<5	0.023	14	11.2	<5	1.0	1.2	0.05	<0.24	<1	1	0.30	<5	60	106	1.7	1.0	3.54
G-3	4416 v	4415.3	4415.8		0.029		4.14		<0.5			<0.26			1.38				1.1		1.31
G-3	4502	4501.8	4502.3	<5	0.030	17	18.2	<5	1.0		0.09	<0.25	<1	1	0.14	<5	60	14	2.0	1.3	4.93
G-3	4600	4599.8	4600.0	<5	0.069	7	8.2	<5	1.0		0.12	0.29	<1	<1	<0.10	<5	50	159	2.5	1.7	5.05
G-3	4664	4663.4	4663.7	<5	0.040	8	8.9	<5	1.0	0.5	0.16	<0.24	<1	1	<0.10	<5	50	34	3.7	1.4	7.02
G-3	4732	4731.4	4731.7	<5	0.032	16	18.3	<5	1.0		0.09	0.31	<1	<1	0.15	<5	60	32	1.4	1.3	6.38
G-3	4751	4750.7	4751.9	<5	0.046	3	2.7	<5	1.0		0.09	<0.24	<1	1	0.16	<5	60	21	2.4	1.3	4.04
G-3	4767	4767.1	4767.4	<5	0.068	2	2.5	<5	1.0		0.10	<0.24	<1	<1	0.12	<5	60	35	3.6	1.2	6.15
G-3	4803	4803.3	4803.6	<5	0.039	2	2.2	<5	1.0		0.09	<0.24	<1	<1	0.11	<5	70	37	4.4	1.1	6.17
G-3	4851	4850.5	4851.0	<5	0.050	1	1.9	5	1.0	0.2	0.08	0.28	1	1	0.17	<5	70	25	2.0	1.0	4.25
G-3	4880	4880.3	4880.5	<5	0.042	3	2.2	<5	1.0		0.07	<0.24	1	<1	<0.10	<5	180	3	2.7	1.1	3.49
G-3	4965	4965.3	4965.5	<5	0.026	19	12.6	<5	1.0		0.08	0.26	<1	<1	0.21	<5	90	24	1.8	1.1	5.77
G-3	5020	5020.0	5020.4	<5	0.015	65	79	<5	1.0	0.5	0.07	<0.25	<1	3	0.39	<5	70	27	1.9	0.8	3.61
G-3	5020 v	5020.0	5020.4		0.023		18.5		<0.5			<0.27			2.47				0.8		3.37
25B	2806	2805.5	2805.7	<5	0.026	10	10.3	<5	1.0	0.1	0.05	<0.25	<1	1	<0.10	<5	30	56	0.8	0.9	7.04
25B	2923	2923.2	2923.4	<5	0.015	1	7.7	<5	1.0	0.3	0.08	0.75	<1	1	<0.10	<5	30	40	1.1	0.8	3.69
25B	3034	3033.4	3033.9	<5	0.049	53	40.6	<5	1.0	0.2	0.05	<0.25	1	1	0.11	<5	70	5	4.0	0.8	5.95
25B	3034 r	3033.4	3033.9		0.052		35.9		0.7			<0.26			0.12				3.3		4.98
25B	3098	3098.0	3098.5	<5	0.014	46	48.1	<5	1.0		0.07	<0.24	<1	<1	0.11	<5	70	7	2.0	0.9	3.23
25B	3184	3184.2	3184.7	<5	0.020	9	9.4	<5	1.0		0.07	<0.23	<1	1	0.30	<5	80	4	2.2	1.0	3.94
25B	3226	3226.0	3226.3	<5	0.029	7	8.1	<5	1.0		0.06	<0.25	<1	<1	0.11	<5	120	3	4.3	1.1	2.29
25B	3302	3301.4	3301.8	<5	0.045	3	3.0	<5	1.0		0.07	<0.25	1	1	<0.10	<5	120	6	3.3	1.3	3.53
25B	3327	3326.3	3327.6	<5	0.084	12	13.7	<5	1.0		0.15	0.34	<1	1	0.59	<5	100	4	4.5	1.7	5.51
25B	3369	3369.2	3369.7	<5	0.055	4	5.6	<5	1.0		0.11	0.40	<1	5	0.36	6	100	3	6.4	1.6	5.98
25B	3408	3407.6	3408.0	<5	0.055	4	3.3	<5	1.0		0.10	0.34	<1	<1	0.15	5	60	9	6.1	1.9	7.77
25B	3449	3449.0	3449.3	<5	0.051	6	6.1	<5	1.0	1.1	0.10	0.40	1	1	0.18	6	70	6	5.2	2.0	6.79
25B	3449 r	3449.0	3449.3		0.064		4.6		<0.5			<0.25			0.18				4.8		6.72
25B	3489	3488.6	3489.0	<5	0.045	7	7.0	<5	1.0		0.09	0.25	1	2	0.12	5	60	5	5.6	1.8	7.12
25B	3534	3533.6	3534.0	<5	0.049	4	3.0	<5	1.0		0.10	0.35	1	2	0.12	<5	70	6	3.5	1.3	4.39
25B	3544	3543.5	3543.9	<5	0.035	10	12.5	<5	1.0		0.11	0.26	<1	6	0.14	<5	40	<3	2.4	1.8	6.21
25B	3546	3545.5	3546.0	<5	0.033	5	4.2	<5	1.0		0.08	<0.25	<1	3	0.87	<5	40	5	3.0	2.6	3.86
25B	3571	3570.4	3571.0	<5	0.045	5	5.4	<5	2.0	2.5	0.07	0.48	<1	6	0.18	<5	40	<3	3.1	1.7	3.71
25B	3571 v	3570.4	3571.0		0.029		2.6		<0.5			0.51			0.12				1.8		3.36
25B	3584	3584.0	3584.4	<5	0.089	19	24.1	<5	1.0		0.09	0.52	1	1	0.36	6	60	7	6.4	1.7	5.56
25B	3614	3613.8	3614.3	<5	0.024	2	3.3	<5	1.0		0.04	0.28	<1	4	0.12	<5	60	10	2.0	0.8	2.48
25B	3673	3672.7	3673.0	<5	0.048	9	6.4	<5	1.0		0.10	0.50	<1	1	0.15	6	70	3	5.0	2.1	3.11
25B	3689	3688.7	3689.3	<5	0.062	7	5.7	<5	1.0		0.11	0.59	<1	2	0.17	6	60	4	3.7	2.1	3.49
25B	3746	3745.8	3746.1	<5	0.089	9	6.8	<5	1.0		0.09	0.74	1	1	0.15	6	70	3	5.3	2.0	5.02

Drill Hole	Depth/ Type	Depth Top	Depth Bottom	Ag	Ag*	As	As*	Au ppb	Au* ppb	Au† ppb	Ba %	Bi*	Br	Ca%	Cd*	Co	Cr	Cs	Cu*	Fe%	Ga*
25B	3778	3778.2	3778.6	<5	0.104	8	6.3	<5	1.0		0.09	0.58	<1	1	0.14	7	70	3	6.1	2.2	4.11
25B	3826	3825.7	3826.1	<5	0.047	9	9.5	<5	1.0	0.9	0.08	0.87	1	3	0.14	7	70	4	3.9	2.1	7.99
25B	3826 v	3825.7	3826.1		0.035		21.4		<0.5			0.33			0.16				1.0		2.10
25B	3882	3881.8	3882.2	<5	0.063	8	7.1	<5	1.0		0.13	0.63	1	1	0.16	6	60	5	5.4	2.0	3.29
25B	3882 I	3881.8	3882.2		0.337		10.1		<0.5			0.51			0.41				11.0		4.40
25B	3902	3902.4	3902.6	<5	0.065	19	19.9	<5	1.0	1.3	0.04	0.74	1	<1	0.13	5	40	3	4.4	1.9	2.90
25B	3922	3921.6	3921.9	<5	0.030	2	2.1	<5	1.0		0.10	<0.25	<1	5	0.15	7	50	<3	4.9	2.5	3.90
25B	3935	3934.5	3934.8	<5	0.031	4	3.2	<5	1.0		0.11	<0.24	<1	2	0.20	18	40	3	9.4	4.7	7.57
25B	3938	3938.2	3938.6	<5	0.040	2	1.9	<5	1.0	0.8	0.11	0.28	<1	5	0.19	9	50	<3	9.1	2.6	5.22
25B	3938 v	3938.2	3938.6		0.032		<0.99		<0.5			0.26			0.29				0.4		<0.49
25B	3976	3976.3	3976.6	<5	0.016	1	1.2	<5	1.0	0.4	0.19	<0.24	<1	1	<0.09	<5	30	<3	1.2	1.9	4.09
25P	4005	4000	4010	<5		19		<5			0.08		1	2		<5	60	8		1.0	
25P	4105	4100	4110	<5		200		<5			0.02		<1	8		<5	20	13		0.6	
25P	4175	4170	4180	<5	0.137	98	132	<5	4.0	1.7	0.02	<0.24	1	11	0.31	<5	20	6	4.7	0.5	1.32
25P	5505	5500	5510	<5	0.072	7	8.4	<5	1.0		<0.01	<0.25	1	17	<0.10	<5	<10	<3	3.2	0.1	<0.50
25P	5535	5530	5540	<5	0.161	29	36.3	9	6.0	9.9	<0.01	0.82	2	15	0.34	<5	20	<3	71.8	1.6	<0.47
25P	5595	5590	5600	<5	0.107	21	28.9	5	5.0	8.1	<0.01	<0.94	2	15	<0.38	<5	10	<3	3.5	0.6	<1.88

Drill Hole	Depth/ Type	Depth Top	Depth Bottom	Hf	Hg*	Ir ppb	Mo	Mo*	Na %	Ni	Pb*	Rb	Sb	Sb*	Sc	Se	Se*	Sr %	Ta	Te*	Th
G-1	3120	3120.0	3120.4	5	<0.10	<20	<5	2.23	2.0	<100	19.3	100	0.4	0.72	5.9	<5	<0.96	<0.05	2	<0.48	13
G-1	3163	3162.7	3163.0	5	<0.10	<20	<5	1.66	2.0	<100	13.8	110	0.8	0.74	5.6	<5	<0.99	<0.05	2	<0.50	14
G-1	3190	3189.9	3190.3	5	<0.10	<20	<5	1.64	1.8	<100	13.8	110	0.4	0.55	5.6	<5	<0.99	<0.05	<2	<0.50	14
G-1	3218	3217.6	3217.8	5	<0.10	<20	<5	2.06	1.4	<100	23.6	110	0.8	0.83	4.4	<5	<0.98	<0.05	<1	<0.49	15
G-1	3227	3227.3	3227.6	4	<0.10	<20	<5	1.66	1.7	<100	14.2	60	0.4	0.27	4.2	<5	<0.98	<0.05	1	<0.49	14
G-1	3250	3250.0	3250.3	5	<0.09	<20	<5	1.67	1.3	<100	20.8	90	0.5	0.26	5.1	<5	<0.94	<0.05	<1	<0.47	13
G-1	3281	3281.3	3281.6	4	<0.10	<20	<5	2.07	1.6	<100	19.0	100	0.5	0.27	4.8	<5	<0.98	<0.05	<1	<0.49	15
G-1	3305	3304.9	3305.3	6	<0.09	<20	<5	3.66	1.4	<100	29.3	120	0.7	0.32	9.1	<5	<0.94	<0.05	<1	3.39	15
G-1	3305 r	3304.9	3305.3		<0.10			3.79			27.7			0.56			1.16			3.65	
G-1	3305 l	3304.9	3305.3		<0.10			3.10			22.7			0.45			1.28			6.75	
G-1	3339	3338.4	3338.7	4	<0.10	<20	<5	1.57	1.8	<100	13.4	110	0.4	0.31	6.5	<5	<0.95	<0.05	<1	1.19	14
G-1	3339 l	3338.4	3338.7		<0.10			2.06			12.7			0.45			1.46			2.97	
G-1	3379	3378.4	3378.7	4	<0.10	<20	<5	1.41	1.7	<100	23.2	100	0.7	0.43	6.3	<5	<0.99	<0.05	<2	<0.50	13
G-1	3379 l	3378.4	3378.7		<0.10			2.54			13.6			0.49			3.41			0.64	
G-1	3412	3411.6	3412.1	4	<0.10	<20	<5	5.50	1.6	<100	18.5	80	0.7	0.28	6.0	<5	<0.96	<0.05	<1	<0.48	14
G-1	3457	3456.7	3457.1	4	<0.10	<20	<5	1.49	1.5	<100	18.1	130	0.7	0.33	5.9	<5	<1.00	<0.05	<1	0.53	14
G-1	3477	3476.5	3476.8	5	<0.10	<20	<5	1.27	1.5	<100	35.6	100	0.6	0.44	5.4	<5	<1.00	<0.05	<1	0.54	15
G-1	3507	3506.7	3507.0	5	0.10	<20	<5	1.87	1.3	<100	24.9	120	0.7	0.47	7.0	<5	<0.95	<0.05	<1	0.77	16
G-1	3521	3521.2	3521.5	5	0.21	<20	<5	1.04	1.4	<100	18.5	110	1.0	0.44	4.3	<5	<1.00	<0.05	1	<0.50	17
G-1	3525	3525.0	3525.2	4	<0.10	<20	<5	1.27	2.3	<100	26.9	90	0.3	<0.24	1.8	<5	<0.98	<0.05	1	<0.49	20
G-1	3534	3534.0	3534.3	4	<0.10	<20	<5	0.79	2.6	<100	19.8	100	1.2	<0.25	1.5	<5	<0.99	<0.05	<1	<0.49	16
G-1	3565	3564.8	3565.1	7	<0.10	<20	<5	0.24	1.3	<100	16.3	220	0.6	0.26	7.4	<5	<0.98	<0.05	1	<0.49	13
G-1	3605	3604.6	3605.0	7	<0.10	<20	<5	0.45	2.0	<100	10.7	180	0.2	<0.24	8.2	<5	<0.95	<0.05	<1	<0.48	14
G-2	2777	2777.0	2777.3	6	0.12	<20	<5	3.33	2.1	<100	7.9	170	6.5	8.11	1.6	<5	<0.99	<0.05	<1	<0.49	21
G-2	2878	2878.2	2878.6	5	0.10	<20	<5	1.63	1.9	<100	9.1	160	22.0	23.10	1.5	<5	<0.97	<0.05	<1	<0.49	18
G-2	2878 v	2878.2	2878.6		0.49			6.00			18.4			249			<1.04			<0.52	
G-2	2887	2886.8	2887.1	5	<0.10	<20	<5	1.94	1.9	<100	11.0	190	10.0	11.20	1.2	<5	<1.00	<0.05	<1	<0.50	19
G-2	2939	2939.2	2939.5	6	0.11	<20	<5	2.89	2.2	<100	10.9	210	20.0	19.30	1.7	<5	<0.92	<0.05	<1	<0.46	21
G-2	2939 r	2939.2	2939.5		0.12			3.12			10.6			20.3			<1.00			<0.50	
G-2	2960	2959.4	2959.9	5	<0.10	<20	<5	1.12	2.2	<100	7.1	170	11.0	13.50	1.7	<5	<0.99	<0.05	<1	<0.49	20
G-2	3020	3019.8	3020.0	6	<0.10	<20	<5	2.10	1.9	<100	9.6	100	1.7	2.11	2.5	<5	<0.96	<0.05	<1	<0.48	21
G-2	3070	3069.8	3070.0	5	<0.10	<20	<5	0.57	2.0	<100	10.7	140	1.2	0.38	1.8	<5	<0.98	<0.05	1	<0.49	19
G-2	3123	3122.5	3122.7	5	<0.10	<20	<5	0.47	2.4	<100	10.7	130	0.8	0.39	1.6	<5	<0.98	<0.05	1	<0.49	20
G-2	3155	3155.0	3155.5	5	0.12	<20	<5	0.37	1.5	<100	19.6	200	2.7	2.47	1.8	<5	<0.97	<0.05	1	<0.49	19
G-2	3169	3168.3	3169.1	6	<0.10	<20	<5	0.48	1.7	<100	22.2	160	0.8	0.34	1.7	<5	<0.99	<0.05	1	<0.50	20
G-2	3263	3263.0	3263.5	3	0.99	<20	<5	1.35	1.8	<100	7.3	120	4.0	0.63	1.7	<5	<0.99	<0.05	1	<0.49	14
G-2	3263 v	3263.0	3263.5		0.40			1.33			7.5			0.91			<1.00			<0.50	
G-2	3289	3288.8	3289.3	6	0.12	<20	<5	0.84	3.8	<100	23.3	70	5.6	0.85	1.1	<5	<0.98	<0.05	<1	<0.49	20
G-2	3338	3337.7	3338.0	5	0.38	<20	<5	0.42	2.6	<100	6.8	150	4.7	2.07	1.0	<5	<0.97	<0.05	1	<0.48	19
G-2	3362	3362.1	3362.4	5	0.20	<20	<5	1.78	2.4	<100	10.7	150	2.9	2.84	0.8	<5	<0.98	<0.05	1	<0.49	19
G-2	3408	3407.4	3408.1	5	0.13	<20	<5	1.11	2.3	<100	8.2	150	2.3	2.32	1.1	<5	<0.98	<0.05	<1	<0.49	18
G-2	3448	3448.2	3448.6	6	0.10	<20	<5	0.40	4.4	<100	10.8	140	4.0	1.87	1.3	<5	<0.98	<0.05	<1	<0.49	20
G-2	3466	3466.1	3466.5	5	<0.10	<20	<5	0.40	1.7	<100	22.5	100	0.5	0.32	1.0	<5	<0.95	<0.05	1	<0.47	18
G-2	3503	3503.1	3503.4	4	0.11	<20	<5	0.28	1.7	<100	24.1	130	0.7	0.28	0.8	<5	<0.99	<0.05	1	<0.50	18
G-2	3526	3526.0	3526.4	5	<0.10	<20	<5	0.71	2.0	<100	21.6	140	2.2	2.36	2.1	<5	<0.97	<0.05	<1	<0.48	17
G-2	3576	3575.6	3575.9	5	0.21	<20	<5	0.33	1.9	<100	44.7	130	0.6	0.27	2.5	<5	<1.00	<0.05	1	<0.50	21
G-2	3594	3593.5	3594.0	5	0.43	<20	<5	3.15	1.6	<100	22.2	130	0.5	0.39	6.3	<5	<0.92	<0.05	1	<0.46	16
G-2	3594 r	3593.5	3594.0		0.44			3.31			21.3			0.48			<0.99			<0.49	

Drill Hole	Depth/ Type	Depth Top	Depth Bottom	Hf	Hg*	Ir ppb	Mo	Mo*	Na %	Ni	Pb*	Rb	Sb	Sb*	Sc	Se	Se*	Sr	Ta	Te*	Th
G-2	3639	3638.5	3638.8	6	<0.10	<20	<5	1.41	2.1	<100	18.6	110	0.7	0.27	7.9	<5	<0.95	<0.05	<1	<0.48	15
G-2	3674	3674.0	3674.2	4	<0.10	<20	<5	3.80	0.9	<100	10.7	170	0.8	0.49	7.5	<5	<0.96	<0.05	<1	1.24	11
G-2	3723	3722.8	3723.1	5	0.11	<20	<5	4.21	1.0	<100	5.8	110	0.9	0.66	7.9	<5	<0.98	<0.05	<1	0.65	15
G-2	3808	3807.5	3808.0	5	0.25	<20	<5	2.46	0.6	<100	10.8	140	1.4	0.92	7.5	<5	1.57	<0.05	1	0.86	16
G-2	3882	3882.0	3882.4	5	<0.10	<20	<5	1.14	1.1	<100	19.2	140	0.5	0.49	4.8	<5	<0.99	<0.05	1	<0.50	18
G-2	3912	3911.5	3911.8	4	<0.09	<20	<5	1.11	1.6	<100	16.6	140	0.5	0.27	2.8	<5	<0.93	<0.05	1	<0.47	20
G-2	3968	3967.8	3968.1	5	<0.10	<20	<5	0.56	2.0	<100	19.1	130	0.5	<0.25	1.8	<5	<0.99	<0.05	1	<0.49	21
G-2	4003	4002.8	4003.2	6	<0.10	<20	<5	0.92	1.8	<100	13.1	120	0.8	0.44	8.3	<5	<0.98	<0.05	<1	<0.49	14
G-2	4075	4075.0	4075.2	6	<0.10	<20	<5	0.61	1.7	<100	17.9	110	0.2	0.25	11.7	<5	<0.96	<0.05	1	<0.48	15
G-2	4090	4090.0	4090.6	5	<0.10	<20	<5	0.87	1.4	<100	8.4	100	0.4	0.28	10.0	<5	<1.00	<0.05	1	<0.50	12
G-2	4171	4171.0	4171.3	5	<0.10	<20	<5	1.01	2.3	<100	10.0	100	0.4	0.43	10.7	<5	<0.99	<0.05	1	<0.50	11
G-2	4272	4271.4	4271.8	5	<0.10	<20	<5	1.09	2.0	<100	12.2	110	0.8	0.42	2.2	<5	<1.00	<0.05	1	<0.50	15
G-2	4358	4357.4	4357.8	5	<0.10	<20	<5	0.92	2.2	<100	8.3	120	0.7	0.44	4.3	<5	<0.97	<0.05	1	<0.49	17
G-2	4464	4463.6	4463.9	5	<0.10	<20	<5	0.98	2.4	<100	9.7	110	0.6	0.29	2.5	<5	<1.00	<0.05	1	<0.50	16
G-2	4534	4533.8	4534.2	5	<0.10	<20	<5	0.79	2.2	<100	11.4	120	0.6	0.37	2.6	<5	<1.00	<0.05	1	<0.50	17
G-2	4672	4672.0	4672.5	4	<0.10	<20	<5	0.80	1.8	<100	13.8	110	0.4	0.30	2.0	<5	<0.98	<0.05	1	<0.49	15
G-2	4745	4745.2	4745.7	5	<0.10	<20	<5	0.67	1.5	<100	16.4	130	0.8	0.67	3.1	<5	<0.97	<0.05	1	<0.48	17
G-2	4811	4810.5	4811.0	4	<0.09	<20	<5	0.24	1.4	<100	10.3	150	0.3	<0.23	1.1	<5	<0.94	<0.05	1	<0.47	17
G-2	4859	4858.6	4858.9	9	<0.10	<20	<5	0.60	1.5	<100	12.4	120	0.5	<0.25	2.6	<5	<0.99	<0.05	1	<0.50	15
G-2	4859 r	4858.6	4858.9		<0.10			0.48			10.7			0.37			<1.00			<0.50	
G-2	4915	4914.5	4914.8	4	<0.10	<20	<5	0.35	2.5	<100	7.9	80	0.8	0.31	1.6	<5	<0.97	<0.05	1	<0.48	16
G-2	4949	4949.0	4949.5	6	<0.10	<20	<5	0.43	1.1	<100	10.0	80	0.6	0.47	2.2	<5	<0.97	0.07	1	<0.48	21
G-2	5019	5018.4	5019.2	4	<0.10	<20	<5	4.62	0.4	<100	6.5	160	0.8	0.35	1.6	<5	<1.00	<0.05	<1	<0.50	16
G-2	5039	5039.1	5039.5	2	<0.10	<20	<5	3.50	1.0	<100	7.6	70	1.4	0.91	1.0	<5	<0.97	<0.05	<1	<0.49	11
G-2	5073	5072.9	5073.3	3	<0.10	<20	<5	1.42	1.8	<100	9.5	80	0.9	0.61	1.0	<5	<0.99	<0.05	<1	<0.50	13
G-2	5073 v	5072.9	5073.3		<0.10			0.73			48.8			0.43			<1.04			<0.52	
G-2	5082	5082.0	5082.7	2	<0.10	<20	<5	0.66	1.0	<100	19.4	50	1.5	0.44	3.5	<5	<0.98	<0.05	<1	<0.49	10
G-2	5225	5224.5	5225.0	8	0.18	<20	<5	3.12	2.2	<100	15.3	110	1.4	0.62	6.1	<5	<0.99	0.05	<1	<0.50	15
G-2	5255	5255.0	5255.4	8	0.16	<20	<5	1.31	2.0	<100	11.9	100	1.2	0.63	5.5	<5	<0.99	<0.05	1	<0.50	14
G-2	5296	5295.6	5296.1	6	<0.10	<20	<5	0.39	1.6	<100	16.4	110	0.8	0.31	6.2	<5	<0.97	<0.05	<1	<0.48	12
G-2	5372	5372.2	5372.4	8	<0.10	<20	<5	0.53	2.2	<100	9.4	100	0.8	0.37	5.7	<5	<0.95	<0.05	<1	<0.47	14
G-2	5419	5418.3	5418.8	6	<0.10	<20	<5	0.53	2.0	<100	13.5	80	0.7	0.30	7.4	<5	<0.98	0.05	<1	<0.49	11
G-2	5528	5527.5	5528.0	9	<0.10	<20	<5	0.41	2.4	<100	10.0	140	0.6	<0.25	7.1	<5	<0.98	<0.05	1	<0.49	20
G-2	5597	5597.0	5597.4	8	<0.09	<20	<5	0.43	3.0	<100	14.7	90	0.4	0.26	5.7	<5	<0.91	<0.05	<1	<0.46	17
G-2	5637	5636.3	5636.8	8	<0.10	<20	<5	0.34	2.1	<100	10.1	100	0.6	<0.25	6.6	<5	<0.99	0.05	<1	<0.50	17
G-2	5639	5638.9	5639.3	7	<0.09	<20	<5	0.39	2.4	<100	14.0	170	0.8	0.38	12.8	<5	<0.94	0.05	<1	<0.47	12
G-2	5666	5665.5	5665.9	7	<0.10	<20	<5	0.29	2.0	<100	11.2	120	0.3	<0.24	8.2	<5	<0.97	<0.05	<1	<0.49	11
G-2	5696	5695.8	5696.2	6	<0.10	<20	<5	0.77	2.8	<100	10.4	40	0.3	<0.25	13.1	<5	<0.98	0.05	1	<0.49	12
G-2	5749	5748.6	5749.1	5	<0.10	<20	<5	0.54	2.1	<100	6.8	40	0.4	0.25	9.6	<5	<0.95	<0.05	<1	<0.47	9
G-2	5786	5786.0	5786.5	4	<0.10	<20	<5	1.33	1.9	<100	5.2	50	0.5	0.34	10.2	<5	<0.98	<0.05	<1	<0.49	9
G-2	5856	5855.5	5856.0	5	<0.10	<20	<5	1.05	1.9	<100	4.6	60	1.1	0.41	12.0	<5	<0.95	<0.05	<1	<0.48	12
G-2	5863	5863.0	5863.6	3	<0.10	<20	<5	0.34	1.9	<100	11.2	40	0.5	<0.24	7.7	<5	<0.96	<0.05	<1	<0.48	7
G-2	5863 v	5863.0	5863.6		<0.10			<1.00			5.5			<0.25			<1.00			<0.50	
G-2	5911	5910.4	5910.9	9	<0.10	<20	<5	0.43	1.6	<100	6.2	220	1.4	0.42	2.4	<5	<0.96	<0.05	1	<0.48	19
G-2	6005	6005.1	6005.5	8	<0.10	<20	<5	0.68	2.4	<100	15.5	140	1.3	0.55	2.0	<5	<0.95	<0.05	1	<0.47	17
GU-3	139	138.7	139.3	6	<0.10	<20	<5	2.21	2.6	<100	12.3	150	0.4	0.34	1.3	<5	<1.00	<0.05	1	<0.50	24
GU-3	157	156.6	157.0	6	<0.10	<20	<5	1.59	2.7	<100	12.3	140	0.4	<0.25	1.4	<5	<0.99	<0.05	1	<0.50	24
GU-3	322	322.1	322.5	6	<0.10	<20	<5	1.14	2.5	<100	8.2	130	0.4	0.28	1.2	<5	<1.00	<0.05	1	<0.50	23

Drill Hole	Depth/ Type	Depth Top	Depth Bottom	Hf	Hg*	Ir ppb	Mo	Mo*	Na %	Ni	Pb*	Rb	Sb	Sb*	Sc	Se	Se*	Sr	Ta	Te*	Th
GU-3	344	343.7	344.0	6	<0.10	<20	<5	0.69	2.5	<100	4.4	140	0.5	0.27	1.3	<5	<0.98	<0.05	1	<0.49	24
GU-3	344 r	343.7	344.0		<0.10			0.67			3.9			0.27			<1.00			<0.50	
GU-3	391	390.4	390.7	6	<0.10	<20	<5	0.54	2.0	<100	5.3	140	0.6	<0.25	3.2	<5	<0.99	<0.05	1	<0.50	19
GU-3	408	408.2	408.7	9	<0.10	<20	24	14.5	0.5	<100	57.2	70	1.0	0.75	2.4	<5	<0.97	<0.05	<1	1.21	12
GU-3	408 r	408.2	408.7		<0.10			14.3			51.9			0.83			<1.00			1.34	
GU-3	514	514.2	514.4	7	<0.10	<20	<5	0.97	2.5	<100	2.8	110	0.7	0.41	3.7	<5	<0.96	<0.05	1	<0.48	21
GU-3	637	636.4	636.9	3	<0.10	<20	<5	2.47	2.1	<100	3.5	130	0.2	0.35	2.0	<5	<0.99	<0.05	1	<0.50	19
GU-3	858	857.4	857.6	4	<0.10	<20	<5	3.98	2.2	<100	4.9	160	0.3	0.36	2.0	<5	<0.99	<0.05	1	<0.50	20
GU-3	898	898.3	898.6	4	<0.10	<20	<5	3.96	2.2	<100	6.1	150	0.2	0.33	2.0	<5	<0.96	<0.05	1	<0.48	20
GU-3	1043	1042.7	1043.0	4	<0.10	<20	<5	2.14	2.3	<100	6.6	160	0.3	0.29	2.0	<5	<0.95	<0.05	1	<0.48	20
GU-3	1073	1072.7	1073.2	4	<0.10	<20	<5	2.39	2.2	<100	6.9	140	0.3	0.29	2.0	<5	<0.96	<0.05	1	<0.48	20
GU-3	1098	1097.8	1097.9	4	<0.10	<20	<5	2.41	2.3	<100	6.8	150	0.2	0.35	1.9	<5	<0.99	<0.05	2	<0.49	20
GU-3	1196	1195.4	1195.7	4	<0.10	<20	<5	2.21	2.2	<100	5.2	130	0.5	0.27	2.0	<5	<0.95	<0.05	2	<0.48	21
GU-3	1229	1229.1	1229.4	4	<0.10	<20	<5	0.62	2.2	<100	0.9	140	0.4	<0.25	2.0	<5	<0.99	<0.05	1	<0.50	20
GU-3	1229 r	1229.1	1229.4		<0.11			0.50			0.6			<0.28			<1.10			<0.55	
GU-3	1408	1408.0	1408.2	4	<0.10	<20	<5	0.87	2.1	<100	7.7	160	0.5	0.29	2.2	<5	<0.96	<0.05	1	<0.48	21
GU-3	1541	1540.7	1541.2	4	<0.10	<20	<5	0.67	1.7	<100	6.6	90	0.4	0.24	3.1	<5	<0.95	<0.05	1	<0.48	15
GU-3	1601	1601.3	1601.6	4	<0.09	<20	<5	0.90	1.4	<100	2.0	50	0.5	0.44	1.2	<5	<0.94	<0.05	1	<0.47	14
GU-3	1760	1759.4	1759.6	6	<0.10	<20	<5	2.99	1.4	<100	23.3	70	0.7	0.80	2.3	<5	<0.98	0.14	1	<0.49	19
GU-3	1776	1776.0	1776.5	6	<0.10	<20	<5	2.62	1.1	<100	93.6	110	0.6	0.41	2.4	<5	<0.99	<0.05	2	<0.50	20
GU-3	1915	1915.3	1915.6	5	<0.10	<20	<5	1.83	1.9	<100	23.2	140	0.5	0.56	1.8	<5	<1.00	<0.05	2	<0.50	17
GU-3	1994	1993.5	1993.8	5	<0.10	<20	<5	1.12	2.1	<100	19.9	100	0.7	1.08	1.9	<5	<0.99	<0.05	1	<0.50	16
GU-3	2001	2000.7	2001.4	11	<0.10	<20	<5	0.70	2.5	<100	25.6	70	0.2	0.32	2.4	<5	<1.00	0.05	2	<0.50	26
GU-3	2043	2042.5	2042.7	5	<0.10	<20	<5	3.29	2.3	<100	97.0	160	0.4	0.40	1.0	<5	<0.96	<0.05	2	<0.48	20
GU-3	2109	2109.0	2109.4	5	<0.10	<20	<5	0.95	2.3	<100	5.9	130	0.4	0.43	0.9	<5	<1.00	<0.05	1	<0.50	17
GU-3	2295	2295.0	2295.3	5	<0.10	<20	<5	2.83	2.3	<100	8.9	120	0.4	0.47	0.9	<5	<0.95	<0.05	1	<0.47	17
GU-3	2384	2383.8	2384.2	6	<0.10	<20	<5	4.14	2.5	<100	10.0	140	0.5	0.46	0.9	<5	<0.95	<0.05	2	<0.48	20
GU-3	2435	2435.1	2435.5	5	<0.10	<20	<5	4.22	2.4	<100	10.4	150	0.4	0.44	0.9	<5	<1.00	<0.05	1	<0.50	19
GU-3	2456	2456.1	2456.4	5	<0.10	<20	<5	3.78	2.5	<100	10.3	140	0.5	0.60	1.1	<5	<1.00	<0.05	1	<0.50	19
GU-3	2629	2629.1	2629.3	5	<0.10	<20	<5	1.11	1.8	<100	19.5	110	0.8	0.80	2.4	<5	<0.98	<0.05	1	<0.49	18
G-3	2907	2907.1	2907.6	4	<0.10	<20	<5	3.18	2.3	<100	4.3	120	0.2	0.40	1.9	<5	<0.96	<0.05	1	<0.48	20
G-3	2954	2953.5	2954.0	4	<0.10	<20	<5	2.75	2.1	<100	6.4	140	0.8	0.98	2.5	<5	<0.95	<0.05	1	<0.48	18
G-3	3003	3002.6	3003.1	4	<0.10	<20	<5	2.99	2.3	<100	5.3	110	1.3	1.34	2.2	<5	<0.99	<0.05	<1	<0.50	20
G-3	3028	3028.2	3028.4	5	<0.10	<20	<5	3.37	2.2	<100	5.6	120	0.6	0.70	1.8	<5	<0.98	<0.05	<1	<0.49	19
G-3	3080	3079.5	3079.8	5	<0.10	<20	<5	4.19	2.4	<100	7.3	120	1.1	1.17	2.7	<5	<1.00	<0.05	<1	<0.50	21
G-3	3107	3107.0	3107.5	4	<0.09	<20	<5	3.76	2.2	<100	5.8	130	1.5	1.79	2.0	<5	<0.92	<0.05	<1	<0.46	19
G-3	3164	3164.3	3164.6	5	<0.09	<20	<5	2.85	2.1	<100	4.2	130	0.8	0.53	3.3	<5	<0.94	<0.05	<1	<0.47	19
G-3	3245	3244.6	3244.8	5	<0.09	<20	<5	2.34	2.2	<100	5.1	130	2.6	2.90	3.2	<5	<0.94	<0.05	<1	<0.47	19
G-3	3282	3281.9	3282.4	5	<0.10	<20	<5	1.27	2.1	<100	7.5	120	2.3	2.49	4.4	<5	<0.96	<0.05	<1	<0.48	18
G-3	3371	3370.5	3370.9	4	<0.10	<20	<5	0.93	1.9	<100	13.0	110	3.4	3.75	4.5	<5	<0.97	<0.05	<1	<0.48	16
G-3	3496	3496.3	3496.6	5	<0.10	<20	<5	1.54	2.0	<100	16.0	100	0.9	0.80	4.9	<5	<1.00	<0.05	<1	<0.50	17
G-3	3537	3537.0	3537.2	5	<0.10	<20	<5	2.33	2.1	<100	12.8	100	0.7	0.59	4.8	<5	<0.96	<0.05	<1	<0.48	17
G-3	3674	3673.9	3674.1	4	<0.10	<20	<5	1.54	2.0	<100	8.2	110	0.3	0.42	5.0	<5	<0.99	<0.05	1	<0.50	16
G-3	3726	3725.6	3726.1	5	<0.09	<20	<5	1.21	2.0	<100	14.7	90	0.9	0.59	5.3	<5	<0.91	<0.05	<1	<0.46	16
G-3	3757	3756.9	3757.8	6	<0.10	<20	<5	1.14	2.0	<100	25.9	100	0.5	<0.24	7.5	<5	<0.95	<0.05	1	0.60	16
G-3	3778	3778.2	3778.4	4	<0.10	<20	<5	1.12	1.5	<100	19.7	110	0.5	0.30	5.3	<5	<0.97	<0.05	<1	<0.48	15
G-3	3848	3847.3	3847.7	4	<0.10	<20	<5	0.92	1.9	<100	21.1	110	0.5	<0.24	4.2	<5	<0.98	<0.05	1	<0.49	17
G-3	3865	3864.8	3865.1	7	<0.10	<20	11	18.0	1.9	<100	11.6	120	0.9	0.91	6.9	<5	<0.98	<0.05	1	<0.49	11

Drill Hole	Depth/ Type	Depth Top	Depth Bottom	Hf	Hg*	Ir ppb	Mo	Mo*	Na %	Ni	Pb*	Rb	Sb	Sb*	Sc	Se	Se*	Sr	Ta	Te*	Th
G-3	3865 r	3864.8	3865.1		<0.101			19.5			10.9			0.98			<1.01			<0.50	
G-3	3909	3908.7	3909.1	6	<0.09	<20	<5	0.25	2.0	<100	13.8	120	0.3	<0.23	2.3	<5	<0.92	<0.05	1	<0.46	15
G-3	4005	4005.0	4005.3	6	<0.09	<20	<5	0.46	2.2	<100	11.4	120	0.6	<0.23	2.1	<5	<0.91	<0.05	1	<0.46	14
G-3	4039	4038.5	4038.9	5	<0.10	<20	<5	0.49	1.6	<100	12.6	150	0.7	<0.24	1.9	<5	<0.95	<0.05	1	<0.47	15
G-3	4166	4165.4	4165.8	5	<0.10	<20	<5	0.75	2.8	<100	13.4	110	0.7	<0.25	2.5	<5	<0.99	<0.05	1	<0.50	16
G-3	4276	4276.1	4276.6	5	<0.10	<20	<5	0.52	2.4	<100	12.1	110	1.6	0.65	2.8	<5	<0.95	<0.05	1	<0.48	15
G-3	4297	4297.0	4297.3	4	<0.10	<20	<5	1.19	2.5	<100	18.3	100	6.6	5.72	2.0	<5	<0.99	<0.05	<1	<0.50	13
G-3	4335	4335.0	4335.5	5	0.11	<20	<5	0.68	1.9	<100	8.3	100	2.4	1.31	2.4	<5	<0.98	<0.05	1	<0.49	18
G-3	4367	4366.8	4367.3	5	<0.10	<20	<5	0.67	2.0	<100	10.6	80	3.1	1.66	2.1	<5	<0.96	<0.05	1	<0.48	17
G-3	4400	4399.6	4400.0	5	<0.09	<20	<5	0.61	2.6	<100	11.5	110	3.4	1.66	2.2	<5	<0.93	<0.05	1	<0.46	16
G-3	4416	4415.3	4415.8	4	<0.09	<20	<5	0.60	3.1	<100	15.1	70	4.5	1.58	2.3	<5	<0.94	<0.05	1	<0.47	14
G-3	4416 v	4415.3	4415.8		0.16			0.41			15.4			0.60			<1.02			<0.51	
G-3	4502	4501.8	4502.3	5	<0.10	<20	<5	0.49	2.0	<100	9.7	130	1.8	0.90	2.7	<5	<0.99	<0.05	<1	<0.50	18
G-3	4600	4599.8	4600.0	6	0.16	<20	<5	0.41	2.1	<100	10.6	470	4.7	1.42	2.9	<5	<0.99	<0.05	1	<0.50	20
G-3	4664	4663.4	4663.7	5	<0.10	<20	<5	0.70	2.4	<100	11.7	170	0.9	<0.24	3.0	<5	<0.97	<0.05	1	<0.48	18
G-3	4732	4731.4	4731.7	5	<0.10	<20	<5	0.82	2.3	<100	14.8	150	1.8	1.30	2.6	<5	<0.99	<0.05	<1	<0.49	18
G-3	4751	4750.7	4751.9	5	<0.10	<20	<5	0.78	2.1	<100	13.6	150	1.1	<0.24	2.4	<5	<0.95	<0.05	1	<0.48	18
G-3	4767	4767.1	4767.4	5	0.15	<20	<5	0.85	2.6	<100	14.5	150	1.0	<0.24	2.4	<5	<0.94	<0.05	2	<0.47	18
G-3	4803	4803.3	4803.6	5	<0.10	<20	<5	0.80	2.6	<100	10.6	140	1.2	<0.24	2.0	<5	<0.98	<0.05	1	<0.49	17
G-3	4851	4850.5	4851.0	5	<0.09	<20	<5	0.69	2.1	<100	18.9	170	1.0	<0.23	1.8	<5	<0.94	<0.05	1	<0.47	19
G-3	4880	4880.3	4880.5	5	<0.10	<20	<5	1.38	1.2	<100	9.5	170	1.2	0.58	1.4	<5	<0.96	<0.05	1	<0.48	16
G-3	4965	4965.3	4965.5	5	<0.10	<20	<5	0.64	2.1	<100	13.1	150	1.2	0.42	1.4	<5	<0.99	<0.05	1	<0.49	18
G-3	5020	5020.0	5020.4	5	0.16	<20	<5	0.52	2.0	<100	17.4	160	2.0	1.84	1.3	<5	<0.99	<0.05	<1	<0.50	14
G-3	5020 v	5020.0	5020.4		<0.11			0.19			32.7			0.53			<1.09			<0.55	
25B	2806	2805.5	2805.7	5	<0.10	<20	<5	0.43	1.7	<100	21.6	120	2.0	1.36	1.0	<5	<1.00	<0.05	2	<0.50	20
25B	2923	2923.2	2923.4	5	<0.10	<20	<5	0.39	1.0	<100	20.6	120	2.8	0.45	1.6	<5	<0.97	<0.05	1	<0.49	18
25B	3034	3033.4	3033.9	4	<0.10	<20	<5	1.27	1.5	<100	11.4	130	6.1	6.49	2.0	<5	<0.98	<0.05	<1	<0.49	18
25B	3034 r	3033.4	3033.9		<0.10			1.16			9.6			6.26			<1.03			<0.51	
25B	3098	3098.0	3098.5	4	<0.10	<20	<5	1.33	1.8	<100	8.2	130	4.9	5.74	2.0	<5	<0.95	<0.05	<1	<0.48	18
25B	3184	3184.2	3184.7	4	<0.09	<20	<5	1.20	1.8	<100	9.4	60	0.4	0.44	2.1	<5	<0.93	<0.05	1	<0.47	16
25B	3226	3226.0	3226.3	4	<0.10	<20	<5	1.77	2.1	<100	7.8	110	0.5	0.51	2.2	<5	<0.98	<0.05	1	<0.49	18
25B	3302	3301.4	3301.8	5	<0.10	<20	<5	2.32	2.1	<100	7.7	130	0.5	0.34	3.4	<5	<0.99	<0.05	1	<0.50	21
25B	3327	3326.3	3327.6	7	0.30	<20	<5	1.47	2.5	<100	7.1	130	0.7	0.77	4.9	<5	1.50	<0.05	1	<0.49	19
25B	3369	3369.2	3369.7	4	<0.10	<20	<5	1.13	1.6	<100	15.6	80	0.5	0.29	5.7	<5	<0.98	<0.05	1	<0.49	10
25B	3408	3407.6	3408.0	5	<0.10	<20	<5	1.30	2.2	<100	16.6	110	0.7	<0.24	4.5	<5	<0.96	<0.05	1	<0.48	19
25B	3449	3449.0	3449.3	5	<0.10	<20	<5	2.05	2.1	<100	17.0	120	0.7	0.40	5.9	<5	<0.98	<0.05	1	<0.49	18
25B	3449 r	3449.0	3449.3		<0.10			1.85			15.7			0.38			<0.99			<0.49	
25B	3489	3488.6	3489.0	5	<0.09	<20	<5	1.50	2.2	<100	15.8	100	0.6	0.36	5.0	<5	<0.94	<0.05	1	<0.47	17
25B	3534	3533.6	3534.0	5	<0.10	<20	<5	0.78	2.1	<100	14.6	110	1.7	1.45	4.4	<5	2.56	<0.05	1	<0.48	16
25B	3544	3543.5	3543.9	3	<0.10	<20	<5	0.76	1.0	<100	14.6	130	0.7	0.31	3.6	<5	1.13	<0.05	<1	<0.49	13
25B	3546	3545.5	3546.0	4	<0.10	<20	<5	0.43	1.0	<100	6.9	210	0.7	0.40	4.0	<5	1.10	<0.05	<1	<0.49	14
25B	3571	3570.4	3571.0	4	0.23	<20	<5	0.88	1.0	<100	17.5	100	0.6	0.32	4.2	<5	2.86	<0.05	<1	<0.46	12
25B	3571 v	3570.4	3571.0		<0.10			0.43			8.0			0.43			<0.99			<0.50	
25B	3584	3584.0	3584.4	4	<0.10	<20	<5	4.19	2.3	<100	18.5	90	0.9	0.50	4.7	<5	<0.98	<0.05	1	<0.49	15
25B	3614	3613.8	3614.3	2	<0.10	<20	<5	0.57	3.0	<100	8.0	<30	0.5	0.28	2.5	<5	<0.98	<0.05	<1	<0.49	7
25B	3673	3672.7	3673.0	5	<0.10	<20	<5	0.94	1.8	<100	16.0	90	0.8	0.46	5.7	<5	<0.97	<0.05	<1	<0.48	16
25B	3689	3688.7	3689.3	5	<0.10	<20	<5	1.03	1.8	<100	16.9	130	0.9	0.49	5.7	<5	<0.96	<0.05	1	<0.48	17
25B	3746	3745.8	3746.1	5	<0.10	<20	<5	0.99	1.7	<100	19.9	90	0.8	0.37	5.4	<5	<0.96	<0.05	<1	<0.48	17

Drill Hole	Depth/ Type	Depth Top	Depth Bottom	Hf	Hg*	Ir ppb	Mo	Mo*	Na %	Ni	Pb*	Rb	Sb	Sb*	Sc	Se	Se*	Sr	Ta	Te*	Th
25B	3778	3778.2	3778.6	5	<0.10	<20	<5	2.28	1.6	<100	17.4	120	0.7	0.29	6.1	<5	<0.98	<0.05	<1	<0.49	16
25B	3826	3825.7	3826.1	5	<0.09	<20	<5	1.12	1.9	<100	16.8	90	0.8	0.38	5.7	<5	<0.94	<0.05	<1	<0.47	16
25B	3826 v	3825.7	3826.1		<0.11			0.69	0.0		11.2			0.68			<1.06			<0.53	
25B	3882	3881.8	3882.2	5	0.21	<20	<5	1.10	1.8	<100	15.6	100	0.8	0.25	5.5	<5	<0.93	<0.05	1	<0.47	16
25B	3882 l	3881.8	3882.2		2.35			2.34			64.2			0.94			1.21			1.61	
25B	3902	3902.4	3902.6	4	0.67	<20	10	16.6	0.7	<100	26.0	70	0.8	0.54	4.9	<5	<0.94	<0.05	1	<0.47	19
25B	3922	3921.6	3921.9	6	0.72	<20	<5	0.65	1.2	<100	8.8	130	0.4	0.49	6.1	<5	<0.99	<0.05	<1	<0.49	10
25B	3935	3934.5	3934.8	7	0.21	<20	6	0.89	1.4	<100	9.7	160	0.3	0.28	13.5	<5	<0.96	<0.05	1	<0.48	12
25B	3938	3938.2	3938.6	7	0.22	<20	<5	0.69	1.1	<100	12.2	120	0.4	0.32	7.1	<5	<0.99	<0.05	1	<0.50	12
25B	3938 v	3938.2	3938.6		<0.10			<0.10			1.6			0.42			<0.99			<0.49	
25B	3976	3976.3	3976.6	8	<0.09	<20	<5	0.29	1.4	<100	9.5	110	0.2	0.25	3.3	<5	<0.94	<0.05	1	<0.47	14
25P	4005	4000	4010	4		<20	<5		1.1	<100		100	2.2		2.1	<5		<0.05	1		14
25P	4105	4100	4110	5		<20	<5		0.1	<100		70	2.8		1.6	<5		<0.05	1		16
25P	4175	4170	4180	3	0.24	<20	<5	3.39	0.2	<100	10.9	40	2.1	2.27	1.3	<5	<0.96	<0.05	<1	<0.48	8
25P	5505	5500	5510	<1	<0.10	<20	<5	2.61		<100	5.5	<30	1.4	1.45	0.2	<5	<1.00	<0.05	<1	<0.50	<0.5
25P	5535	5530	5540	<1	0.72	<20	240	310		<100	1744	<30	20.0	21.80	0.2	<5	1.78	<0.05	<1	<0.47	<0.5
25P	5595	5590	5600	<1	0.84	<20	130	186		<100	30.3	<30	11.0	13.30	0.3	<5	<3.76	<0.05	<1	<1.88	<0.5

Drill Hole	Depth/ Type	Depth Top	Depth Bottom	Tl*	U	W	Zn	Zn*	La	Ce	Nd	Sm	Eu	Tb	Yb	Lu	F %
G-1	3120	3120.0	3120.4	<0.48	6.1	4	25	59.6	53	100	30	5.5	1.6	<0.5	1.9	0.28	0.08
G-1	3163	3162.7	3163.0	<0.50	2.1	<4	25	50.3	50	97	30	5.2	1	<0.5	2.2	0.37	0.10
G-1	3190	3189.9	3190.3	<0.50	2.5	<4	25	38.3	57	95	30	5.8	1.1	<0.5	3	0.43	0.07
G-1	3218	3217.6	3217.8	<0.49	2.7	<4	25	29.4	54	95	30	5.9	1	<0.5	2.1	0.34	0.12
G-1	3227	3227.3	3227.6	<0.49	3.6	<4	25	58.9	53	96	30	6.1	0.9	<0.5	2	0.34	0.07
G-1	3250	3250.0	3250.3	<0.47	3.4	<4	50	44.7	50	80	30	5.9	1.7	<0.5	1.7	0.32	0.08
G-1	3281	3281.3	3281.6	0.54	3.0	<4	25	64.7	46	77	30	5.5	1	0.9	2	0.32	0.06
G-1	3305	3304.9	3305.3	0.57	3.5	<4	70	60.1	76	120	40	5.4	1	<0.5	1.8	0.3	0.11
G-1	3305 r	3304.9	3305.3	0.65				58.8									
G-1	3305 l	3304.9	3305.3	0.67				27.0									0.06
G-1	3339	3338.4	3338.7	<0.48	2.5	<4	90	120	53	100	40	5.5	2.1	<0.5	1.4	0.25	0.08
G-1	3339 l	3338.4	3338.7	0.72				31.2									
G-1	3379	3378.4	3378.7	<0.50	2.1	<4	25	49.2	50	100	30	5.4	2.2	<0.5	1.7	0.32	0.11
G-1	3379 l	3378.4	3378.7	0.57				9.2									
G-1	3412	3411.6	3412.1	<0.48	3.4	<4	25	38.3	50	91	30	6.4	0.8	<0.5	1.8	0.35	0.16
G-1	3457	3456.7	3457.1	<0.50	2.7	<4	25	31.3	50	90	30	5.9	1.5	<0.5	2	0.33	0.13
G-1	3477	3476.5	3476.8	<0.50	2.7	<4	25	23.4	48	83	30	6	1	0.8	2.1	0.34	0.12
G-1	3507	3506.7	3507.0	0.48	3.2	<4	25	33.2	59	107	40	6.5	1.1	<0.5	2.1	0.36	0.18
G-1	3521	3521.2	3521.5	<0.50	3.2	<4	50	19.0	52	92	30	5.8	0.9	0.6	3.3	0.53	0.21
G-1	3525	3525.0	3525.2	<0.49	3.7	<4	25	13.9	53	91	20	5.5	0.8	0.7	2.2	0.3	0.10
G-1	3534	3534.0	3534.3	<0.49	3.6	<4	25	18.6	50	84	20	4.4	2.1	<0.5	1.6	0.35	0.02
G-1	3565	3564.8	3565.1	<0.49	2.4	<4	80	48.6	52	93	30	6.2	1.1	0.6	2	0.34	0.22
G-1	3605	3604.6	3605.0	<0.48	2.2	<4	150	72.9	66	105	40	7.8	1.8	0.6	2.3	0.33	0.08
G-2	2777	2777.0	2777.3	<0.49	4.5	5	50	38.1	46	91	30	6.9	0.6	1.2	2.9	0.42	0.03
G-2	2878	2878.2	2878.6	0.66	3.6	17	50	31.1	39	72	30	6.4	0.5	1.1	2.9	0.44	0.04
G-2	2878 v	2878.2	2878.6	13.80				211.0									<0.02
G-2	2887	2886.8	2887.1	<0.50	3.9	6	60	21.0	31	64	30	5.6	0.4	0.8	2.5	0.36	<0.02
G-2	2939	2939.2	2939.5	<0.46	3.8	6	70	56.6	51	92	40	7.3	0.7	0.7	3.3	0.5	<0.02
G-2	2939 r	2939.2	2939.5	<0.50				60.3									
G-2	2960	2959.4	2959.9	<0.49	3.5	<4	25	50.3	49	89	40	7.5	0.4	0.7	3.2	0.5	<0.02
G-2	3020	3019.8	3020.0	<0.48	3.5	<4	60	41.8	53	108	40	7.6	0.4	1	4.4	0.63	0.18
G-2	3070	3069.8	3070.0	<0.49	3.2	<4	50	29.8	46	88	30	6.7	0.6	1.1	3.3	0.49	0.03
G-2	3123	3122.5	3122.7	<0.49	4.8	<4	70	24.3	48	94	30	6.9	0.5	0.9	3.1	0.49	0.04
G-2	3155	3155.0	3155.5	<0.49	4.0	<4	25	22.1	49	95	30	6.9	0.7	0.9	3.2	0.51	0.03
G-2	3169	3168.3	3169.1	<0.50	5.6	<4	110	58.9	50	96	30	7.2	0.5	1	2.9	0.44	<0.02
G-2	3263	3263.0	3263.5	<0.49	4.5	<4	25	41.4	42	74	30	4.4	0.5	<0.5	2.7	0.49	<0.02
G-2	3263 v	3263.0	3263.5	<0.50				32.4									<0.02
G-2	3289	3288.8	3289.3	<0.49	2.3	<4	70	69.7	45	74	30	5.5	1.3	0.7	2.3	0.37	0.03
G-2	3338	3337.7	3338.0	<0.48	4.2	<4	90	48.7	51	89	30	6.2	0.6	0.9	2.8	0.52	0.02
G-2	3362	3362.1	3362.4	<0.49	4.4	7	50	39.6	48	93	30	6.3	0.5	1	3.3	0.49	<0.02
G-2	3408	3407.4	3408.1	<0.49	3.8	<4	60	40.4	47	86	30	5.9	0.4	0.8	3.1	0.49	0.02
G-2	3448	3448.2	3448.6	<0.49	3.2	<4	160	131	45	97	30	6.5	0.5	<0.5	3.3	0.49	<0.02
G-2	3466	3466.1	3466.5	<0.47	4.5	<4	50	30.8	50	91	30	6.3	0.7	0.9	2.9	0.47	0.03
G-2	3503	3503.1	3503.4	<0.50	5.5	<4	25	34.9	43	82	30	5.6	0.5	0.9	2.8	0.43	0.03
G-2	3526	3526.0	3526.4	<0.48	6.3	5	70	55.7	67	116	40	7.1	0.9	0.7	2.6	0.43	0.04
G-2	3576	3575.6	3575.9	0.51	5.1	<4	25	25.5	67	113	30	6.7	0.8	0.8	2.5	0.42	0.10
G-2	3594	3593.5	3594.0	6.44	6.9	<4	50	17.3	61	109	40	7.4	1.2	0.8	2.2	0.4	0.08
G-2	3594 r	3593.5	3594.0	6.52				20.6									

Drill Hole	Depth/ Type	Depth Top	Depth Bottom	Tl*	U	W	Zn	Zn*	La	Ce	Nd	Sm	Eu	Tb	Yb	Lu	F %
G-2	3639	3638.5	3638.8	<0.48	4.5	8	50	36.4	66	116	50	11.1	1.9	1.4	2.7	0.44	0.10
G-2	3674	3674.0	3674.2	<0.48	3.0	4	60	41.2	59	97	40	6	1	0.8	1.7	0.25	0.12
G-2	3723	3722.8	3723.1	<0.49	2.3	<4	60	12.1	55	96	40	6.9	1.1	0.5	2	0.4	0.08
G-2	3808	3807.5	3808.0	<0.48	2.1	<4	25	8.8	55	101	30	7.7	1.3	0.8	2.2	0.35	0.08
G-2	3882	3882.0	3882.4	<0.50	3.6	<4	50	10.6	47	85	30	5.8	0.8	0.7	2.4	0.38	0.07
G-2	3912	3911.5	3911.8	<0.47	4.0	<4	60	15.4	44	82	30	6	0.9	1	2.5	0.43	0.08
G-2	3968	3967.8	3968.1	<0.49	4.0	<4	50	21.6	51	90	30	6.1	0.4	0.5	2.9	0.48	0.04
G-2	4003	4002.8	4003.2	<0.49	2.1	<4	60	83.8	59	104	30	6.9	1.1	0.7	2.1	0.36	0.08
G-2	4075	4075.0	4075.2	<0.48	1.8	<4	110	133	68	125	40	7.4	1.8	0.9	2	0.36	0.27
G-2	4090	4090.0	4090.6	<0.50	2.5	<4	60	66.4	58	98	40	6.2	1.2	0.6	1.9	0.26	0.11
G-2	4171	4171.0	4171.3	<0.50	1.6	<4	50	87.4	55	90	30	6.3	1.4	0.5	1.7	0.36	0.11
G-2	4272	4271.4	4271.8	<0.50	2.4	<4	25	26.1	59	98	30	5.8	0.8	0.5	2.2	0.36	0.04
G-2	4358	4357.4	4357.8	<0.49	4.9	<4	50	28.4	59	99	40	6.3	1.1	0.7	2.4	0.43	0.13
G-2	4464	4463.6	4463.9	<0.50	4.5	<4	25	29.0	61	103	40	6.2	0.9	0.7	2.7	0.43	0.04
G-2	4534	4533.8	4534.2	<0.50	3.5	<4	50	26.7	58	95	30	5.9	0.7	0.8	2.4	0.35	0.23
G-2	4672	4672.0	4672.5	<0.49	2.8	<4	50	25.7	51	87	20	4.7	0.7	0.8	2.1	0.31	0.04
G-2	4745	4745.2	4745.7	<0.48	1.9	<4	50	22.1	61	101	30	6	1.2	0.7	2.6	0.39	0.05
G-2	4811	4810.5	4811.0	<0.47	2.7	<4	25	11.2	48	81	30	4.2	1	0.7	2	0.27	0.05
G-2	4859	4858.6	4858.9	<0.50	1.8	<4	70	61.3	72	131	50	7.9	1.2	1.2	2.8	0.47	0.05
G-2	4859 r	4858.6	4858.9	<0.50				58.4									
G-2	4915	4914.5	4914.8	<0.48	4.1	<4	25	22.3	57	99	30	4.5	0.9	0.7	1.5	0.24	0.02
G-2	4949	4949.0	4949.5	<0.48	3.7	<4	25	20.3	72	12	40	5.7	1.1	0.7	2.1	0.28	0.11
G-2	5019	5018.4	5019.2	<0.50	2.1	<4	25	25.0	50	84	30	4	0.9	<0.5	1.2	0.17	0.10
G-2	5039	5039.1	5039.5	<0.49	3.9	<4	25	18.1	36	60	20	2.7	0.7	<0.5	1.1	0.16	0.02
G-2	5073	5072.9	5073.3	<0.50	4.0	<4	25	14.9	46	79	30	3.7	0.8	<0.5	1.1	0.2	0.02
G-2	5073 v	5072.9	5073.3	<0.52				11.6									
G-2	5082	5082.0	5082.7	<0.49	3.8	<4	25	69.2	36	63	20	3	0.3	0.5	1.6	0.25	0.05
G-2	5225	5224.5	5225.0	<0.50	3.1	<4	50	67.9	79	148	50	8.5	1.6	0.9	2.5	0.38	0.20
G-2	5255	5255.0	5255.4	<0.50	3.1	<4	100	87.6	76	138	50	8.1	1.6	0.7	2.5	0.35	0.12
G-2	5296	5295.6	5296.1	<0.48	3.1	<4	70	56.4	62	107	40	6.5	1.3	0.8	1.9	0.28	0.46
G-2	5372	5372.2	5372.4	<0.47	2.3	<4	50	43.2	77	136	50	7.6	1.3	0.8	2.6	0.35	0.06
G-2	5419	5418.3	5418.8	<0.49	1.8	<4	110	97.8	62	114	40	6.8	1.1	0.7	2.4	0.34	0.06
G-2	5528	5527.5	5528.0	<0.49	3.2	6	90	59.5	94	168	60	9.9	1.9	0.9	2.7	0.41	0.11
G-2	5597	5597.0	5597.4	<0.46	2.7	5	50	43.1	77	141	50	7.8	1.9	0.8	2.9	0.37	0.03
G-2	5637	5636.3	5636.8	<0.50	3.8	5	100	73.2	80	138	50	8.3	1.7	0.6	2.9	0.36	0.14
G-2	5639	5638.9	5639.3	<0.47	2.7	<5	140	73.0	59	119	50	9.2	1.9	1.1	2.9	0.45	0.07
G-2	5666	5665.5	5665.9	<0.49	2.3	<4	25	69.7	62	115	40	7.7	1.8	0.7	2.1	0.33	0.04
G-2	5696	5695.8	5696.2	<0.49	2.4	<5	90	96.1	56	112	40	7.6	1.7	1.1	2	0.26	0.07
G-2	5749	5748.6	5749.1	<0.47	4.5	<7	60	74.7	40	78	30	5.7	1.2	0.6	1.8	0.25	0.06
G-2	5786	5786.0	5786.5	<0.49	5.4	<7	80	50.8	45	86	40	6.2	1.4	0.8	1.9	0.25	0.08
G-2	5856	5855.5	5856.0	<0.48	3.0	<9	110	75.4	54	106	40	7.6	1.6	0.7	2.1	0.32	0.10
G-2	5863	5863.0	5863.6	<0.48	2.5	<5	50	60.1	35	69	30	5	1.3	0.5	1.6	0.24	0.05
G-2	5863 v	5863.0	5863.6	<0.50				4.2									
G-2	5911	5910.4	5910.9	<0.48	2.9	<5	80	46.6	101	177	60	8.5	0.7	0.9	3.3	0.48	0.10
G-2	6005	6005.1	6005.5	<0.47	3.6	<5	60	42.6	89	159	50	7.9	0.8	0.8	2.9	0.41	0.06
GU-3	139	138.7	139.3	<0.50	4.5	6	50	67.1	28	59	30	5.8	0.3	0.9	3.2	0.44	<0.02
GU-3	157	156.6	157.0	<0.50	4.4	<4	60	65.7	30	63	30	6.1	0.2	0.9	3.5	0.48	<0.02
GU-3	322	322.1	322.5	<0.50	4.5	<4	60	59.5	29	60	30	5.9	0.3	0.8	3.3	0.48	<0.02

Drill Hole	Depth/ Type	Depth Top	Depth Bottom	Tl*	U	W	Zn	Zn*	La	Ce	Nd	Sm	Eu	Tb	Yb	Lu	F %
GU-3	344	343.7	344.0	<0.49	4.3	<4	70	40.6	28	60	30	5.9	0.2	0.8	3.2	0.41	0.07
GU-3	344 r	343.7	344.0	<0.50				40.6									
GU-3	391	390.4	390.7	<0.50	3.5	<4	50	20.4	66	122	50	8.1	1.3	0.9	2.7	0.42	<0.02
GU-3	408	408.2	408.7	0.88	1.8	<4	90	32.2	110	200	80	13.6	3.3	1	1.9	0.27	0.52
GU-3	408 r	408.2	408.7	1.07				32.7									
GU-3	514	514.2	514.4	<0.48	3.5	<6	25	59.3	99	173	60	8.2	1	0.7	2.5	0.39	<0.02
GU-3	637	636.4	636.9	<0.50	3.9	<4	25	35.3	33	61	30	5.2	0.6	0.8	2.4	0.35	<0.02
GU-3	858	857.4	857.6	<0.50	3.9	<4	25	34.7	32	64	30	5.3	<0.2	0.7	2.3	0.33	<0.02
GU-3	898	898.3	898.6	<0.48	3.9	<4	70	47.6	34	64	30	5.4	<0.2	0.7	2.3	0.31	<0.02
GU-3	1043	1042.7	1043.0	<0.48	4.1	<4	50	38.0	31	66	30	5.1	0.7	0.8	2.2	0.32	0.02
GU-3	1073	1072.7	1073.2	<0.48	4.2	<4	25	30.5	34	65	30	5.3	0.5	0.6	2.2	0.33	0.02
GU-3	1098	1097.8	1097.9	<0.49	4.2	<4	25	30.8	36	71	30	5.6	<0.2	0.8	2.4	0.32	0.02
GU-3	1196	1195.4	1195.7	0.59	4.8	<4	25	23.4	35	69	30	5.7	0.6	0.7	2.4	0.32	0.02
GU-3	1229	1229.1	1229.4	<0.50	4.8	<4	50	12.0	33	63	30	5.3	0.5	0.5	2.3	0.29	0.04
GU-3	1229 r	1229.1	1229.4	<0.55				12.0									
GU-3	1408	1408.0	1408.2	<0.48	4.6	<4	80	54.1	51	94	40	6	0.6	1	2.5	0.31	<0.02
GU-3	1541	1540.7	1541.2	<0.48	3.0	<4	25	30.7	41	75	30	4.5	0.8	0.7	1.6	0.27	<0.02
GU-3	1601	1601.3	1601.6	<0.47	2.1	<4	25	19.0	36	69	30	5	<0.3	0.8	2.4	0.29	<0.02
GU-3	1760	1759.4	1759.6	<0.49	3.0	<4	80	69.6	50	99	40	7.1	0.3	1	3.5	0.43	0.09
GU-3	1776	1776.0	1776.5	0.84	2.4	9	50	52.2	59	110	40	9.1	0.4	1	3.4	0.47	<0.02
GU-3	1915	1915.3	1915.6	1.85	4.0	4	25	56.6	46	91	30	6.3	0.4	0.6	3.1	0.48	<0.02
GU-3	1994	1993.5	1993.8	1.04	4.2	5	25	57.8	64	112	30	6.7	0.8	0.9	2.7	0.46	<0.02
GU-3	2001	2000.7	2001.4	1.04	2.4	<4	90	53.4	101	187	60	10.6	0.9	1.3	2.8	0.38	0.07
GU-3	2043	2042.5	2042.7	<0.48	5.2	4	50	48.7	50	92	40	6.2	0.5	0.6	3.2	0.46	<0.02
GU-3	2109	2109.0	2109.4	<0.50	3.6	<4	50	49.1	48	89	40	6.3	0.5	0.6	2.8	0.42	<0.02
GU-3	2295	2295.0	2295.3	0.57	3.2	<4	25	49.0	48	85	30	5.9	<0.3	0.9	2.6	0.43	<0.02
GU-3	2384	2383.8	2384.2	<0.48	4.4	<4	25	48.4	51	93	40	6.6	0.4	0.8	3.1	0.52	<0.02
GU-3	2435	2435.1	2435.5	<0.50	3.4	<4	50	53.9	49	92	40	6	0.4	1	2.8	0.44	<0.02
GU-3	2456	2456.1	2456.4	<0.50	3.7	<4	25	52.9	53	97	40	6.5	0.4	1.1	2.9	0.44	<0.02
GU-3	2629	2629.1	2629.3	0.53	2.9	5	25	40.7	61	113	40	5.7	0.7	0.7	2.2	0.34	0.02
G-3	2907	2907.1	2907.6	<0.48	3.6	<4	25	30.2	53	93	40	5.7	1	1.3	2.3	0.4	<0.02
G-3	2954	2953.5	2954.0	<0.48	3.3	<4	50	40.3	53	92	40	5.7	0.6	0.6	1.9	0.37	0.04
G-3	3003	3002.6	3003.1	<0.50	3.6	<4	25	29.0	56	96	30	5.6	1	0.7	2.2	0.31	0.04
G-3	3028	3028.2	3028.4	<0.49	3.7	<4	25	31.0	52	96	30	5.3	1.1	0.7	1.9	0.31	0.02
G-3	3080	3079.5	3079.8	0.90	4.0	<4	70	44.2	59	98	30	6.3	0.9	0.6	2.6	0.33	0.09
G-3	3107	3107.0	3107.5	0.55	3.7	<4	25	28.9	54	93	30	5.7	0.6	0.6	2.1	0.32	0.05
G-3	3164	3164.3	3164.6	<0.47	4.1	<4	60	57.8	56	102	30	6.2	0.9	0.8	2.4	0.33	0.03
G-3	3245	3244.6	3244.8	0.65	3.8	<4	25	46.9	50	89	30	5.9	1	0.8	2.3	0.33	0.04
G-3	3282	3281.9	3282.4	<0.48	2.6	<4	25	56.3	57	98	40	6.3	1.1	0.6	2.1	0.34	<0.02
G-3	3371	3370.5	3370.9	0.50	2.6	<4	60	35.1	48	89	30	5.6	1	0.8	2.1	0.27	0.02
G-3	3496	3496.3	3496.6	0.53	3.0	<4	50	37.1	56	99	40	6.1	0.9	0.7	2	0.33	0.04
G-3	3537	3537.0	3537.2	0.60	2.6	<4	25	51.4	51	92	40	5.9	1.6	0.7	2	0.31	0.03
G-3	3674	3673.9	3674.1	0.56	3.2	<4	25	28.2	48	86	30	5.5	1	0.7	1.8	0.3	0.11
G-3	3726	3725.6	3726.1	<0.46	3.0	<4	60	32.8	54	96	40	6.6	1.3	0.6	2.2	0.36	0.08
G-3	3757	3756.9	3757.8	0.54	9.3	<4	25	20.2	70	139	60	10.5	1.6	1.8	3.3	0.44	0.04
G-3	3778	3778.2	3778.4	<0.48	3.3	<4	25	26.0	50	90	30	6.2	1.1	0.7	2.1	0.29	0.06
G-3	3848	3847.3	3847.7	<0.49	4.7	<4	25	41.2	48	89	30	5.6	0.7	0.7	1.9	0.28	0.07
G-3	3865	3864.8	3865.1	<0.49	4.9	<4	60	80.9	59	102	40	6.4	1.1	0.9	2	0.29	0.07

Drill Hole	Depth/ Type	Depth Top	Depth Bottom	Tl*	U	W	Zn	Zn*	La	Ce	Nd	Sm	Eu	Tb	Yb	Lu	F %
G-3	3865 r	3864.8	3865.1	<0.50				81.3									
G-3	3909	3908.7	3909.1	<0.46	2.5	<4	50	45.5	78	135	50	7.3	1	0.8	2.4	0.34	<0.02
G-3	4005	4005.0	4005.3	<0.46	2.4	<4	50	46.8	67	109	40	6.6	1.5	0.8	2.2	0.28	<0.02
G-3	4039	4038.5	4038.9	<0.47	7.7	<4	25	29.7	56	93	30	5.8	0.6	0.5	2.3	0.34	0.02
G-3	4166	4165.4	4165.8	<0.50	3.1	<4	25	35.3	58	102	40	6.1	0.9	0.7	2.7	0.36	<0.02
G-3	4276	4276.1	4276.6	<0.48	2.4	<4	50	35.9	55	87	30	5.4	1	1	2.6	0.33	0.02
G-3	4297	4297.0	4297.3	<0.50	1.5	8	50	33.7	43	74	30	4.3	0.5	<0.5	2.2	0.28	<0.02
G-3	4335	4335.0	4335.5	<0.49	1.7	<4	25	28.5	59	94	30	5.6	1.1	0.7	2.6	0.35	0.13
G-3	4367	4366.8	4367.3	<0.48	1.2	<4	60	23.7	53	87	30	4.7	0.6	<0.5	2.2	0.33	0.14
G-3	4400	4399.6	4400.0	<0.46	1.5	<4	25	25.2	58	96	30	5.6	0.4	0.7	2.1	0.33	0.08
G-3	4416	4415.3	4415.8	<0.47	0.8	<4	25	17.4	46	76	30	4.4	0.9	0.8	1.9	0.27	<0.02
G-3	4416 v	4415.3	4415.8	<0.51				14.9									
G-3	4502	4501.8	4502.3	<0.50	1.3	<4	50	29.7	65	108	40	5.8	1.1	0.6	2.3	0.34	0.15
G-3	4600	4599.8	4600.0	<0.50	3.2	<4	70	28.5	69	120	40	6.8	0.9	0.9	2.7	0.35	0.08
G-3	4664	4663.4	4663.7	<0.48	3.1	<4	25	34.3	66	106	40	6.2	0.9	0.7	2.5	0.37	0.02
G-3	4732	4731.4	4731.7	<0.49	1.5	<4	50	33.5	62	104	40	5.6	1.6	0.9	2.5	0.33	0.03
G-3	4751	4750.7	4751.9	<0.48	4.8	<4	25	21.3	63	106	40	5.8	0.9	0.9	2.5	0.3	0.02
G-3	4767	4767.1	4767.4	<0.47	4.5	<4	50	46.8	63	103	40	5.8	0.5	0.5	2.3	0.32	<0.02
G-3	4803	4803.3	4803.6	<0.49	5.1	<4	60	41.4	56	94	30	5.1	0.5	0.8	2.2	0.31	<0.02
G-3	4851	4850.5	4851.0	<0.47	4.3	<4	50	37.8	58	92	30	5.1	0.6	0.8	2.5	0.35	<0.02
G-3	4880	4880.3	4880.5	<0.48	8.4	<4	25	49.6	59	103	40	5.7	0.5	0.5	2	0.27	<0.02
G-3	4965	4965.3	4965.5	<0.49	2.2	<4	50	30.2	59	105	40	5.9	0.9	0.8	3.5	0.45	0.03
G-3	5020	5020.0	5020.4	<0.50	0.8	<4	25	18.4	56	93	30	5.5	0.8	0.9	2.2	0.3	0.02
G-3	5020 v	5020.0	5020.4	<0.55				13.7									
25B	2806	2805.5	2805.7	<0.50	2.5	<4	80	65.6	53	92	30	6.7	0.3	0.8	3.1	0.45	0.07
25B	2923	2923.2	2923.4	<0.49	2.7	<4	25	31.0	59	101	40	5.3	0.5	0.6	1.6	0.25	<0.02
25B	3034	3033.4	3033.9	<0.49	4.0	<4	50	39.8	46	84	30	4.9	0.5	0.7	2	0.32	0.47
25B	3034 r	3033.4	3033.9	<0.51				37.5									
25B	3098	3098.0	3098.5	<0.48	4.2	<4	25	41.2	49	92	30	5	0.5	0.6	2.1	0.31	<0.02
25B	3184	3184.2	3184.7	<0.47	2.5	<4	50	47.7	51	93	30	5.1	0.6	0.7	1.8	0.26	0.05
25B	3226	3226.0	3226.3	<0.49	3.9	<4	60	43.6	51	94	30	5.5	0.8	0.6	2	0.3	<0.02
25B	3302	3301.4	3301.8	<0.50	4.1	<4	25	41.0	64	114	40	6.5	0.9	0.6	2.1	0.26	<0.02
25B	3327	3326.3	3327.6	<0.49	5.7	<4	25	43.8	69	124	40	7.2	1	1	2.5	0.36	0.06
25B	3369	3369.2	3369.7	0.68	7.4	<4	70	80.2	54	98	40	6.3	0.9	0.7	3	0.48	0.04
25B	3408	3407.6	3408.0	<0.48	4.4	<4	60	74.3	56	104	40	6.4	1	1	2.3	0.35	0.05
25B	3449	3449.0	3449.3	<0.49	4.0	<4	50	70.8	57	108	40	6.8	1.3	0.6	2.2	0.34	0.07
25B	3449 r	3449.0	3449.3	0.60				69.6									
25B	3489	3488.6	3489.0	<0.47	4.0	<4	25	59.3	54	99	40	6.6	0.9	0.9	2.3	0.32	0.03
25B	3534	3533.6	3534.0	<0.48	3.8	<4	50	53.2	48	84	30	5.8	1	0.5	2.3	0.32	<0.02
25B	3544	3543.5	3543.9	<0.49	2.2	<4	80	58.8	37	69	20	4.9	1	0.7	2	0.26	0.25
25B	3546	3545.5	3546.0	<0.49	1.1	<4	25	39.9	44	79	30	5.3	0.6	0.5	2.5	0.37	0.04
25B	3571	3570.4	3571.0	0.47	2.5	<4	50	37.3	42	75	30	5.2	0.7	0.5	3.1	0.45	<0.02
25B	3571 v	3570.4	3571.0	<0.50				32.3									<0.02
25B	3584	3584.0	3584.4	0.50	4.9	<4	80	74.9	46	85	30	5.7	0.9	0.5	2.3	0.28	<0.02
25B	3614	3613.8	3614.3	<0.49	1.7	<4	25	17.2	22	40	10	3.4	0.5	0.5	1.2	0.18	<0.02
25B	3673	3672.7	3673.0	<0.48	3.5	<4	25	32.8	54	95	40	6.8	1.1	0.7	2.3	0.34	0.04
25B	3689	3688.7	3689.3	<0.48	4.3	<4	50	41.9	57	102	40	6.9	1	0.9	2.4	0.32	<0.02
25B	3746	3745.8	3746.1	<0.48	3.4	<4	25	51.7	53	96	30	5.8	0.7	0.7	1.9	0.26	0.22

Drill Hole	Depth/ Type	Depth Top	Depth Bottom	Tl*	U	W	Zn	Zn*	La	Ce	Nd	Sm	Eu	Tb	Yb	Lu	F %
25B	3778	3778.2	3778.6	<0.49	3.3	<4	80	50.1	53	92	40	6.8	1.6	0.6	2.3	0.31	<0.02
25B	3826	3825.7	3826.1	<0.47	2.9	<4	25	50.2	50	96	40	7	1.2	0.8	2.3	0.31	2.44
25B	3826 v	3825.7	3826.1	<0.53				13.1									<0.02
25B	3882	3881.8	3882.2	<0.47	3.3	<4	70	38.5	55	101	40	6.7	1.3	0.6	2.4	0.33	0.04
25B	3882 l	3881.8	3882.2	<0.52				44.4									
25B	3902	3902.4	3902.6	0.60	4.2	<4	60	32.4	44	83	30	5.6	1	0.6	2.2	0.32	0.03
25B	3922	3921.6	3921.9	<0.49	2.5	<4	60	73.8	52	92	30	5.6	1.1	0.6	2	0.28	0.05
25B	3935	3934.5	3934.8	<0.48	2.4	<4	70	92.0	63	122	50	7.9	2	0.8	2.6	0.36	0.05
25B	3938	3938.2	3938.6	<0.50	2.8	<4	50	73.2	61	107	40	7.4	1.5	0.8	2.6	0.33	<0.02
25B	3938 v	3938.2	3938.6	<0.49				1.9									
25B	3976	3976.3	3976.6	<0.47	2.7	<4	70	59.7	94	159	60	9.1	2	0.8	2.4	0.33	<0.02
25P	4005	4000	4010		4.8	<4	70		48	80	30	5	0.9	0.8	1.9	0.29	
25P	4105	4100	4110		4.3	5	70		42	75	30	4.3	0.4	0.5	1.7	0.25	0.36
25P	4175	4170	4180	<0.48	3.7	<4	60	52.1	24	43	20	2.6	0.3	<0.5	1.1	0.16	0.17
25P	5505	5500	5510	<0.50	1.5	<4	25	18.7	2	<3	<10	<0.5	0.2	<0.5	<0.2	<0.05	<0.02
25P	5535	5530	5540	2.54	1.9	<4	320	371	2	3	<10	<0.5	0.2	<0.5	0.2	<0.05	0.24
25P	5595	5590	5600	3.51	2.0	<4	25	21.9	4	5	<10	0.5	<0.2	<0.5	0.2	<0.05	0.08